

Aneurin Bevan University Health Board Annual Report and Annual Accounts 2021/22

Our Annual Report is a suite of documents that tell you about our organisation, the services and care we provide and what we do to plan, deliver and improve healthcare for you. It provides information about how we performed in 2021/22, what we have achieved, how we plan to continue to improve next year and our plans for the future. This report also explains how important it is for us to work with you and listen to your views, to better deliver services that meet your needs, as close to your home as possible.

Our Annual Report for the period 1st April 2021 to 31st March 2022 includes:

1. Our **Performance Report** which details how we have performed against our targets and the actions planned to maintain or improve our performance.
2. Our **Accountability Report** which details our key accountability requirements and provides information about how we manage and control our resources, identify and respond to our risks, and comply with our own governance arrangements.
3. Our **Financial Statements and Annual Accounts** which detail how we have spent our money and met our obligations.

Section One – The Performance Report	
• Overview	4
• Reporting Requirements	5
• Aneurin Bevan University Health Board	6
• Annual Plan 2021/22	8
• Impact of COVID-19 on delivery of services	12
• Primary Care and Community Services	15
• Testing and Immunisation for COVID	26
• Infection Prevention and Control	34
• Delivery of Essential Services	40
• Patient Experience: Listening and Learning from Feedback	51
• Putting Things Right	59
• Delivering in Partnership	61
• Workforce Management and Wellbeing	67
• Communications and Engagement	74
• Well Being of Future Generations Act	78
• Welsh Language	80
• Value Based Healthcare	82
• Emergency and Business Continuity Planning	83
• Financial Management and Performance	84
• Conclusion and Forward Look	85
Section Two – The Accountability Report	
Corporate Governance Report	88
1 Directors Report	89
2 Statement of Accountable Officer’s Responsibilities	92
3 Annual Governance Statement	94
Remuneration and Staff Report	157
Parliamentary Accountability and Audit Report	172
Section Three – The Financial Statements	
The Audited Annual Accounts 2021-22	187



Performance Report 2021/22

Overview

Across the last 12 months our organisation has faced multiple challenges with successive waves of Covid-19 itself but also dealing with the wider impacts on our population and services of the actions to deal with the pandemic. 2021/22 brought increasing demand across our urgent care and our planned care systems, increased pressure on primary care and community services, as well as mental health services. We have experienced high walk-in demand at our emergency departments, significant pressures in social care and high levels of absence across our workforce. This is in the context of restarting many routine services despite continued constraints on capacity.

Despite these operational challenges we are proud of the way in which our staff have responded, showing resilience, bravery, dynamism, resourcefulness and great skill over the last two years. Even with these challenges, our workforce enabled our system to introduce new ways of working to deliver the ambitions of the Annual Plan 2021/22, which was approved by our Board and submitted to Welsh Government on 31st March 2021, in line with the requirements of the [NHS Wales Annual Planning Framework for 2021 to 2022](#).

The Health Board's Annual Plan for 2021/22 set out our core organisational priorities, which focussed on reducing the health inequalities experienced by our communities, through improving population health. In doing so, the Plan adopted a life course approach that optimised the health and wellbeing of our communities. We are confident that this approach will provide high returns for health and sustainable development, both by limited ill health and the accumulation of risk throughout life for our citizens. The Annual Plan 2021/22 was ambitious in seeking to support the organisation in delivering across its life course priorities and was designed to both meet the needs to respond but also support the organisation to look forward and focus on sustainability.



Our Clinical Futures Strategy has remained resilient and relevant for over a decade. The opening of the Grange University Hospital in November 2020, as part of a new hospital network, was a fundamental milestone in the delivery of the broader strategy. Clinical Futures seeks to improve population health,

resilience and well-being, deliver the majority of care close to home, primarily thorough primary and community services, all supported by a hospital network.

One year on from the opening of the Grange University Hospital and moving to a new hospital model, six months early and in the middle of a pandemic, we are seeing benefits in terms of service sustainability, resilience, and

capacity. In addition, recruitment has improved for specialist medical staff and registered nurses.

This Report provides an overview of our achievements in 2021/22, some of highlights include:

- Significant improvements achieved in Urgent Care performance, whilst recognising the challenging climate.
- Safe surgical zones were created to maintain urgent and essential services.
- By February 2022, 95% of over fifty-year-olds had received their first dose of the Covid vaccination, 94% their second dose and 86% had received their booster.
- Urgent Primary Care services were established in all Enhanced Local General Hospital (ELGH) sites.
- New ambulatory services were established.
- Nurse vacancies were reduced by 85% at the time of opening the Grange University Hospital.
- Implementation of the Mental Wellbeing Foundation Tier programme, including Connect 5, SPACE (development of single point of access for children and young adults) and Melo.
- Achieved financial balance in-line with the Financial Plan 2021/22.

As we approach 2022/23, we will continue to embed the new models of care that could not be fully implemented as our system responded to the pandemic. Notwithstanding this, our main focus and key opportunities for achieving a sustainable system lie in delivering our broader strategy, strengthening the role of our enhanced Local General Hospital network.

We have therefore reshaped our Clinical Futures Programme to support the delivery of the organisations key priorities which, based on our understanding of our system, will deliver the biggest impact on improving the sustainability of our system.

Our Integrated Medium-Term Plan 2022-25 is a natural progression from the Annual Plan 2021/22, building on the life course approach, whilst recognising that the context within which the Health Board now operates is different from the one understood in 2020/21. This being a renewed focus on sustainable recovery, which is characterised by a fundamental shift that encompasses the wider role of Health and Social Care in reducing health inequalities, delivering the foundational economy, and protecting the environment for future generations with the Net Zero 2030 ambition.

Reporting Requirements

The purpose of the Performance section of this Annual Report 2021/22, as set out in the guidance provided in the NHS Wales 2021/22 Manual for Accounts, is to provide information on Aneurin Bevan University Health Board, its main objectives and strategies and the principal risks that it faces. The requirements are based on the matters required to be dealt with

as set out in Chapter 4A of Part 15 of the Companies Act 2006, as adapted in the Financial Reporting Manual and NHS Wales Guidance Manual.

The main features of this report flow from the organisation's Planning, Delivery and Performance Frameworks and demonstrate how the Health Board has delivered against these.




It should be noted that the duty of quality comes into legal force in April 2023 in line with the Health and Social Care (Quality and Engagement) (Wales) Act 2020. The new reporting requirements will therefore be captured in processes in place for 2023/24. In the interim it is anticipated that there will be a non-statutory implementation of the duty of quality in autumn 2022. This will allow for testing the quality reporting indicators, measures and narrative framework concepts being developed during the duty of quality implementation phase as a hybrid reporting process for 2022/23. In the meantime, quality reporting requirements are embedded in this Performance Section of the Annual Report 2021/22.

There is no mandatory requirement for the Health Board to publish a Sustainability Report within the Annual Report and Accounts 2021/22. The Annual Accountability Report (Section 2), Page 121, includes a high-level overview of the Health Board's work in this area. The Board will receive its Annual Sustainability Report in September 2022, which will be published to the Health Board's website.

Aneurin Bevan University Health Board

Aneurin Bevan University Health Board was established in October 2009 and achieved 'University' status in December 2013. The Health Board's principal role is to ensure the effective planning and delivery of our local NHS system, within a robust governance framework, to achieve the highest standards of patient safety and public service delivery, improve health and reduce inequalities and achieve the best possible outcomes for our citizens, and in a manner that promotes human rights. To fulfil this role, we are required to work with our partners and stakeholders in the best interests of the population we serve.

As a Health Board, we serve the population of Gwent which reflects the five local authority areas: Blaenau Gwent, Caerphilly, Monmouthshire, Newport and Torfaen. The Demographics of Gwent are varied and include rural countryside areas, urban centres and the most easterly of the south Wales valleys.

Area 	The total area of Gwent is 158,500 hectares – approximately 7.6% of the total area of Wales.	Overall population	The overall population in Gwent is projected increase by 6.2 % between 2019 and 2043, roughly similar to the Welsh average (5.2%). For Gwent this would mean 36,987 extra people ³ .
Population 	The estimated population of Gwent is 594,164, approximately 19% of the total population for Wales.	Aged 16-64	The number of people aged 16-64 living in Gwent projected to slightly rise by 0.7% by 2043, similar to the Welsh average (-0.5%). For Gwent this would mean 2,367 extra people in this age range ⁴ .
Population density	The population density of Gwent is 3.75 persons per hectare. The population density is 1.52 people per hectare in Wales.	Aged 65 and over	The number of people aged 65 and over living in Gwent is projected to increase by 31.2% between 2019 and 2043, roughly similar to the Welsh average (29%). For Gwent this could mean an extra 37,2 people in this age range ⁵ .
Dwellings 	The dwelling count in Gwent is 275,882 approximately 18.2% of the total number of dwellings in Wales ² .	Aged 85 and over	The number of people aged 85 and over living in Gwent is projected to increase by 74% between 2019 and 2043, slightly higher to the Welsh average (69.5%). For Gwent this could mean an extra 10,6 people in this age range ⁶ .



Aneurin Bevan University Health Board population - key data

- In 2014, around 1 in 5 residents were aged over 65 years (19%), 6 in every 10 (62%) were of working age (16 to 64 years) and nearly 1 in 5 (19%) were aged under 16.
- The population aged under 16 has decreased by 2,700 (1%) between 2005 and 2014, from 114,100 to 108,300.
- There has been a significant decrease in the under 75 mortality rate of 17.1% and 17.4% for males and females respectively (a greater improvement than Wales). This demonstrates the positive impacts and significant improvements that a range of services, activities and targeted programmes have made to reduce mortality rates.
- The general fertility rate is broadly similar to that of Wales - but there are differences in the general fertility rates across ABUHB which will impact on the planning of maternity and child services - particularly for Newport and Monmouthshire.

The Health Board employs 12,276 whole time equivalents (WTE) which translates to 13,306 staff and is the largest employer in Gwent. Our workforce is ageing, as is the demographic profile of our population and the health inequalities of our population are also found within our workforce. 80% of our staff live within our communities. Therefore, it is essential that staff health and wellbeing is a key priority and a feature of our preventative plans.

The Health Board has an annual budget from the Welsh Government of just under £1.6 billion per year from which we plan and deliver services for the population of Gwent. The Health Board, as well as providing services locally, works in partnership to seek to improve health and well-being in the area, particularly through our partnership arrangements to respond to the Social Services and Well-Being (Wales) Act 2014 and the Well Being of Future Generations (Wales) Act 2015.

Detail on how the Health Board is governed is set out within the Accountability Report (Section 2 of the Annual Report and Accounts 2021/22).

The Annual Plan 2021/22, set out the Health Board's priorities based on adopting a life course approach. This approach optimises the functional ability of individuals throughout life, enables well-being, the realisation of rights, and recognises the critical interdependence of individual, intergenerational, social, environmental and temporal factors. The main outcome of the life-course approach to health is functional ability, which is the sum of the individual and environmental attributes that enable a person to be or do what they have reason to value. For a neonate or infant, functional ability could be manifested by feeding well and playing; for older adults, by the ability to function independently without dependence on care. This approach requires working with our citizens (as individuals, families and communities) to deliver the change our communities need.

This approach requires holistic, long-term, policy and investment strategies that promote better health outcomes for individuals and greater health equity in the population. We are confident this approach can provide high returns for health and sustainable development, both by limiting ill health and the accumulation of risk throughout life and by contributing to social and economic development.



Delivery of the Annual Plan Priorities for 2021/22

This Annual Report and Accounts 2021/22 provides an overview of the Health Board's performance during 2021/22, with key headlines provided below.

Priority 1 – Every Child has the best start in life <i>We believe that every child deserves the opportunity to have the very best start in life</i>				
	GOOD HEALTH IN PREGNANCY <ul style="list-style-type: none"> • Increase in successful births to healthy babies including reduction in miscarriages, premature births and low birth rates 	MIDWIFERY AND NEONATAL SERVICES <ul style="list-style-type: none"> • Promoting and encouraging normal births wherever safe and practical and reduce use of induction of labour and caesarean intervention 	HEALTHY CHILD WALES PROGRAMMES <ul style="list-style-type: none"> • Improved access to breastfeeding and nutrition support • Establishing fully integrated working between midwifery, health visiting, school nursing and Flying Start teams 	CHILDHOOD IMMUNISATION <ul style="list-style-type: none"> • Improved uptake and compliance with national measures to achieve population immunity

In 2021/22:

- We have successfully implemented the ban on smoking across all premises.
- We launched a new online platform 'Healthier Together' to support families through the stages of pregnancy, birth, early childhood development, physical, emotional and mental health and well-being for children and young adults. This self-care resource is available to families, healthcare professionals and the general public.
- Smoking cessation advisors worked with pregnant women achieving cessation rates above the Welsh average. We have also strengthened the public health role of midwives through the expansion of the midwifery led weight management service in Ebbw Vale, supporting women to maintain a healthy weight during pregnancy.
- The consolidation of obstetric services at the Grange University Hospital has resulted in greater consultant presence/cover for labour ward supporting around 300 obstetric deliveries each month.
- Immunisation and vaccination programmes have been maintained with 92% uptake of 6–8-week baby checks. Monthly reconciliation of uptake rates incorporates childhood immunisation queues by practice with improvement plans and additional support offered to improve uptake.
- Our immunisation team delivered over 50,000 child vaccinations, the only Health Board in Wales to deliver this this level of activity.
- 6,574 children aged 2 to 3 years received the flu vaccine representing 50.3%, although lower than previous years our performance was higher than the All-Wales Average of 47.6%

Priority 2 – Getting it right for Children and Adults

Young people are an important group, nurturing of future generations is crucial to our communities

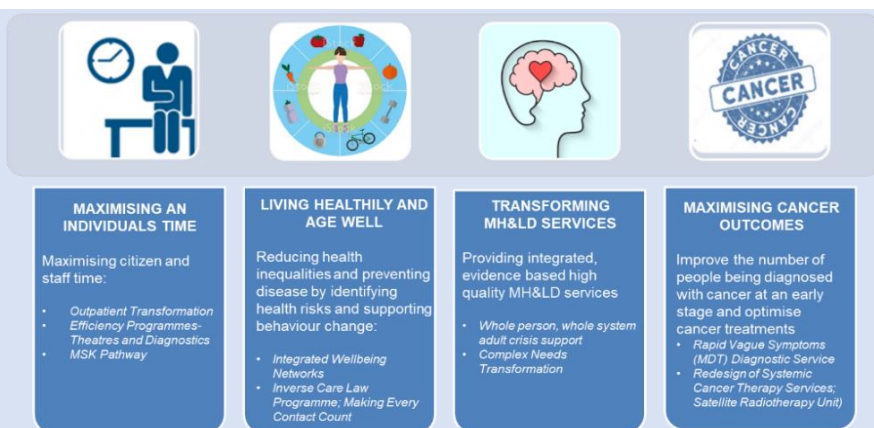


In 2021/22:

- We have embraced the Welsh Government's 'Framework for Embedding a Whole School Approach to Emotional and Mental Wellbeing' with established and active mechanisms in place across the 195 State primary and 35 State secondary schools through our school nursing teams and school in-reach services.
- Students accessed and could book discrete sessions with school nurses, psychologists or councillors through QR codes within schools.
- We launched (April 2021) a single point of access for neurodevelopmental referrals (SPACE Wellbeing) facilitating a doubling in referral rates.
- The Human-papillomavirus vaccination programme continued to be implemented once schools reopened together with Meningococcal ACWY booster.
- A framework to support multi-factorial, multi-agency transition pathway for 15 -25-year-olds was developed. This will be progressed through our partnership mechanisms in 2022/23 in order to deliver transition pathways that meet the needs of young adults as they transition to adult services.

Priority 3 – Adults in Gwent live healthily and age well

We want our citizens to enjoy a high quality of life into old age we want them to be empowered to take more responsibility for their own health and care, so that they can retain independence



In 2021/22:

- Covid-19 was a trigger for more rapid adoption of change including digital solutions such as virtual outpatients and widespread adoption of electronic communications. During 2021/22 we continued to embed these approaches in addition to optimising See-on-Symptoms (SoS) and Patient Initiated Follow-Up (PIFU). Outpatient capacity remained constrained due to Covid-19 measures, notwithstanding this our system has made substantial progress towards pre-Covid levels of activity. The gap for new

outpatients has been reduced from a 30% deficit to 11%, and the gap for follow-up from 31% to 14%.

- A key focus of attention has been on public protection in the context of the pandemic. Over one million PCR tests were undertaken on our residents during 2021/22, population scale contact tracing of over 175,000 positive cases has protected our residents by breaking the changes of transmission. 1,312,335 vaccines were given by the Health Board, with high uptake rates. The accelerated booster programme delivering 100,285 vaccines in 14 days.
- We maintained a strong inequities arm to the programme successfully narrowing inequalities; vaccination in first mosque in Wales, community links to GDAS, supported by the Wallich utilising mobile bus and community halls for groups with low uptake.
- Psychological Wellbeing Practitioners based around Neighbourhood Care Networks were introduced as a new workforce to improve access to mental health support within the community and now provide 1,400 assessments each month.
- The Multi-disciplinary Rapid Diagnostic Clinic, designed for patients with vague or non-specific symptoms that may be a suspected cancer has reduced the diagnostic pathway to 12 days, 478 people benefited from this new service in 2021/22.
- Despite many significant challenges in delivering the single cancer pathway, we have treated more cancer patients in 2021/22 than any previous year, 4% higher than pre-pandemic activity.

Priority 4 – Older Adults are supported to live well and independently

We believe this to be a fundamental principle of social justice and is an important hallmark of a caring and compassionate community

<p>PREVENTION AND ANTICIPATORY CARE</p> <ul style="list-style-type: none"> • Build social networks • Improve early diagnosis of dementia • Anticipatory Care Planning • Single Point of Access 	<p>PROACTIVE CARE AND SUPPORT AT HOME</p> <ul style="list-style-type: none"> • Responsive, flexible, self directed homecare. • Integrated care/case management • Establishment of 'places' • Establishing neighbourhood nursing 	<p>EFFECTIVE CARE AT TIMES OF TRANSITION</p> <ul style="list-style-type: none"> • Enablement & rehabilitation • Specialist clinical advice for community teams • In and out of hours access to Advanced Care Plans • Advanced Care Planning • Risk stratification 	<p>HOSPITAL AND CARE HOMES</p> <p>Urgent triage to identify frail older adults</p> <p>Criteria driven pathways that minimise time in hospital and optimise timely discharge</p> <ul style="list-style-type: none"> • Graduated Care

In 2021/22:

- Working with data partners, we identified cohorts of high-risk individuals who would benefit from focused, proactive intervention from community services to maintain their health and wellbeing in order to anticipate, support and manage crises that would normally result in an admission to hospital. This data has been actively used in two localities, with Monmouthshire about to adopt this approach for falls prevention in 2022/23.
- Direct admission pathways to avoid admissions to the acute system enabled 63 patients (over a 6-month period) to be admitted directly to a community hospital.

Priority 5 – Dying well as part of life

Death and dying are inevitable. The quality and accessibility of end-of-life care will affect all of us and it must be made consistently better. We have embraced the principles of the 'A Compassionate Country – A Charter For Wales' and are committed to continuously

improving what we do to ensure that the needs of people of all ages who are living with dying, death and bereavement, their families, carers and communities are addressed, taking into account their priorities, preferences and wishes



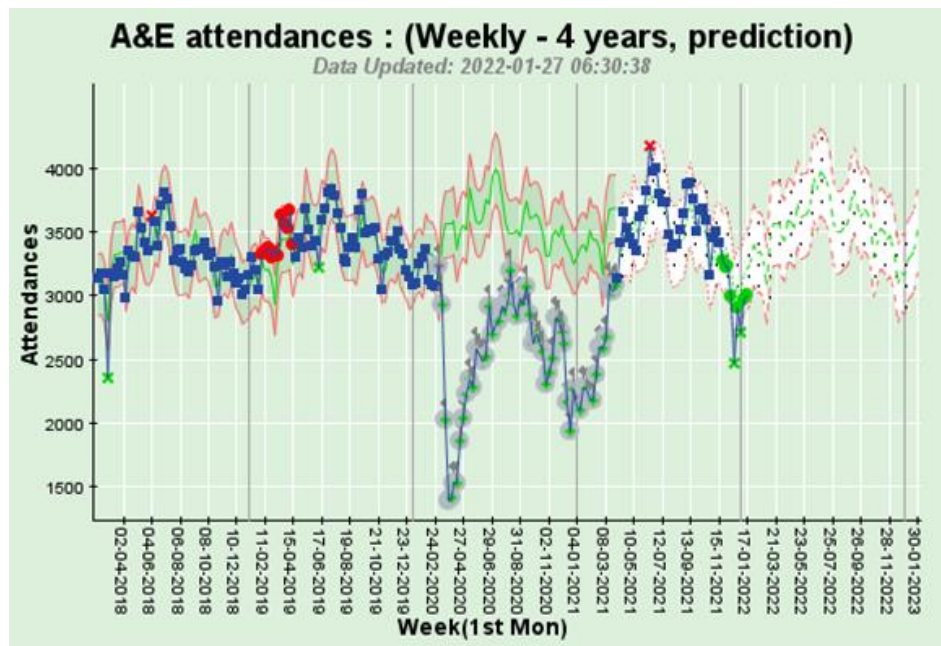
In 2021/22:

- 2,022 deaths were registered with Covid-19 on the death certificate over the course of the pandemic, around half of which were in acute hospital settings. During 2020 excess deaths rose by 12%, and in 2021/22 were 8% above the previous 5-year average (source ONS)
- Our hospital specialist palliative care teams supported clinical teams with symptom control guidance and management algorithms for Covid-19 and Palliative EOL in secondary care (August 21) and weekend and out of hours cover for all acute hospital sites.
- The Care After Death (CAD) team was established and expanded to provide a face-to-face service on all acute hospital sites. In addition to training over 100 Foundation Tier 1 doctors in care after death process, the team has secured 1,000 printing kits and 200 memory boxes and using these have supported over 50 bereaved families in the last 6 months.

Impact of COVID-19 on delivery of services

The first wave of COVID-19 saw significant reductions initially in urgent care demand across the NHS with an incremental increase throughout 2020 as the situation settled. Post the second wave urgent care demand rose sharply in the first half of 2021 as lockdown restrictions eased and the longer-term impact of restrictions presented new pressures for the NHS. Patterns of demand also changed for the numbers of Covid-positive, suspected and recovering patients that had to be and still need to be accommodated in the complex covid pathways that are required for Infection Prevention and Control.

The following graph and headlines summarise how demand has impacted on the system over the last 12 months.



Key Headlines include:

- Attendance levels across the system and particularly at The Grange University Hospital (GUH) sharply increased in the first six months of 2021 rising to above pre-pandemic levels with June 2021 seeing the highest Emergency Department (ED)/Minor Injury Unit (MIU) attendances on record for the Health Board.
- Increased demand of “walk-in” patients particularly at GUH beyond those planned have created significant pressure on the Emergency Department.
- Increased paediatric attendances and GP referrals are above pre-pandemic levels. Paediatric Services have also rolled out Healthier Together, a tailored website for the public and professionals to understand pathways and appropriate access.
- Increased demand post lockdown for a number of key specialties such as Cardiology and Emergency Surgery.
- All 3 Enhanced Local General Hospitals (eLGHs) have seen a step change increase in Medical Assessment Unit (MAU) activity since April 2021, with a corresponding decrease in GUH MAU activity. This indicates the system is moving closer in line with what was originally designed as a decentralised medical assessment and admissions service away from the main ED.
- Beds occupied by patients over 21 days across the Health Board have been steadily increasing since March 2021 and Average Length of Stay (AVLOS) is at its highest level since June 2016.

As seen across the UK, these highest ever rates of attendance, coupled with the ongoing Covid impact and mitigating measures, created a systemwide strain that requires ongoing active management to maintain safe services on each site.

During 2021/22, in response to these pressures, the Health Board was required to redesign services across the health and care system, taking a

risk-based approach, to ensure delivery of Covid care and non-covid care wherever possible. Some of the measures introduced include:

- Temporarily reduced elective orthopaedic activity at the Royal Gwent Hospital and Ysbyty Ystrad Fawr. This allowed staff to be released to support other areas and for the Rhymney ward at Ysbyty Ystrad Fawr to be converted to an 'amber' pathway for non-Covid patients.
- Temporarily redeployed some registrants and non-registrants from the Primary Care Mental Health team to support the mental health inpatient areas and crisis teams that are facing significant staff shortages. A number of other actions have been put in place in Primary Care to mitigate some of the consequential risks.
- Temporarily centralised midwifery workforce at the Grange University Hospital and closed the Midwife-led Birthing Units at the Royal Gwent Hospital, Nevill Hall Hospital, Ysbyty Aneurin Bevan and Ysbyty Ystrad Fawr.
- Rapid adoption of clinical triage and remote consultation in primary care services.
- Establishment of Spirometry diagnostic hubs due to inability of General Medical Services to continue this activity due to Infection Prevention and Control restrictions.
- Dental services delayed routine dental checks for low-risk patients and prioritised care for urgent care and where treatment has been delayed following impact of restrictions associated with Aerosol Generating Procedure (AGP) in dentistry.
- Doubled the capacity within Urgent Dental Services to reflect the build-up of demand.
- Implemented 'Combined Community Teams' where District Nursing, Crisis Resolution Teams and Palliative Care services were pooled during times of heightened escalation/shift staffing and workload prioritised based on clinical urgency.
- Re-designed flows through community hospitals to best meet COVID pathways, including using single room environments where infection risks were greater.
- Adopted a nurse-led model of Specialist Palliative Care support to Royal Gwent Hospital and commissioned virtual medical cover through Supportive Care UK – partially driven by increased demands in COVID, irresolvable staffing deficits and the need to split care across 4 sites due to the Grange University Hospital.
- Re-prioritised care across the whole primary care sector with mass re-deployment of staff to Mass Vaccination Centres and to undertake housebound vaccinations – this meant reducing service provision for Living Well Living Longer, Primary Care Diabetes Nursing, Medicines Management Services, District Nursing and managerial support services.
- Self-help services within Mental Health Services were promoted to support patients, e.g. the Silver Cloud website.

Primary Care and Community Services

Approximately 90% of all Healthcare contacts take place in the primary care setting and we recognise the ongoing challenges regarding access in Primary Care throughout the pandemic and as services resume.

The Covid-19 pandemic has necessitated new ways of working, with Primary Care providers adapting the way they offer and provide clinical services with a greater degree of flexibility to meet patient and service needs, and now as services resume, many of these changes are being taken forward where they are still appropriate. The need to maintain a safe environment for staff and patients remains paramount.

Although Wales has reverted to level 0, several measures remain in place within Health Care settings in order to protect staff and patients and it is important to recognise that this does still have an impact on patient throughput.

There continues to be ongoing workforce challenges with teams being exhausted from their continued efforts during the pandemic and also a high number of staff absence due to testing positive as COVID-19 continues to circulate in the community and restrictions ease.

General Medical Services

As a Health Board we are responsible for ensuring the provision of General Medical Services (GMS) to our residents. We commission services from independent contractors and we also directly manage the provision of services in four practices where we have been unable to secure an independent contractor.

Outside of “core hours”, access to medical care is provided by our Out of Hours Service, which operates between 6.30pm and 8.00am each weekday evening and throughout weekends and Bank Holidays.

It is well rehearsed that General Practice adapted very quickly to new ways of working in response to the pandemic. With national guidance continuing to advocate *telephone first*, practices have now adopted a blended approach to patient consultations, offering both face to face and remote consultations, as appropriate. The number of face-to-face appointments is increasing, however there are challenges with this, especially in relation to managing social distancing and throughput of patients and, whilst the pandemic continues, a level of remote consultations will remain in place for those patients who would benefit from such a service. Additionally, a blended approach to consultations in the future will ensure that all patients have access to their local GP services in a way that is right for them.

The Health Care system as a whole remains under unprecedented pressure, and it remains vital that we are able to clearly gauge, articulate, understand, and influence the delivery of GP services and the impact on the wider system and vice versa.

In June 2021, we worked closely with practices and other partners including Gwent Local Medical Committee (LMC) and Aneurin Bevan Community Health Council (ABCHC) to undertake a comprehensive review of access arrangements in General Practice. This review looked at the number of clinical sessions, number of telephone lines and percentage of face-to-face consultations, per registered patient.

An in-depth review and analysis of all data captured was undertaken at practice level, alongside the access standards and other data available including A&E attendance, Urgent Primary Care, Minor Injuries and Out of Hours activity, with individual reports prepared for each practice and also at a Neighbourhood Care Network (NCN) level, to inform directed conversations with practices and provide benchmarking information for NCN based discussions.

Following the Access Review there were immediate changes, such as doors being unlocked, changes to appointment systems and staffing rotas and the development of schemes both nationally and locally to support practices to try to meet the demand and ensure access to services for patients, in a safe and timely manner. It is clear that face-to-face consultations are increasing and practices and patients are adapting to the new blended approach to consultations.

The review has demonstrated that in many cases, practices are meeting the 1:200 benchmark for clinical sessions and yet are still unable to meet demand for a number of reasons. As part of the Restart and Recovery Programme several schemes have been developed and designed to support practices with additional capacity/resource to meet some of these pressures and to support with addressing the back log of care. These include:

- **Additional Clinical Sessions Scheme** to provide support for GP practices by funding additional Clinical sessions from December 2021 to March 2022. This is available to those practices meeting the minimum requirement of one clinical session per 200 registered patients. 61 practices are currently participating in this scheme.
- **Additional Reception Hours Scheme** to provide support for GP practices by funding additional reception hours from December 2021 to March 2022. Practices must have a minimum of 1 telephone line per 1000 patients to apply to participate in this scheme. 25 practices participated, providing an additional 917.50 hours per week (24wte).
- We commissioned **additional weekend cervical screening clinics** through the Sexual Health team, in order to support the backlog in

Primary Care. Dedicated booking line for patients to ring and book appointment. 611 additional appointments have been provided to date.

- As part of the Covid-19 strategy Welsh Government issued a **National Enhanced Service for the provision of essential General Medical Services, outside of core hours**. The purpose of this Enhanced Service is to cover the provision of essential GMS to patients requesting advice, a consultation or other essential service, outside of GMS core hours. 9 practices participated during December and January, with 8 in February 2022. This has provided 113 GP equivalent sessions (approx. 1,600 appointments).
 - Development of a **Care Home Ward Rounds Scheme** to fund practices to deliver weekends and/or Bank Holiday Ward rounds over the winter months. This will ensure continuity of care and has the potential to reduce demand on both the GP Out of Hours Service and a reduction in onward referral outside of core hours. 3 practices participated with 46 ward rounds provided to date.
1. £2m has been made available during this year to support **additional capacity within GMS**, with particular emphasis on winter pressures. The scheme offers reimbursement of 100% of the total cost of either additional posts upon appointment or additional hours worked by existing post holders. 26 practices participated with an additional 80 weekly GP equivalent sessions provided as a result (approx. 1,200 appointments per week)
 2. Commissioned a **new Local Enhanced Service (LES) to fund additional clinical sessions**. This supports an additional clinical session per week, per practice and is available to Practices meeting the minimum requirement of one clinical session per 200 registered patients. 19 practices participated with an additional 27 weekly GP equivalent sessions being provided (approx. 405 appointments per week).

Resumption of core services

We reinstated National and Local Enhanced services from 1st April 2021 and all services resumed from the 1st October 2021. A reconciliation exercise was undertaken with all practices to ensure continuation of services previously provided.

General Dental Services

NHS dental practices across the Health Board continue to provide dental care in accordance with Welsh Government Dental specific guidance. Dental practices are currently operating in the "Amber Phase" of the dental recovery plan and practices have been asked to implement a phased, risk-based re-establishment of dental services to meet population needs and to prioritise dental care for at-risk groups and people with urgent/essential dental needs.

Dental practices have been asked to delay routine dental checks for low-risk patients, so that they have appointment slots available for those who need urgent treatment or treatment that has been delayed. Practices will start to provide dental recalls once all urgent and essential patient needs are addressed. This will vary depending on practice capacity and patient needs.

Some types of dental treatment require the use of dental equipment that produces a fine water mist, and these procedures are called Aerosol Generating Procedures (AGPs). For practices to provide AGPs, there are robust procedures that dental practices must follow, and they are required to have the appropriate ventilation units fitted in the surgery to improve the air quality following an AGP.

A deep clean of the surgery is undertaken following an AGP and the surgery space is left dormant in order for the air particles to settle, this is known as 'fallow time'. The length of time the surgery cannot be used for is determined by the ventilation unit. This is to ensure dental team members and patients remain safe when accessing dental care.

With these measures in place, patient throughput has been significantly reduced.

Recognising the challenges posed by Covid-19, we have continued to work collaboratively with Welsh Government, Gwent Local Dental Committee and other relevant stakeholders to develop, manage and support practices with the implementation of updated guidance and whilst patient access is a priority for the Health Board, the safety of our patients and dental teams also remains paramount.

The usual measure for dental activity is Units of Dental Activity (UDAs), however this measure has been suspended and practices have been asked to deliver their NHS GDS Contract against revised criteria.

In accordance with Welsh Government guidance, access to service provision over the last 12-18 months has increased. Practices are expected to accept and treat a number of new patients (a new patient is defined as an adult patient that has not received a banded course of treatment in the previous 24 months and a child patient that has not received a banded course of treatment in the previous 12 months) based on their annual contract value (ACV).

General Dental Services activity 2021/22 (at end February 2022) is provided in the table below:

Total number of adults seen	99,214
Total number of children seen	37,960
Total number of urgent patients seen (combined adult and children)	35,954
Total number of orthodontic claims processed	1,445 cases started

Restart and Recovery

As part of the Restart and Recovery Programme, we have secured additional investment to address the backlog of dental care. The table below highlights the areas that investment has been made since June 2021.

Investment	Service Description	Planned Activity
£46k	Sedation: Additional weekly sessions commissioned	Up to 120 patients
£27k	OOH: Additional weekly session commissioned	Approximately 7 additional patients to be seen/week
£198k	Oral Surgery: Additional sessions commissioned	Approximately 850 additional patients to be assessed/treated
£17k	Prison Dental: Additional sessions commissioned	Approximately 169 additional patients to be seen
£163k	Access: Additional sessions commissioned to increase in-hours access and OOH access over Bank Holiday periods	Approximately 1188 additional patients to be assessed/treated
£403k	Orthodontics: Additional sessions commissioned to increase the number of patient assessments and case starts	Approximately 850 additional patients to be assessed and 247 to commence treatment
£10k	Asylum Seekers: Additional fortnightly session commissioned	Approximately 5 additional patients to be seen/week
£864k		

Dental Care Workforce

It is widely acknowledged that recruitment and retention within dental services, along with other service provision, has been challenging over the past 2 years. Whilst we do not directly employ General Dental Practitioners (GDP) or their team members, Welsh Government and Health Education and Improvement Wales (HEIW) are working collaboratively to scope and develop various training schemes to support trainee dentists and dental nurses.

In addition, there are 11 dental practices within our area that are accredited as part of the Dental Foundation Trainee Scheme. These practices provide placements for trainee dentists, offering them guidance, support,

mentorship and hands on clinical experience in order for the trainees to complete their oral health portfolio and become accredited dentists.

Urgent Access

Prior to Covid-19 we commissioned 157 urgent dental appointments per week, this has now increased to 300.

On average, the Dental Helpline answers approximately 400 calls per week from patients residing in our area. Patients contact the Dental Helpline to seek urgent dental care and to request contact details of dental practices. This was the same pre-Covid.

Whilst the Dental Helpline always attempts to signpost patients to practices close to where they reside, this is not always possible and as there are no boundary restrictions within dental, on occasions patients may be asked to travel to a dental practice outside of the borough they live.

It should be noted that the dedicated urgent dental service commissioned is in addition to practices providing their own urgent service. As part of current working arrangements, practices must provide urgent dental care to existing patients.

General Ophthalmic Services

Optometry practices have continued to be open for urgent and essential appointments and can also provide routine sight tests to patients.

Optometry practices will prioritise and schedule patient appointments based on clinical need and presenting symptoms relative to the risk of sight loss and harm.

If patients require an urgent eye appointment or are at a higher risk of eye disease, they can access the Eye Health Examination Wales (EHEW) Scheme free of charge. Additionally, a GP or Pharmacist can also refer them to an optician that is EHEW accredited.

Restart and Recovery

As part of the restart and recovery programme there has been an additional investment of approximately £67k.

We have developed a number of pathways to address the significant waiting lists in Secondary Care. Suitable patients, as determined by Ophthalmology, were referred under the following pathways up until the 31st March 2022:

1. Glaucoma Open Angles – Patients with open angle glaucoma who are high risk and have been waiting a considerable time will be assessed in Primary Care

2. Narrow Angle Glaucoma- Patients with a suspected narrow anterior chamber will be assessed in Primary Care
3. Medical Retina – Patients with a medical retina issue will undergo a medical retina review in Primary Care
4. Paediatrics – Patients who require cyclopentolate refraction (and the prescription of spectacles as necessary) will undergo this interim refraction in Primary Care.

Community Pharmacy Services

During 2021-22, Community Pharmacy experienced critical challenges associated with the Covid-19 pandemic including staff sickness/well-being, shortage of professional staff, isolation of staff and social distancing. Essential services were however largely maintained, with evidence of increased activity in some cases:

- Dispensing rates increased by 1.8% with over 12.3m items being dispensed up until December 2021.
- The Emergency Medicines Service, designed to improve patient access to regularly prescribed medicines has increased by 131% with over 15,000 supplies (Apr20-Jan21)
- Influenza vaccine delivery increased by 77% with over 29,000 vaccines being delivered in community pharmacies during the 2020/21 Flu season.
- The Common Ailments Service has operated right through the pandemic utilising phone and video consultations, although rates were lower at the start of the pandemic, an increase has been seen and currently there is an increase of 43% in activity with 15,874 consultations (April 20-Jan 2021)
- Provision of Emergency Hormonal Contraception activity has increased by 11% with 3612 consultations (April 20-Jan 2021)

Other services, such as smoking cessation, supervised consumption, needle exchange, among others, are recovering well and are now approaching pre-pandemic levels. Four community pharmacies were involved in the provision of Covid-19 vaccinations to improve access for patients and support practices.

In response to the Welsh Government strategy for Community Pharmacy developed in 2021, our pharmacy team has successfully introduced 15 pharmacists delivering an extended prescriber led Common Ailments service including treatments for lower Urinary Tract infection, Impetigo and Otitis Media. Between April 2020 and December 2021, 2597 consultations have been delivered negating the need for a GP appointment. Although this is a new service, patient testimonies have been positive:

"This is an excellent service, as well as being innovative, thorough and timely; F.... was offered an appointment within the hour and J..... prescribed the medication that F..... required. I just wanted to share with you my brief reflections as well as my thanks to J..... – I feel that this is definitely a service that warrants expansion across our boroughs."

Access to pharmacies was maintained despite social distancing, with operating models adjusted at individual pharmacies. 27 pharmacies have taken up the Welsh Government initiative to relax pharmacy opening hours to catch up on work being undertaken and improve staff wellbeing.

In 2020/21, we published our first [Pharmaceutical Needs Assessment](#), which is a legally required document used in the planning and delivery of pharmacy services across the Health Board. This was a major piece of work including consultation with all identified stakeholders.

Urgent Primary Care

Our Urgent Primary Care (UPC) Service continues to manage all Urgent Primary Care activity when General Medical Practices are closed, between 6.30pm to 8am Monday to Thursday and 24/7 at weekends and Bank Holidays. The UPC Service is staffed by a multidisciplinary team of GPs, Nurse Practitioners and non-clinical staff. Working closely with the 111 South East Hub, expanding the Multidisciplinary Team to include pharmacists and mental health practitioners.

There has been an increase in salaried GPs within the service and recruitment is ongoing, in order to improve this position and provide further stability for the service.

In addition to core services, the UPC team have also rolled out a 24/7 UPC centre at RGH and NHH eLGHs. These centres provide face to face assessment to patients who have attended ED or MIU incorrectly, or have accessed the service via 111 and the Think 111 First pathway, Monday to Friday during daytime hours.

The core UPC service has managed **86,746** patients during out of hours periods, with an additional **7,944** patients managed via UPC re-directions and **6,497** patients via the Think 111 First pathway.

The team were heavily involved in the first National Learning event for the six goals for Urgent and Emergency Care, demonstrating the work undertaken in the development of the Urgent Primary Care Centres.

Community Services

Recognising the national issues associated with delays for patients waiting to leave hospital with domiciliary care support, it was agreed to appoint 25 WTE **Reablement Support Workers** to increase community capacity. This was the equivalent of increasing care capacity by circa 800 hours per week. This would seek to introduce a greater onus on discharge to recover

and assess, accessing Reablement in the first instance and assessing citizen's independence in their own home after a period of recovery before determining long term needs. Given the region's commitment to this approach, we committed to fund these posts on a permanent basis rather than via short term grant funding.

To date, 17 of the 25 permanent roles have been appointed to and work is ongoing to promote the remaining vacancies through recruitment events and communication with the public to encourage enthusiasm for roles in home care.

From August 2021 a **direct-admission pathway** from the community setting into community hospitals was established to support patients not requiring an acute intervention to bypass the acute system. To date, 72 patients have accessed services via this route, therefore reducing unnecessary demand on acute sites and, it is forecast, reducing the number of bed days incurred by this cohort of the population.

A **Step Closer to Home Unit** (SC2HU) has been established in St Woolos Hospital to support the discharge of patients who require an extended stay in hospital for reablement in order to achieve a safe discharge with less reliance on a package of care. The unit is Therapy/Nurse led with Clinical Governance being held by Urgent Primary Care GPs. Referrals for patients who are medically fit for discharge home are received from Hospital sites, Hospital Discharge Team and all Community Resource Teams across the Health Board area. The unit is open to all current ABUHB hospital inpatients who meet the unit criteria regardless of the Borough they reside in.

The Unit opened on 24th January 2022 and has received 53 admissions to the end of March 2022. In that time the service assess that they have reduced demand for packages of care in 86% of cases, with 21 people admitted already in receipt of community care but with their ongoing needs reduced in 18 instances following therapy input.

Flow Centre Pathway

Pathways for access to Rapid Response Services have been reviewed and a pilot allowing the Health Board's Flow Centre to re-direct appropriate GP referrals to medical teams in Caerphilly have been implemented. In the first two months, 33 patients were referred to the Caerphilly team, indicating potential to re-route unmet need. The pilot has been extended to Blaenau Gwent and will be reviewed during 2022/23 to determine wider roll out and resourcing implications.

COVID-19 Vaccinations for Housebound

In addition to sustaining core services within the community, community nursing teams combined resources to undertake a significant domiciliary vaccination programme for housebound patients within Gwent. In total, it is estimated that 11,773 COVID-19 vaccinations have been administered to date within a domiciliary setting, contributing to the overall success of

the programme and with a particular focus on some of the more vulnerable members of the population.

Therapy Services

Therapy services operated flexibly; mobilised services to maintain people within their own homes, prevent hospital admission via community, domiciliary and community clinics (face to face and virtual interaction) and to maximise the in-hospital response to manage the increase in demand for both Covid related and non-covid related admissions.

Some highlights of the Therapies response and work during the past year is captured below and shows great flexibility, diversity, and innovation in service delivery and in our staff.

- Development of 6-month scoping posts commenced to **support Occupational Therapy in Occupational Health response to Long COVID** for our staff. Early information indicates that occupational therapy intervention clearly increased engagement in staff members' activity and demonstrated an increase in staff members' confidence in returning to work, demonstrating that OT intervention is cost effective and essential within Occupational Health.
- Scoping project undertaken to establish the need for **Occupational Therapy posts in Primary Care**, with two 2year fixed term posts established as a result.
- Niwrostwt Neuro Recovery College modules transferred to virtual delivery options. The Niwrostiwt is a patient supported self-management approach which supports wider learning by utilising the shared experiences to support the wider community. The Niwrostiwt forms part of the highly successful Recovery College model within **Community Neuro Rehabilitation Services**. This Virtual offer (run alongside essential face to face services) has proven successful with people who have experienced brain injury and stroke showing improved attendance and reduced DNA rates. 217 attendances during Quarter 1.
- Further development of the **MSK (Musculoskeletal) Therapies ultrasound service** with qualified Podiatrists and Physiotherapists independently scanning and providing US guided interventions. This therapies wide approach has podiatrists and physiotherapists contributing to the clinical workforce. 607 scans were undertaken in 2021-22. Key benefits include reduced referral to diagnosis and referral to treatment times, more accurate diagnosis and managing patients in the community.
- Transformational services across **Child Psychology** leading the National direction of travel towards implementing the NEST Framework across Regional Partnership Boards (RPBs). Now established as a Programme for Government for the next five years, with clear

expectations for delivery sitting with Regional Partnership Boards, this is an evolution of the ICEBERG CAMHS Transformation. The key benefits include the alignment of services developed as part of the Iceberg Transformation with NEST:

- Gwent Attachment Service
 - Helping Hands
 - C & F Community Psychology
 - Family Intervention Team
 - Intensive Positive Behavioural Support (IPBS)
 - MYST (My Support Team)
- Commenced independent prescribing within **Community Podiatry Limb at Risk Service**, pilot with primary care support for prescribing across 12 NCN practices. The benefits include timely intervention, improved patient experience and patient care and improved access to healthcare.
 - **Lower Limb Wound Portal single point of referral hosted by Podiatry:** This is a single point of referral process which aims to:
 - stream line and simplify the referral pathways to remove variations to ensure timely access to the appropriate healthcare professional and speciality for patients with lower limb wounds and foot ulcers.
 - reduce duplication
 - work across the system, primary care & Community, Scheduled and Unscheduled Care and Family & Therapies
 - work across Specialities i.e. Diabetes, Vascular, Orthopaedics.
 - Develop a Single Portal for GPs, community and primary & secondary care professionals for referral and discharge
 - Development of a **CHAT Bot for procedural anxiety**. All children and young people (CYP) receive multiple vaccinations as part of the Public Health Wales programme. The impact of Covid has resulted in more vaccinations being given to CYP. Procedural anxiety, specifically, around blood tests and injections, impacts on wellbeing and can lead to treatment ruptures and a withdrawal from vaccination programmes. The CHAT Bot enables CYP and their families to engage with information and coping strategies tailored to their needs to support them when having blood tests and vaccinations. The CHAT Bot has also been utilised by Adult with Procedural anxiety.
 - Development of a **multi-disciplinary recovering from illness (post Covid) pathway for children**. Clinical pathway and integrated specialist MDT Service developed to meet the complex needs of children and young people coping with the impact of Long COVID. The pathway delivers universal, targeted and specialist services in collaboration with health, education, social services and the third sector. There is scope for pathway to meet longstanding service gaps for children and young people with ME/Chronic Fatigue Syndrome, Fibromyalgia and Chronic Pain. The Health Board's pathway has been adopted as the All-Wales Approach.

- Adaptation and development of **Physiotherapy webpages** across all specialties to offer public health advice and self-management principle, providing improved access to information to enable the public to access tools and resources to manage their own condition and be aware of health promotion and prevention activities.
- Pilot of a ward-based **nutrition support worker** for orthogeriatric ward at the Royal Gwent Hospital. This provides improvements in all key metrics associated with nutrition screening and care plans, fundamentals of care and clinical outcomes, together with improved patient and staff experience.
- Replacing group education delivered to parents for a child diagnosed with a Cow's milk protein allergy with a recorded session available via closed YouTube link and comprehensive written guidance, in order to allow immediate access to an evidence based resource.
- Speech and Language Therapies utilising Virtual clinics (as part of Hybrid offer – Face to Face and virtual) to offer evidence-based interventions across clinical pathways.

Testing and Immunisation for COVID

We have continued to work in partnership with the five Local Authorities in Gwent at a scale and pace and to a new level of public service integration in meeting the regional challenges of the global COVID-19 pandemic.

As part of the Gwent Test, Trace, Protect Service we have protected our residents by breaking chains of transmission in our communities and workplaces and we have achieved new successes, as we were confronted by Delta and Omicron Waves during 2021-22 in:

- *Population Scale Contact Tracing:* we have traced over 175,000 positive cases since the service began. And we have reached out to more than 50% of our 600,000 residents whilst making contact and providing support to quarter of a million of them.
- *Digital Innovation:* our approaches have become the basis of national policy in Wales. We used approximately 37,500 electronic tracing forms with a 62% response rate during the Omicron wave in the winter period. Continuing to protect the most vulnerable when, operationally, we were most under pressure.
- *Integration of a Specialist Workforce:* collaborating across Health Board Infection Prevention & Control, Clinicians, Public Health Specialists, Environmental Health Officers, Health Protection Specialists and Enforcement Officers we have been able to rapidly share intelligence and expertise in support of health protection.

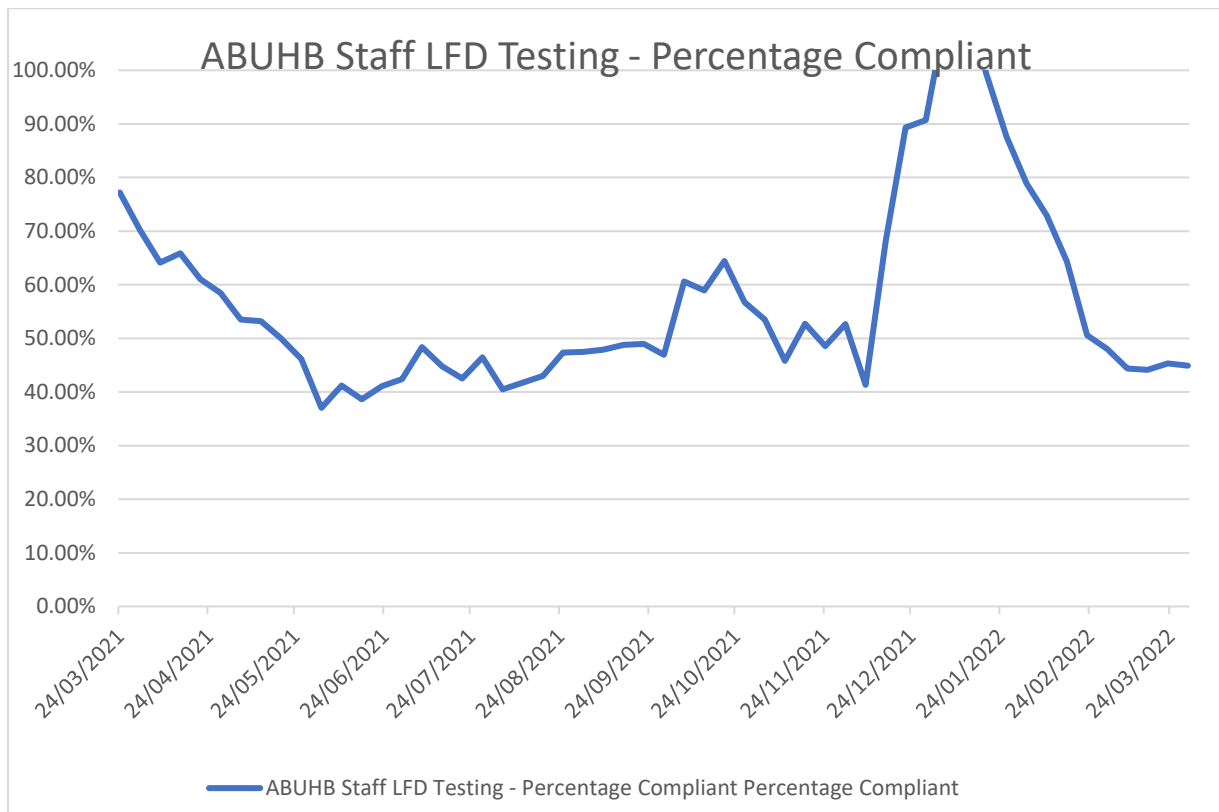
We are maintaining a workforce for the future which will enable us to continue to protect the most vulnerable with a focus on Health and Social Care settings. We will also be ready to scale up our workforce and the level of our response as required, should there be a deterioration from a 'stable' to an 'urgent' scenario.

Testing is an integral component of Gwent region's ability to discharge its responsibilities set out in the Coronavirus Control Plan for Wales. The table below provides a summary of the COVID-19 PCR Tests undertaken on our residents in 2021/22.

Total Tests	1,090,006
Tests performed by PHW	263,267
Total care home tests	247,820
Care home tests performed by PHW	52,761
Total pre-operative requests	30,542
Pre-operative requests (performed by the community COVID-19 Testing Service)	22,307
In-patient tests	18,403
COVID-19 tests undertaken in the patient's own home by ABUHB testing team	11,796
Total staff LFD tests recorded through ABUHB	381,402

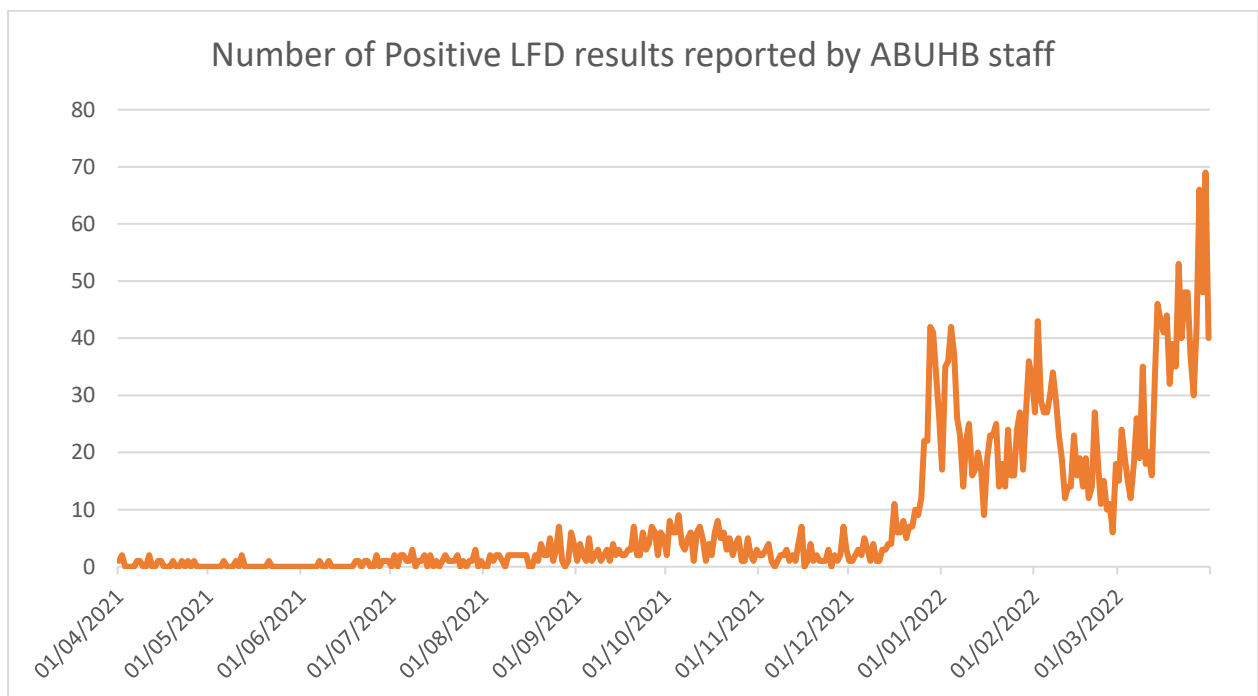
LFD staff testing

Routine asymptomatic testing for staff using Lateral Flow Devices (LFD) has played a crucial part in the last year to reduce the risk of transmission amongst staff. In light of the Omicron variant, we took the decision to increase testing, so all staff were advised to test prior to each shift. The graph below highlights the change in protocol which resulted in compliance remaining over 80 percent during the peak of Omicron in January 2022.



The total number of LFDs reported by staff from 1st April 2021 – 31st March 2022 is 381,402 with 3,063 positive results recorded.

Note the increase in positivity on the graph below, this reflects the change in national guidance where restrictions were lifted and prevalence of Covid remained high.



Point of Care Testing (POCT) plays an integral role in aiding patient flow whilst being admitted to hospital.

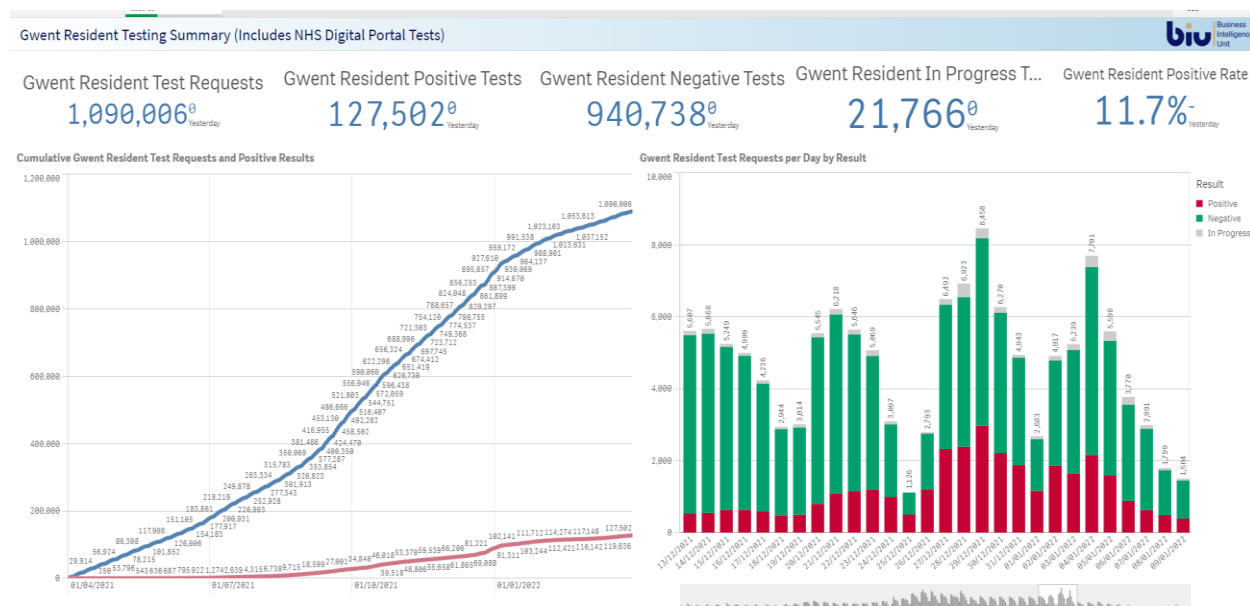
Understanding the COVID-19 status of our patients as they are admitted into hospital is vital. It allows us to protect staff, patients and services. Rapid POCT Covid testing allows the rapid assessment and safe movement of patients through the Health Board. We have 7 Roche Liat devices and 14 Abbott ID Now machines to process these tests. These devices are heavily used within the emergency department and other areas across all eLGH sites. The table below illustrates the total number of Covid tests carried out using these two point of care testing platforms.

	Number of tests performed	Total number of positives
Abbott ID now	10,752	531
Roche Liat	11,851	488

Gwent resident testing summary from April 1st 2021 – 31st March 2022

The graph below shows the quantity of COVID-19 tests undertaken on Gwent residents over the past year, alongside the percentage positivity. When COVID-19 testing first began there was limited laboratory capacity and testing was targeted to ensure health board and partner organisation staff could safely return to work.

As laboratory capacity increased, we were able to deploy a number of mobile testing units across the Gwent area to provide accessible access to testing. Testing peaked for Gwent residents on 29th December 2021 during the peak of Omicron. The positivity rate at that time was 35.2% with 2,977 testing positive out of 8,458.



Turnaround times for ABUHB samples

The table below shows the time taken for COVID-19 samples to be processed, from arriving at the laboratory to having a result. A large proportion of people tested in Gwent will now routinely have the result within 24 hours of their test. This underpins our ability to rapidly react to outbreak clusters and safely manage community transmission especially in reference to variants of concern. Utilising our own reactive transport service in house we can ensure samples are processed faster now than at any point during the pandemic.

ABUHB COVID-19 Samples processed within PHW laboratories			
From received to authorised	30/03/2020	30/03/2021	30/03/2022
Tested within 12 hours	16%	57%	57%
Tested within 24 hours	39%	92%	98%
Tested within 48 hours	81%	100%	100%

COVID-19 Samples processed within ABUHB laboratories			
From received to authorised	23/11/2020	29/03/2021	31/03/2022
Tested within 12 hours	20%	51%	28 %
Tested within 24 hours	32%	95%	74%
Tested within 48 hours	92%	100%	100 %

The turnaround times within the Health Board has declined over recent months due to significant downtime on one of the testing platforms. Microbiology has recently validated a new platform which will provide additional testing capacity in house and improve turnaround times.

Microbiology in the Health Board and Public Health Wales continue to work in partnership to support Covid testing for Gwent residents.

Inpatient twice weekly asymptomatic testing

Over the last year the Testing Team has delivered two services within our hospitals - routine swabbing and reactive support. We provided a complete twice weekly COVID-19 inpatient testing service on four hospital sites. This system removed pressure on frontline staff, reduced nosocomial transmission and supported patient flow/discharge of patients. This enhanced phlebotomy style service ensured everyone was offered a test.

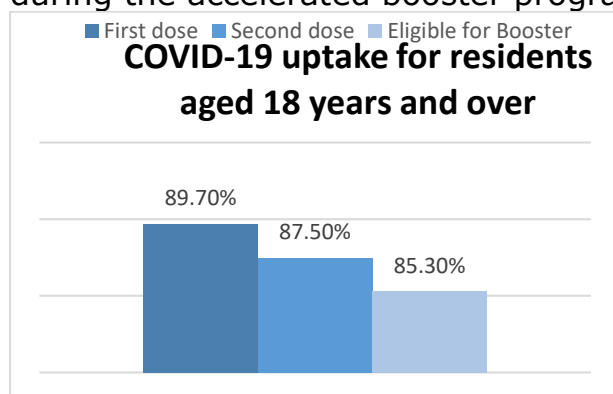
In response to demand decrease Ysbyty Ystrad Fawr Hospital (YYF) moved to once weekly testing at the end of February as a pilot to monitor outbreak transmission before implementing changes across all sites.

Changes in national guidance in March 2022 has now removed routine asymptomatic testing for all inpatients unless they become symptomatic or become part of outbreak incident management.

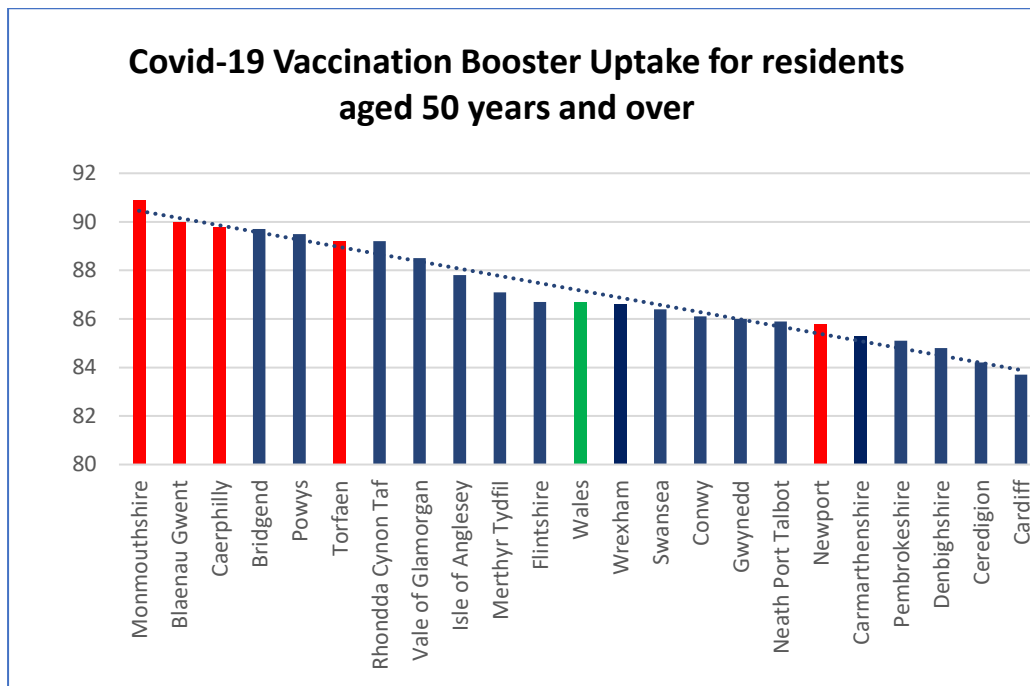
Progress against Mass Vaccination Programme

The Mass Vaccination Programme has delivered vaccination to the population in line with JCVI and WG guidance, commencing with phase 1 of the programme on 8th December 2020, offering vaccinations to initially the most vulnerable of the population. This has been followed with the offering of first, second and booster dose for residents aged 12 years and over living our area. The programme also offers vaccination to 5-11 year olds in line with WG advice.

As of 6th March, the phenomenally successful programme has delivered 1,312,335 vaccines, with 100,285 of these being delivered in 14 days during the accelerated booster programme during mid/end December.



Our programme has a strong leaving nobody behind strategy to narrow inequalities in uptake and continues to achieve high coverage rates with four of the five local authority areas in our area having the six highest uptake rates for booster doses for those aged 50 years and over, as seen in the graph below.



Staff Flu Vaccination Programme

Welsh Health Circular 2021-019 sets out an ambition to achieve a minimum of 80% staff flu vaccine uptake and a vaccination offer of 100% for 2021-22.

In 2020-21, the staff flu immunisation target was 75%. In our Health Board, the number of staff vaccinated at the end of the season was 9190, which was 66.4% of all staff and an increase by 5.4% in comparison to the 2019-20 season uptake (61%).

To achieve the ambitious target of 80% uptake, our staff flu vaccination plan 2021-22 was developed with a great deal of focus on engagement and communication with the staff to motivate and encourage them to take up flu vaccine. As in previous years, the delivery model was through peer immunisers, with the addition of the offer of a flu vaccine to staff when they attend a mass vaccination centre for their COVID booster vaccine.

In the 2021-22 season, we had about 500 flu champions. They are voluntary peer vaccinators, who engage with their colleagues to offer flu vaccine in both clinical and non-clinical areas. We had an incentive scheme for 'Flu Champions' in recognition of their efforts to promote and administer the vaccination. All divisions nominated a Flu Champion from their division to receive a Flu Voucher.

We have eight Divisional Flu Leads (DFL), one for each division. They take ownership for the planning, co-ordination and monitoring of how the division will meet its flu target.

As in previous seasons, Occupational Health planned to offer flu vaccination appointments for staff throughout the season and arrange clinics in areas that were not supported by flu champions.

However, this year due to pressures on staff, especially during the emergence of the Omicron variant, staff found it difficult to find the time to vaccinate. This was compounded with redeployment, high sickness levels and restricted movement around sites. Post-Christmas the programme was effectively relaunched to try to make up lost ground. Despite best efforts employees were generally unresponsive to all attempts to try to administer the vaccine. The general feeling was that employees didn't want "another" vaccine and the timing was perceived as late and wasn't worth having.

Despite these debilitating factors the Staff Flu Programme has achieved a 58% (8216 employees) vaccination rate. This places the Health Board 4th overall when compared to other health boards in Wales.

Community Flu Programme

Seasonal flu action plans were implemented in primary care (including care homes), primary and secondary schools and for Health Board staff. The Primary Care and Community Service Division provided oversight and support through a Community Flu Group. A campaign to increase staff uptake was launched mid-September involving Flu champions. The Neighbourhood Care Networks delivered a number of cluster based initiative to increase uptake. After the December booster programme a targeting health visiting interventions was undertaken to increase uptake among 2 and 3 years olds following the CMO letter highlighting concerns about co-circulation of influenza and Covid-19. As at 29th March 2022 the flu vaccination uptake in the health board area among those 65 years and older and in clinical risk groups aged 6 months to 64 years was the highest in Wales at 80% and 53.6% respectively. Uptake among 2 and 3 year olds was 50.3% which is higher than the All Wales average of 47.6% (see table below).

Summary by Health Board and Local Authority (29mar2022)

		Children 2 to 3 years			Clinical risk 6m to 64y			65y and older		
		Denomin ator	Immunis ed	Uptake (%)	Denomin ator	Immunis ed	Uptake (%)	Denomin ator	Immunis ed	Uptake (%)
Aneurin Bevan UHB	Blaenau Gwent	1,528	833	54.5%	11,515	6,044	52.5%	14,432	11,041	76.5%
	Caerphilly	3,824	1,894	49.5%	27,300	13,938	51.1%	37,334	29,232	78.3%
	Monmouthshire	1,760	1,191	67.7%	13,171	8,314	63.1%	25,864	22,111	85.5%
	Newport	3,909	1,810	46.3%	22,138	11,597	52.4%	27,295	21,536	78.9%
	Torfaen	2,036	846	41.6%	14,769	7,767	52.6%	19,924	15,926	79.9%
	AB Total	13,057	6,574	50.3%	88,893	47,660	53.6%	124,849	99,846	80.0%
Wales	Wales	64,714	30,847	47.7%	444,742	214,271	48.2%	687,337	536,106	78.0%

Infection Prevention and Control

There are several policy and strategic drivers influencing the prevention and control of infection agenda across NHS Wales, but a notable framework is 'The Code of Practice'. The Code sets out the minimum necessary infection prevention and control (IPC) arrangements for NHS healthcare providers in Wales. There are nine elements that organisations are expected to meet in full across the range of healthcare services. The Code refers to both antimicrobial stewardship and the decontamination of medical devices, both of which are included in this Annual Report, which is underpinned by Health and Care Standard 2.4 Safe Care: effective infection prevention and control needs to be everybody's business and must be part of everyday healthcare practice and based on the best available evidence so that people are protected from preventable healthcare infections.

Nationally, the acquisition of a healthcare associated infection (HCAI) remains a major cause of avoidable patient harm and has been shown to pose a serious risk to patients, staff and the public. HCAI impacts negatively on patients in several ways for example severe or chronic illness, pain, anxiety, depression, reduced quality of life and loss of earnings or more seriously death. They also impact on the health service in terms of extended lengths of patient stay in hospital and time away from home, the costs of diagnosis and treatment of the infections and their complications, and the costs of specific infection control measures, hence infection prevention and control is a national and organisational priority.

The emergence of an increasing trend of antimicrobial resistance is seen as a global priority and one where the prevention of infection is paramount to support reducing the demand for antibiotics. It is therefore imperative that clinically effective measures are adopted within all health care settings to minimise the risk of transmission of any organism which has the potential to cause harm.

The Health Board recognises that the prevention of infection is fundamental to the quality of care delivered and is committed to ensuring that a consistently high standard of infection prevention and control practice is seen as an essential requirement of assuring high quality, safe and effective care. The Health Board is committed to the minimisation of preventable healthcare associated infections (HCAIs) and has made significant improvements in reducing HCAIs in recent years, including Methicillin Resistant Staphylococcus Aureus (MRSA) bloodstream infections and infections caused by Clostridium difficile (Cdiff). Progress against the antimicrobial agenda has been somewhat stifled by Covid-19 with Welsh Government targets suspended during the Pandemic but work has continued, as far as reasonably possible, to address the implementation of the national antimicrobial resistance reduction programme. In terms of Decontamination the Health Board received a 'Reasonable Assurance' rating from the Authorising Engineer and the Health Board is cognisant of the All-Wales Decontamination Strategy, making good progress in this area with the opening of a brand new, state of the art sterilisation and decontamination unit on the site of the Grange University Hospital.

Welsh Government issue annual HCAI targets but in response to the pandemic no numeric targets have been set. Nevertheless, there was an expectation that Health Boards would continue to reduce the number of HCAI's based on previous year figures. It is pleasing to note the Health Boards performance is positive for 2021/22, which is noteworthy when considering the impact of the Covid-19 Pandemic.

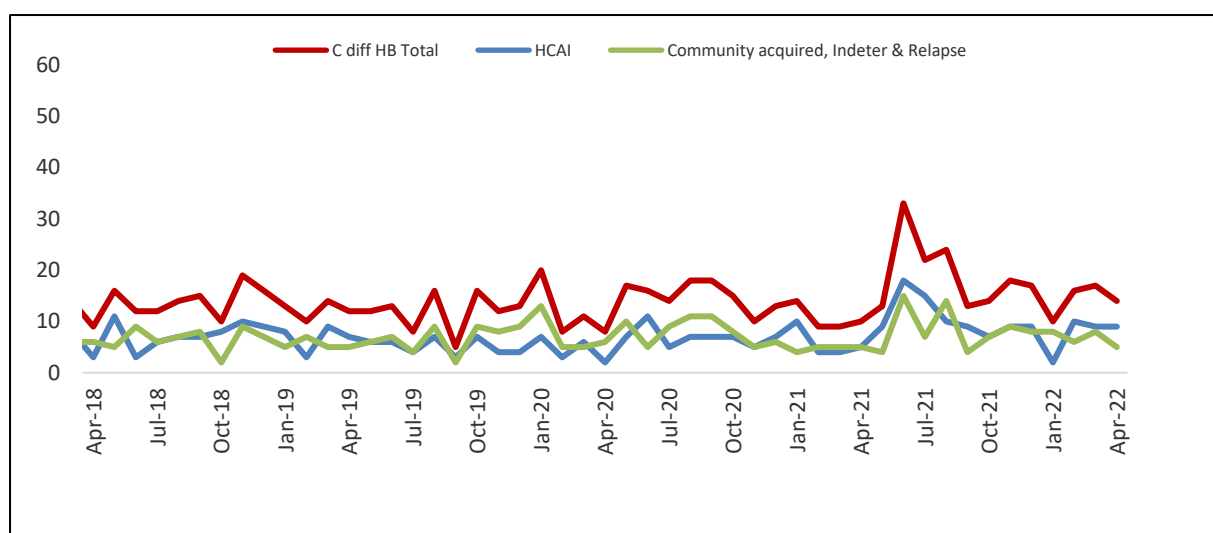
Notwithstanding the continued domination of Covid-19 during the 2021/22 reporting period, there is an important story to tell in terms of the prevention and control of infection agenda and performance across the Health Board. The IPC work programme for 2021/22, is outlined in the following table, with a RAG rating in terms of performance.

Priority 1	Systems to manage and monitor the prevention and control of infection. These systems use risk assessments and consider the susceptibility of service users and any risks the environment and other users may pose, maximising the use of ICNet.	
Priority 2	Provide and maintain a clean and appropriate environment in managed premises that facilitates robust compliance to the prevention and control of infections, to include systematic HPV.	
Priority 3	Ensure appropriate antimicrobial use to optimise patient outcomes and to reduce the risk of adverse events and antimicrobial resistance.	
Priority 4	Provide suitable and accurate information on infections for service users.	
Priority 5	Ensure prompt identification of people who have or are at risk of developing an infection so they receive timely and appropriate treatment, to reduce the risk of transmitting infection to other people.	
Priority 6	Ensure that all staff and those employed to provide care in all settings are fully involved in the process of preventing and controlling infection. Systems to ensure that all care workers (including contractors and volunteers) are aware of and discharge their responsibilities through education and training.	
Priority 7	Ensure all IPC policies are up-to-date and evidence-based.	
Priority 8	Undertake outbreak reviews from Covid surge 1 and 2, together with individual death reviews associated with each outbreak and ensure organisational learning and preparedness for future surges.	
Priority 9	Actively contribute to the Covid-claims agenda.	
Priority 10	Implement a staph aureus reduction plan.	
Priority 11	Prepare a business case for strengthening of, and investment, in the IPC team and infrastructure.	

Healthcare associated infections are robustly monitored to quickly recognise an emerging period of increase incidence (2 or more new cases in a 28-day period). In these circumstances, a Serious Incident (SI) meeting is convened to explore a standard set of actions dependent on the organism. The investigative approach follows a prescribed format to determine the root cause.

A number of wards have been affected by an increase incidence of *C difficile* infection during 2021/'22.

There have been 205 cases of *C difficile* reported from April 2021 - March 2022. This is 40% more than the equivalent period 2020/21 equating to a rate of 34.27 per 100,000 population. *C difficile* continues to be above trajectory and remains a concern albeit an improvement is being seen and is a picture seen nationally.



Serious Incident meetings have been convened, ward action plans developed and monitored. Lessons and learning has been discussed at Directorate/Divisional Governance and Patient Safety meetings. Common actions include environmental decontamination using Hydrogen Peroxide Vapour (HPV), audits of the environment and practices on the ward and hand hygiene assessments.

Learning identified from *C difficile* Serious Incident meetings include:

- Antimicrobial compliance
- The number of individual patient inter-hospital and ward transfers
- Compliance with hand hygiene audits (WHO 5 moments)
- Cleaning standards
- Prompt recognition and cubicalisation

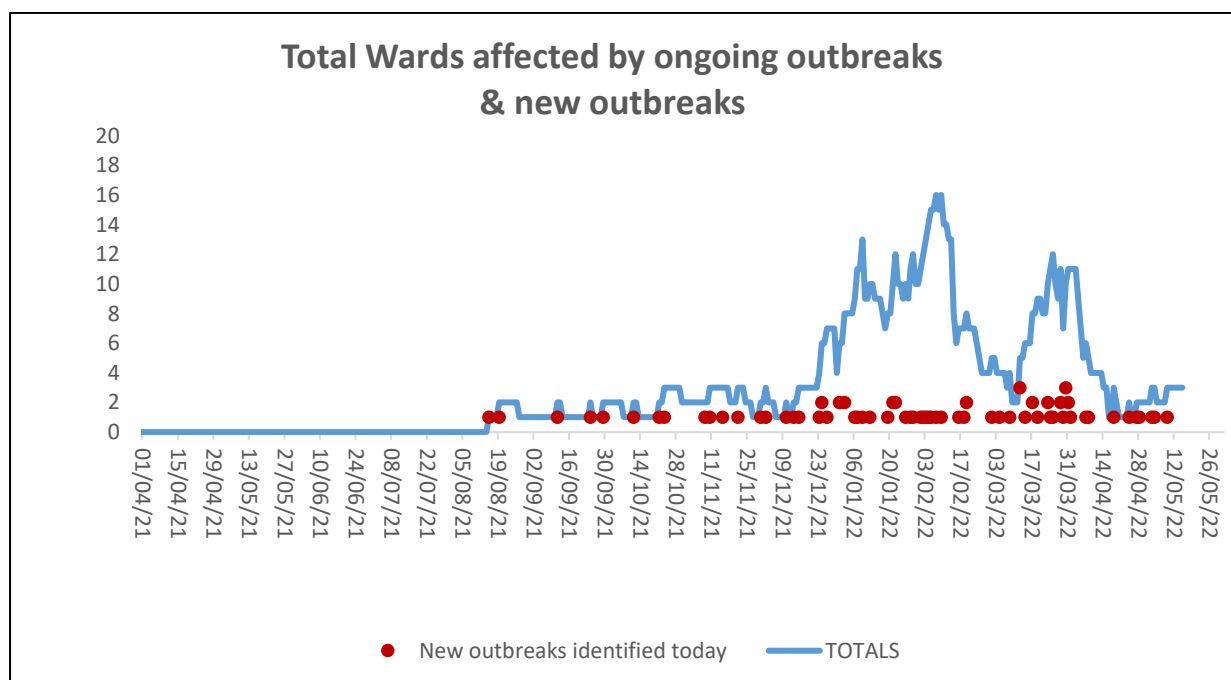
Covid-19 Outbreaks

An outbreak, as defined by Public Health Wales is 2 or more cases occurring in the same ward environment, within a specific time period and is a notifiable incident. The ongoing community transmission is inextricably linked to hospital acquired cases.

At its highest point in February 2022, 16 wards across the Health Board were affected and closed due to outbreaks of Covid-19 placing significant pressure on bed capacity, workforce, and staff wellbeing as well as, of course, impacting on patients and their families.

The number of wards impacted undoubtedly affected patient flow with varying numbers of beds lost due to ward closures. The IPC team, together with microbiology, provide advice and guidance on management, considering whole system risk. In some instances, patient experience was impacted by multiple inter-ward and hospital transfers to ensure they are cared for on the appropriate Covid pathway which resulted in patients being cared for in a different speciality to their initial clinical presentation.

The number of outbreaks has reduced significantly, as shown in the following graph, undoubtedly impacted by the changes to testing.



Pragmatic decision making has been implemented for Mental Health wards and acute services to mitigate risks to patient experience and inpatient capacity. These have included reducing the ward closure time from the date of the last identified case from 14 to 10 days, for example.

Outbreak investigations have identified that in the majority the index case has been an asymptomatic individual. In order to mitigate this risk, all inpatients were PCR tested every 5 days and all staff requested to undertake a pre-shift LFD test every day. This strategy meant increased identification of asymptomatic patients and staff and has therefore led to increased outbreak reporting. However, the early identification of these outbreaks meant outbreak measures, including daily LFD tests, started earlier reducing further transmission and allowing earlier re-opening of wards.

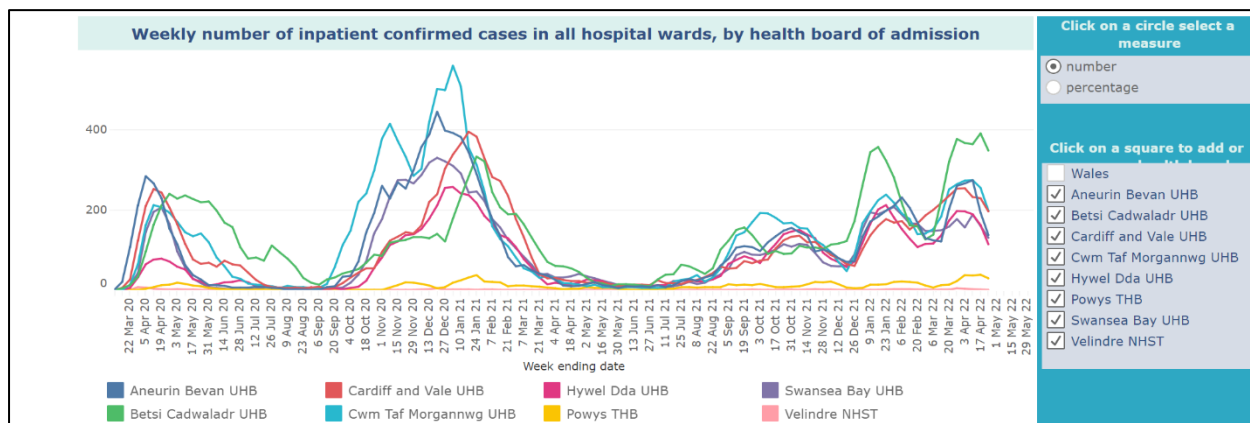
Continual use of PPE, sickness and absence coupled with ever changing guidance around isolation and testing requirements has impacted on establishment and staff wellbeing. To maintain patient flow, wards have rapidly switched pathways or moved to create additional capacity and manage whole system risks. Staff embraced the challenge against the backdrop of managing extremis sickness absence and staffing deficits.

From May 2021, the number of patients with Covid in hospital started to reduce until September 2021, when cases began to rise again peaking in January 2022. At the end of January 2022, there was a requirement for additional red (Covid) capacity to be established on the Royal Gwent Hospital site to cope with inpatient demand. In March 2022, the Health Board was in a much better position and red pathways returned to single room hospital sites only (Ysbyty Ystrad Fawr and Ysbyty Aneurin Bevan).

The number of patients requiring critical care and high-level respiratory care has been significantly lower during the Omicron surge than in the previous surges.

A decline has been experienced in the number of positive inpatients up to the 24th April 2022. At this point, Aneurin Bevan University Health Board demonstrated an admission rate of 9% for positive Covid-19 patients, which is slightly below the Welsh average of 11%.

The following graph shows the number of inpatients with Covid-19 compared to other Health boards in Wales.



Eliminating avoidable healthcare associated infection remains a top priority for NHS Wales and ABUHB. It has been another challenging year for the IPC team with the majority of their work focused on responding to the Covid pandemic, with IPC playing a central and fundamental role. The Divisions, alongside other teams and in particular Health and Safety and Facilities, have supported delivery of the IPC agenda.

The achievement of the majority of the Welsh Government reduction targets during 2021/'22 has been positive, not least against the backdrop of Covid-19 and the pressure this presented across ABUHB.

With the exception of *C. difficile*, ABUHB has the lowest rates for all other measures across Wales, as can be seen in the following table.

	Higher than same period of previous FY		Lower than same period of previous FY		Same as same period of previous FY											
	C. difficile		MRSA bacteraemia		MSSA bacteraemia		S. aureus bacteraemia		E. coli bacteraemia		Klebsiella sp bacteraemia		P. aeruginosa bacteraemia		Gram negative bacteraemia	
	Number of Specimens	Summary FY Rate	Number of Specimens	Summary FY Rate	Number of Specimens	Summary FY Rate	Number of Specimens	Summary FY Rate	Number of Specimens	Summary FY Rate	Number of Specimens	Summary FY Rate	Number of Specimens	Summary FY Rate	Number of Specimens	Summary FY Rate
Aneurin Bevan UHB	205	34.27	4	0.67	130	21.73	134	22.40	344	57.51	93	15.55	31	5.18	468	78.24
Betsi Cadwaladr UHB	215	30.57	10	1.42	169	24.03	179	25.45	436	61.99	138	19.62	37	5.26	611	86.87
Cardiff and Vale UHB	156	30.92	11	2.18	131	25.97	142	28.15	311	61.65	120	23.79	35	6.94	466	92.37
Cwm Taf Morgannwg UHB	155	34.46	2	0.44	118	26.23	120	26.68	390	86.70	81	18.01	29	6.45	500	111.15
Hywel Dda UHB	152	39.00	16	4.11	105	26.94	120	30.79	356	91.35	87	22.32	31	7.95	474	121.63
Powys THB	11	8.27	0	0.00	0	0.00	0	0.00	3	2.26	0	0.00	0	0.00	3	2.26
Swansea Bay UHB	196	50.13	10	2.56	129	33.00	139	35.55	288	73.67	94	24.04	24	6.14	406	103.85
Velindre NHST	5		0	0.00	3		3		5		4		1		10	
Wales	1,095	34.55	53	1.67	785	24.77	837	26.41	2,133	67.30	617	19.47	188	5.93	2,938	92.69

As the organisation stabilises, following the second Covid surge, it is important to refocus on the fundamental principles of IPC, strengthen cleaning and the HPV programme and to re-embed the IPC agenda as being owned by everyone.

Redesign of local estate to deliver safe services during COVID

All outpatient facilities were assessed by Health and Safety, infection control, and nursing teams, to establish the correct pathways for patients attending face to face clinics (as can be appreciated initially a lot of face-to-face clinics ceased, and increased non face to face processes were put in place).

This assessment ensured that the clinic areas adhered to the two metre social distancing rules, and waiting areas were marked out accordingly, and chairs removed and/or marked up that they could not be used and gave the Health Board the ability to manage the activity through the waiting rooms and onto the clinic rooms. In addition, depending on the layout and size of waiting areas in clinics, additional cover ways were placed outside a couple of the clinic locations, to help with keeping people safe while waiting.

After the initial wave of Covid 19, the two-metre ruling was decreased to one metre in a number of clinic areas – commencing in Royal Gwent Hospital in June 2021. Screens were erected in waiting rooms to give added protection with cleaning down rules applied. This would have doubled the activity to those clinic areas. Not all areas would have been suitable due to layout of clinics and overall space.

Delivery of Essential Services

We continue to monitor closely the implementation of the prioritisation framework. Elective activity undertaken is defined by the clinical prioritisation of the patient, rather than a time-based approach, this enables timely care for the most urgent patients and clinically led decision making. This will have an impact on Referral to Treatment Time (RTT) waits in some services.

Outpatient Services

Services have embraced new ways of working due to COVID-19, especially within outpatient services, where the focus has been on virtual clinics and reviews and office-based decisions. The key aim of our Outpatient Transformation Programme is to improve the patient experience and ensure the patient is central to the transformational work.

"My Medical Record"

The Urology Service is leading a project to utilise a patient platform 'for use with patients who are in a stable condition, where their prostate specific antigen (PSA) results can be reviewed by both the patient and the clinical team. This means that patients do not need to attend clinic unless required. This type of process will also be considered for other patient conditions in the future.

An "advice only" process introduced into the Health Board in 2020-21 has meant that, following a referral where appropriate written advice has been provided swiftly to the GP, the patient isn't required to be seen in clinic or in a non-face-to-face consultation. Figures are below:

Mid 2020 to 2021	4,882 patients
2021 to 2022	8,767 patients
2022/23 to date	336 patients
TOTAL	13,985 patients

Other areas of focus have been around identifying other ways to manage patients appropriately, e.g. SoS (See on Symptom) and PIFU (Patient Initiated Follow-ups), non-face to face consultations. The current status is as follows:

Area of Focus and Target	Family and Therapies	Medicine	Scheduled Care	Mental Health	TOTAL
Virtual Activity (35%)	27.39% New 20.22 % FU	44.86% New 50.50% FU	17.91% New 26.80% FU	65.41% New 33.76% FU	25.45% New 32.08% FU
SoS and PIFU (20% target)	22.8%	9.6%	5.5%	0	9.2%

Specialities' Outpatient Delivery Plans have concentrated on modernising and transforming pathways within their services, as well as ensuring that outpatient capacity is utilised for those patients most at risk. Further detailed work is underway working with clinical teams to link the demand and capacity plans for 2022/23 to those patient conditions most at risk, thus helping to reduce harm to patients. We are currently prioritising patients as follows:

- Cancer, suspected cancer, and urgent, for new outpatients (R1 for ophthalmology) for all surgical and non-surgical specialities including therapies;
- Suspected cancer, urgent and routine for diagnostics (due to the number of cancer cases that arise from routine tests);
- New urgent and routine outpatients over 52 weeks;
- Patients waiting for a new outpatient appointment over 104 weeks to be reviewed;
- 100% delayed Follow-up outpatients .

We are also risk stratifying patients in a number of specialties, for example:

- PROMS in Neurology, COTE, Respiratory
- Gastroenterology – PROMS for Hepatology and Alcohol Liaison.
- Triage of patients within Paediatrics (patients reclassified where appropriate), Dietetics, Physiotherapy and some orthopaedics.
- Reviewing paediatric orthopaedic patients.

In addition, we have contacted patients who are waiting over 52 weeks for a new outpatient appointment to establish whether they still require the appointment, for example their condition may have resolved or they have been seen elsewhere. Patients who wish to remain on the list also complete questions in relation to their condition, and clinical reviews are being planned to review their outcomes (this latter part of the process will be an ongoing plan). The process has also been undertaken for patients who are

waiting 36-52 weeks and a process has also commenced with selected follow-up outpatient waiting lists, with the aim of determining if the appointment is still required. These processes enable us to cleanse our waiting lists and use our capacity for patients who need the appointment.

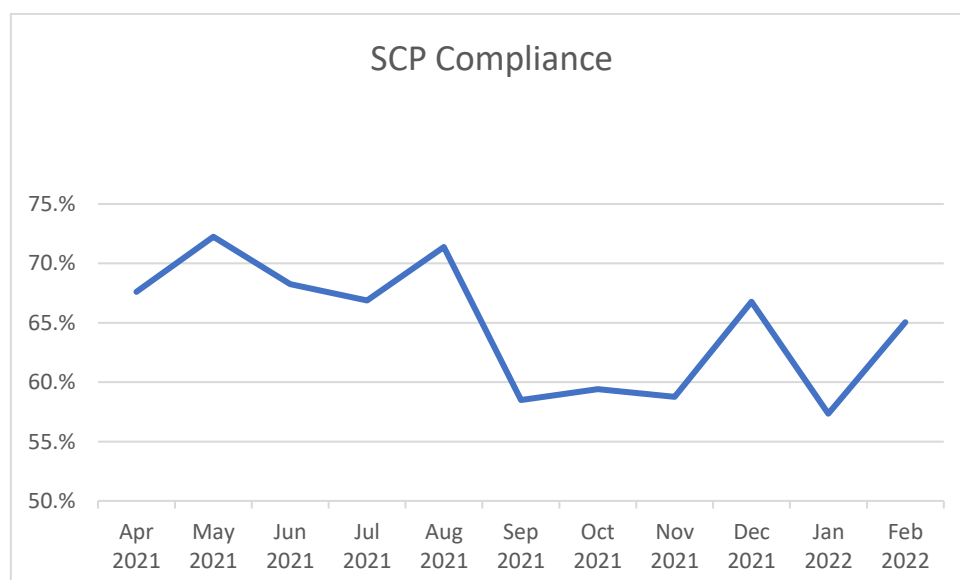
Cancer Services

Cancer services continued to experience considerable challenges in 2021/22 as the result of fluctuations in operational capacity resulting from the changing COVID-19 pandemic. Despite these challenges, the diagnostic and treatment pathways continued to be delivered with innovation and development in many specialties to help improve access and experience for cancer patients.

The implementation of the Single Cancer Pathway in 2020 continues to ensure that patients are receiving equitable access to services and is a prompt for continuous improvement for experience and the accessing of diagnostic services and treatment.

Following a year of suppressed demand, March 2021 saw a rapid increase in referrals, returning the referral rates to expected ranges and beyond. This demand was sustained throughout the year, irrespective of changes in the COVID environment which is very encouraging. For most specialties, 2021 set new records for the numbers of referrals received. Managing this level of demand within the ongoing pandemic has been a challenge and innovation has been required to ensure patients are receiving diagnostic tests in the fastest possible manner.

Achieving the 62 day suspicion to treatment cancer target remains the primary focus for cancer services. In the past financial year we did not achieve the 75% pass threshold, despite promising signs in May and August. Performance in the latter part of the year was particularly impacted by spikes in demand, combined with periods of high staff absenteeism as a result of COVID-19. Services are working to address the capacity mismatch whilst also balancing recovery or routine services.



The recovery of the cancer waiting lists is a key priority for 2022/23. This will be achieved with a focus on improving access times to first appointments and wait times for diagnostic services. This in turn will play a vital role in improving the compliance rates to the 75% pass threshold. This improvement work is being supported by newly developed innovations in referral software and Artificial Intelligence planning tools, which will support services in sustaining sufficient capacity.

Cancer Services are working closely with the Delivery Unit and the Cancer Board to provide the operational infrastructure necessary to support in the sustainability of diagnostic capacity. The opening of the new Breast Cancer Unit in Ybyty Ystrad Fawr will play an important role in improving access and patient experience for all breast cancer referrals, with innovative recruitment plans being considered to address the current staffing challenges.

Development plans for the Nevill Hall Cancer Centre are progressing at pace with a collective emphasis on improving patient experience and access for our community. Following the approval in October for substantive funding for the Rapid Diagnostic Cancer Service, expansion plans are underway which will see the service running from both Nevill Hall and the Royal Gwent Hospitals.

General Surgery

The General Surgery Directorate has continued to prioritise care and treatment for those suspected of or experiencing cancer. Delivering a robust service remains challenging with every effort made to ensure patients are diagnosed and treated in a timely manner.

The Upper GI Suspected Cancer pathway treatment target of 62 days averaged 58% over the previous year with confirmed cancers treated by our partner Health Board Cardiff and Vale. Our patients on average currently wait just 14 days from referral to the service to consultant outpatient appointment.

Colorectal compliance averaged 42.4% for the previous year as a result of a significant increase in referrals. July 2021 saw the highest number of recorded referrals with a 46% increase on pre pandemic averages.

This sustained demand has challenged the service to introduce new ways of working, from increasing virtual appointments, the expansion of the Straight to Test Service and the restructuring of the Multi Disciplinary Team. Diagnostics and treatment remains a constraint to improvement, however the outsourcing of endoscopy and the Directorate's ongoing work to maximise theatre capacity should translate into quicker access to services for patients in the coming year.

The Breast Service averaged 60% compliance in 2021/22, again referral rates reached an unsurpassed level with referrals 47% higher in September

2021 than pre pandemic. In conjunction with high demand the service was also affected by a reduction in activity due to staff absence and the challenges in recruiting suitably qualified and experienced radiologists.

However, in January 2022, two new Consultant Breast Surgeons were appointed to the team, adding much needed capacity to the service. Recent adjustments have also been made to the Breast Radiologists job plans that should aid in the timely care of patients with further Radiologist recruitment underway. The planned opening of the Unified Breast Unit at Ysbyty Ystrad Fawr in early Summer 2023 will offer a breast cancer centre of excellence which will further improve patient care, experience and outcomes.

Urology

All referrals are clinically triaged against nationally agreed criteria. Plans are in place to increase access to 1 stop Haematuria appointments from 30 per week to 50, due to increase in demand, from w/c 6 June 2022. Waits were in excess of 25 days. It is anticipated this will reduce length of wait to below 1 week.

As per the optimal pathways, the straight to MpMRI service for suspected prostate cancer will be implemented following recruitment of additional Clinical Nurse Specialist. This will significantly reduce the time to diagnosis for prostate patients which is currently the biggest contributor to breaches. This work is planned for implementation in July 2022.

By streamlining the front end of these pathways and with these improvements it is likely that performance compliance will increase to 70%-75%.

Head and Neck

Following a period of suppressed demand throughout 2020, referrals increased considerably in March 2021 and this increase was sustained throughout the year. Despite this increase, referral rates remains around 10% below that of pre pandemic rates which is a cause for concern. The service did not achieve the 75% pass threshold in the year, however considerable improvements were observed in November and December. Pressures seen on urgent care services have had a considerable impact on the Head and Neck Cancer Service due to the requirement for bed space at the Grange University Hospital. The coming year includes plans to relocate diagnostic services from GUH which will improve bed capacity and access for suspected cancer patients. Further outpatient capacity is also being released for suspected cancers which will improve the early access for patients.

Eye Care

Eye care measures were developed to ensure that follow up patients are given appropriate priority alongside new patients. The measures require every ophthalmic patient to be allocated a clinically determined target

date for next clinical event and a category of clinical priority based on the risk of irreversible adverse outcome associated with their clinical condition(s). These risk/priority categories are:

- R1: Risk of irreversible harm/significant patient adverse outcome if patient target date is missed.
- R2: Risk of reversible harm/adverse outcome if patient target date is missed.
- R3: No risk of significant harm.

During the Pandemic only R1 patients were seen face to face in clinic. Numbers in clinic were reduced due to social distancing requirements and the absence of several consultant staff due to shielding. Subsequently approved funding to address this problem in the Wet AMD service i.e. delayed follow up appointments leading to serious incidents due to patients being left with permanent sight loss which has enabled the Health Board to implement new ways of working through the recruitment and training of nurse injectors and increase capacity through additional clinics on peripheral hospitals. The directorate also has plans to increase the number of injectors through the training of optometrists.

Implementing Royal College of Surgeons Risk Stratification

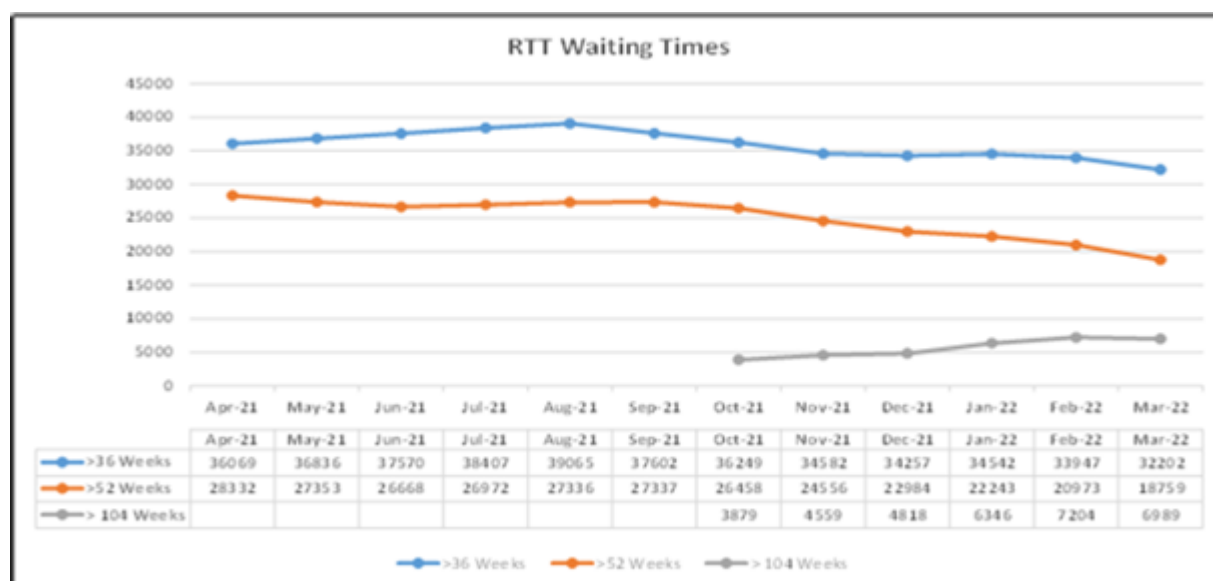
The Royal College of Surgeons (RCS) introduced guidance on how and what pathways should be prioritised. Changes to incorporate the agreed RCS risk prioritisation on the national Welsh Patient Administration System (WPAS) has enabled services to apply a risk code of P2, P3 or P4 to those patients waiting for treatment on an inpatient or daycase waiting list with P2 being the highest risk.

Waiting lists for all surgical specialities were reviewed by consultants in accordance with RCS criteria and each patient was allocated the appropriate priority. Processes have been implemented to ensure that all patients being added to the treatment waiting list are prioritised on addition. Additionally, processes have been established for any GP requests for priority reviews to be undertaken amended where appropriate.

Capacity is planned and focused on treating those patients where they have been prioritised as being most at risk from harm. As part of the risk stratification process, patients must be re-assessed when they reach the priority target date.

Current overall compliance of a risk priority applied to the inpatient and daycase waiting lists is 93% with 9% being prioritised as P2.

Referral to Treatment Times – Elective Care



Of the 32,202 patients waiting over 36 weeks at the end of March 2022, the table below shows that approximately 18,000 of those are at the new outpatient waiting list stage. There are also 18,759 waiting over 52 weeks with 8,390 of those at the new outpatient waiting list stage. Of the 18,759 patients waiting over 52 weeks, 6,989 of those patients have been waiting over 104 weeks with 1,606 of those at the new outpatient waiting list stage.

Week Bands	1 Outpatient WL	2 Diagnostic	2 Therapy	3 Follow Up	4 Daycase WL	4 Inpatient WL	Grand Total
0 to 25	47,528	2,589	190	4,512	8,437	2,405	65,661
26 to 35	9,585	713	37	761	1,907	648	13,651
36 to 51	9,566	575	33	486	1,672	1,111	13,443
52 to 103	6,762	450	51	612	2,055	1,840	11,770
104 +	1,606	393	42	260	2,547	2,141	6,989
Total	75,047	4,720	353	6,631	16,618	8,145	111,514

The Health Board continues to commission elective treatments and outpatients with St. Joseph's Hospital and ophthalmology treatments with Care UK. Opportunities continue to be explored for additional capacity, along with other outsourcing/insourcing opportunities and regional working. This will be key in ensuring that the Health Board will be able to respond to the programme of revised Ministerial Priorities that have been introduced to tackle the backlog for 2022/23 and longer term.

Whilst this position presents unprecedented challenges in terms of recovery and will require new ways of working, the new Health Board system and additional physical capacity available provides some opportunities for planned care.

Operational divisions and support teams have worked collaboratively to restart services wherever possible, embracing new ways of working to maximise capacity and treat those at greatest risk. The Elective treatment plans are evolving with capacity gradually improving as the requirement for Theatre staff to support both wards and Critical Care diminishes. In

addition, the Scheduled Care Division has introduced a number of measures to support the management of a “green” pathway across our hospital sites. These measures protect some treatment capacity, but as national restrictions change over the next couple of months, these are likely to be reviewed to maintain this protection.

We have been creative in our approach to planned care with flexibility based on patient demand.

The POCU (Post Operative Care Unit) at the Royal Gwent Hospital (RGH) is established to enable increased levels of higher risk planned surgery to occur at the eLGH, with patients safely treated on site. A Transfer Practitioner model (currently running for 12 hours per day) has been approved for expansion to cover 24 hours 7 days a week, which will result in a systemwide response to a patient requiring unexpected escalated or emergency care post procedure being bolstered.

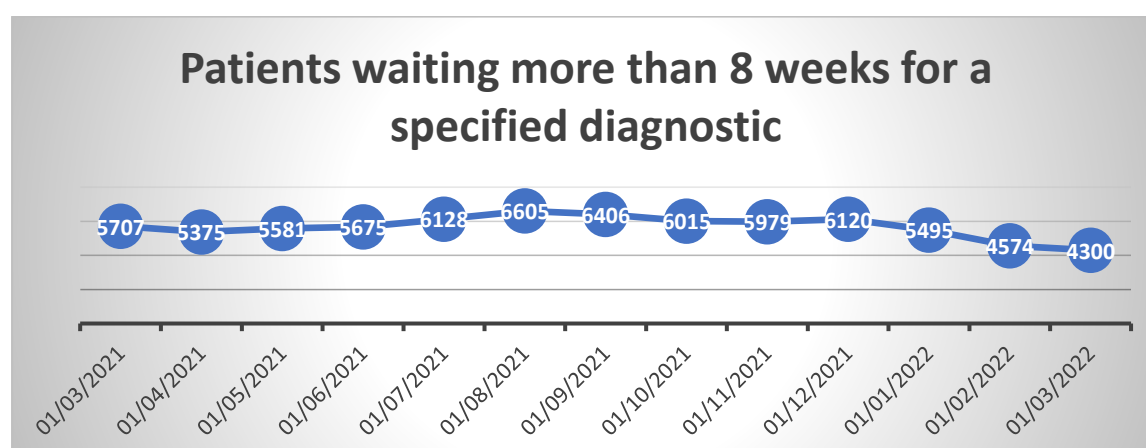
Many planned systems are returning online and prioritising reducing waiting lists.

Improvements in recent activity are beginning to show in the data, and those patients who have breached 36 weeks are being addressed, with these total numbers dropping by almost 4500 between August 2021 and December 2021, a 12% improvement in the context of all other Welsh Health Boards maintaining their position.

Diagnostic Services

Service capacity is gradually increasing for all patients, although the backlog in patients needing to be seen and consequently requiring diagnostics is putting pressure on the services. The over 8-week position decreased in March 2022.

With the early opening of the Grange University Hospital in November 2020, the Radiology Directorate gained elective scanning capacity and with further help from private provider we have been able to largely address backlog and in actual has improve on access/turnaround for routine diagnostic investigations.



Mental Health Services

Demand for Mental Health services are predicted to increase as a result of the pandemic and over the period there has been an increase in demand presenting to primary care. During this period the Health Board has developed a range of excellent community based resources to support individuals to help themselves without need of a referral through our Foundation Tier and the development of the MELO website.

During 2021/22, the Health Board has successfully continued to develop a brand new workforce to enable primary care to better meet mental health demand with the development of Psychological Wellbeing Practitioners (PWP) based around Neighbourhood Care Networks. The introduction of the PWP service was prioritised in order to support GP practices with appropriate capacity and expertise for those patients whose mental health needs could be more prudently met by allied healthcare providers. Linking these mental health professionals directly to practices, as part of the primary care team, was considered important in order to fully embed these roles and make it easier for people to access the care they require, when and where they require it. While referrals into the Primary Care Mental Health Support Services has returned to pre-pandemic levels, PWPs are now undertaking around 1400 assessments a month suggesting that this service is making a significant contribution to helping to meet increased demand.

All mental health services continued to be provided across the full range of adult and older adult mental health service throughout the pandemic with the majority of services continuing to provide face to face services throughout the last year. However a number of services adopted a hybrid model of face to face and virtual services, providing more choice to patients on how they can be seen.

Within our Primary Care Mental Health Services (PCMHSS) around 70% of all activity is still being delivered virtually. A range of group interventions have also been developed and delivered virtually in PCMHSS and Psychology. It is likely that moving forward the virtual offer will become part of a hybrid model of service delivery for many services, dependent on patient and service needs.

The pandemic has provided workforce and service delivery challenges which has led to growing waiting times in a number of specialties and Primary Care Mental Health Service Interventions have been particularly impacted. Plans were developed to commission additional counselling capacity but the commissioned providers have also faced the same workforce challenges and the reduction in the waiting list has been much less than had been planned. Further plans are being developed for 2022/23 to reduce waiting times to enable national targets to be achieved over the next year.

Over the last twelve months the Health Board has made significant improvements to the crisis pathway to provide a range of alternatives to admission, including the development of a Sanctuary service, the opening of a crisis support house and the extension of Shared Lives across the whole of the Health Board. Each of these services has made an important contribution in managing demand for inpatient beds during the Omicron variant peak and associated pressures on our inpatient services and workforce.

A few of the highlights from Mental Health services are outlined in more detail below.

MHLD 'Sanctuary in ED' service was launched in December 2021, with funding available until early summer 2022. Peer Support Workers attend in the Emergency Department (ED) at GUH, Thursday to Sunday, between 4pm and Midnight. They provide support and information to individuals presenting in emotional distress. The outcomes are anticipated to reduce the number of patients leaving before assessment due to long waiting times and to improve the quality of information and support being received by patient requesting/ requiring mental health support. **92 patients have been supported through this service to date and feedback from patients, ED staff and peer mentors has been really positive.**

Tŷ Cynnal, our **Crisis Support House** for Gwent, opened its doors to service users in December 2021. Guests in Mental Health Crisis, for who this option is identified as safe and appropriate, stay for up to 14 days, as an alternative to an inpatient acute ward stay. Additional practical support is provided during the stay, with our Divisional Housing Team and other Partners such as Citizens Advice.

The house has hosted 13 people experiencing mental health crisis during December and January. Constructive and positive feedback has been received. A family member of one guest said *"I cannot thank you enough for your support - I feel that the house stay saved their life."*

Our **Shared Lives** service continues to expand. A collaborative service with Local Authorities, where Service Users, who are assessed as safe and appropriate for this option, stay with host families, in the family's home. **To date 86 individuals have stayed with host families**, their stays an alternative to inpatient acute ward.

The average length of stay with families is currently 13 days. 81% of users are reporting a reliable improvement in their ongoing recovery from stays. The service receives professional and general media recognition. WHO (World Health Organisation) had a recent article focus and the latest feature locally has been by Stacey Dooley, who visited a host household with longer term Guests. This is still available to [download from BBC Sounds](#)

Celebration of Professions: Nurse Mental Health Nurses Day – 21/02/2022

This was proactively recognised and celebrated. Corporate Nursing gifted a beautiful poem, to our Mental Health Nurses, written by Tanya Strange. Covid safe activities were held virtually and on wards within pandemic guidance. The Wards held collaborative activities with patients, such as coffee and cake and **Elvis was in the building** in person 'twice' sharing a little music and joy on St Cadocs Wards to celebrate.

Wellbeing Collaboration – for Colleagues and Service Users

The 'Window On the World Project' is underway. An 'Arts In Health' collaboration between MHLDD & GARTH, the project is delivered with artists from Llantarnam Grange Arts Centre. This project is focussed on patient and staff wellbeing, by enhancing the corridor environments in St Cadoc's hospital with large prints reproduced from original artwork made by patients and staff in on-ward and drop-in sessions this spring. All staff and site users are encouraged to take part, and the 'picture windows' created will be printed onto sustainable anti-microbial foam board for the corridor areas in St Cadocs Hospital. It is open for contribution by all colleagues and service users who visit site.

Sessions to create artwork have taken place on wards and staff drop-ins (in safe guidance) and will continue through March and April. There are some really lovely windows so far. A key outcome from this is also around the wellbeing experienced in taking part. Feedback so far indicates people have enjoyed this activity, service users and colleagues together. Participants so far have said it made them feel 'relaxed' 'happy' they described it as 'fun' 'not scary' 'mindful' 'nice to spend time doing something different with others' respondents so far have rated it a 5star experience.

The Mental Health and Learning Disabilities division have also supported the well being of colleagues.

Developed in response to the demand to psychologically prepare and protect the NHS workforce during the COVID-19 pandemic, the **PsychPPE©** approach is focused on promoting staff wellbeing allowing individuals to construct their own personalised self-care plan and practices to protect their wellbeing. The initiative has been funded through Covid Recovery money to take forward in the Mental Health and Learning Disabilities Division. To date, this has enabled two 'PsychPPE© - Train the Trainer' workshops to be held with 25 colleagues attending. The programme has now established a cohort of trained Wellbeing Co-ordinators and these will be facilitating a series of workshops with staff to cascade this approach to self help and wellbeing across the Mental Health & LD Division.

We have also been successful in securing funding for the **Project Wingman Well-Being Bus** and flight crews are planning to attend sites in early summer.

Project Wingman crews visited MHL D in the initial phase of pandemic. They are a charity, supporting wellbeing in NHS Workforce. A group of volunteers of current and former aircrew from all corners of aviation, they offer NHS staff first class airline cabin treatment in a luxury space where they can rest and recharge.

We have some estate challenges and are delighted that this crew now have a mobile lounge available for use. It is a specially converted and fully branded double decker bus, with a pop up garden. It provides a relaxed, informal and versatile space in which to offer the service.

The buses are limited and in great demand across the UK. We are the first to secure a visit in Wales. MHL D will lead in the activity and align other wellbeing opportunities with the visits. The visit is anticipated to take place in July, the bus will remain on our Health Board sites for use over 2 weeks.

Patient Experience: Listening and Learning from Feedback

People's experience during COVID-19 has been impacted by the pandemic, both in hospital and across the community. An essential component of safe and compassionate person-centred care is listening to and responding to people's experience. Since the start of the pandemic a number of patient experience surveys have been undertaken to better understand patient experience across the Health Board. These have been undertaken through direct visits (where visiting restrictions allowed), through virtual 'buddying' with the Community Health Council (where patients were connected to a CHC Member through i-Pads) and postal surveys. 782 people provided feedback through these methods.

Jan 2021	Care at Home-Complex Care	Virtual Buddying	15
Jan 2021	Community Huntington's Disease	Postal Survey	12
January 2021	District Nursing	Postal Survey	158
March 2021	GUH Wards	Virtual Buddying	32
May/June 2021	ED Attendance Snapshot over 3 days	Physical Attendance	56
June 2021	Mental Health and Learning Disabilities in Patients	Virtual Buddying	42
Oct 2021	Head and Neck Cancer-GUH	Postal Survey	27

Each of these surveys provided overwhelmingly positive feedback relating to staff attitude and compassionate care, with many respondents identifying staff going 'over and above' during very challenging times.

The main themes identified through patient feedback are:

- A. **Communication and information**, specifically relatives' ability to contact wards

As well as employing more ward clerks, Patient Liaison Officers for all hospital sites, with a specific role in supporting communication between wards and relatives, were introduced and have been extended to June 2022. All wards have been issued with i-wards to support relative to patient communication digital connection.

- B. **Loneliness and isolation** - compounded by restricted visiting and absence of ward-based volunteering

Following the All-Wales COVID risk assessments, volunteers have been reintroduced to wards. Visiting with a purpose has been implemented.

Patient Reported Experience Measures (PREMS)

The Person Centred Care Team have supported wards by speaking to patients to collect Patient Reported Experience Measure Surveys (PREMS). Any urgent matters are raised with staff at the time of the visit as well as initial feedback. A full report is then produced and shared with the ward staff. This allows staff to discover what matters to patients and what may be done to make improvements. It also provides staff with the positive feedback which is beneficial for staff morale. Analysis of the PREMs allows themes to be identified. The team have supported Holly Unit at St Woolos Hospital and B3 at RGH. There are plans to support wards at County with PREMS in April.

Proof of Concept at Ysbyty Aneurin Bevan (YAB)

In response to the observable and subjective impact that the Covid Pandemic had on patient care within the general hospital wards a Proof of Concept (PoC) and Service Evaluation commenced at Ysbyty Aneurin Bevan (YAB) on the 1st July 2021. Through locally agreed outcome measures, the PoC and Service Evaluation aimed to introduce a range of initiatives that supports dementia care. The aim is to evaluate if introducing meaningful activity, dementia learning and training for staff and the creation of Dementia Companion Volunteers would collectively improve overall quality of care, patient safety, patient experience and support transferability for this plan to be moved into other wards and departments in the Health Board.

Supporting 'visiting with a purpose', Johns Campaign has been relaunched across all 3 wards at YAB. There is clear evidence ward staff are proactively engaging with relatives and facilitating visiting. Following the uptake in training, posters indicating that each ward is now 'Dementia Friendly' and identification of the ward-based Dementia Champions are now visible. Ward staff are encouraged to ask relatives to complete the *This is Me* documentation to support person centred care. The need to promote

completion of *This is Me* earlier in the persons care pathway has been identified through the evaluation and is now an action within the Memory Assessment Service and Dementia Pathway Group.

End of Life Companions (EoLC)

Patients at the end of life will have a care plan to address their clinical needs. It can be more difficult to ensure that a person's wellbeing needs are met. There is a concern that some patients are at risk of dying alone due to not having family or friends or that their loved ones are unable to be with them. The EoLCs are volunteers that have been recruited and trained specifically to provide companionship at this sensitive time. This service also provides support to relatives who may need to take a break but do not want their loved ones to be alone. 40 Companions have been recruited. The EoLCs have remained active, supporting patients across the Health Board.

Presentations on the initiative have been delivered at National End of Life groups.

Volunteering

Despite the pandemic the Person Centred Care Team have continued to recruit and train volunteers. All Wales Workforce Covid Risk Assessment, Glasgow University Roadmap and the ALAMA medical risk assessment have enabled low risk volunteers to safely return to supporting patients. There are 60 active volunteers on the wards (including befrienders, EoLC and Dementia Companions) and 100 telephone befrienders. When risks reduce the volunteers protected by the risk assessments may return to their roles and the community befrienders will be able to return to supporting people who are in need of company in their own homes. Recruitment, supported by GAVO and TVA is ongoing.

The pandemic demonstrated the needs and benefits of volunteers on the wards for patients and has also provided the opportunity to develop new roles for volunteers such as 'Dementia Companion', 'Connector Volunteer' and 'Navigator Volunteer'.


Dementia Champions






The Health Board promotes a Dementia Champion programme. These are all grades and disciplines of staff who volunteer to take on the role to support and improve dementia care within their ward or department. Dementia Companion has increased from 89 to 119 members between 2021 and March 2022. An email distribution list has been developed to enable the sharing of information, resources, and updates to and from the wards and between the Person-Centred Care Team. Champion workshops planned will build on the learning programme, raise the profile of Dementia Champions and support networking. Dementia Champion pin badges have been designed/purchased and will be issued following dementia champion training.

Recognising Patients with Dementia on Hospital Wards (Bedside Boards)

After considerable scoping and multi-disciplinary consultation, a Patient Bedside board has been designed, costed and a plan for ordering and erecting by each bed side throughout the organisation. This plan will commence in phases in April 2022, starting with the Care of the Elderly, Trauma and Orthopedic ward, aiming to reach at least 27 wards in the 1st Phase.

At a glance, these boards will promote patients' preferences, choice, risks and individualised care. They will support carers, patient and staff communication whilst not compromising clinical care planning, dignity or respect but enhance PCC whilst on the ward.

 **GIG Cymru NHS Wales** | Bwrdd Iechyd Prifysgol Amserlu Betsi | University Health Board

MY NURSE TODAY IS:		MY PREFERRED NAME IS:	
LANGUAGE		English <input type="checkbox"/> Welsh <input type="checkbox"/> British Sign Language <input type="checkbox"/>	Other:
COMMUNICATION		Independent <input type="checkbox"/> Hearing aids <input type="checkbox"/> Lip reading <input type="checkbox"/> Spectacles <input type="checkbox"/> Interpreter required <input type="checkbox"/>	Other:
DIET		Misc: High energy snacks <input type="checkbox"/> No oral diet <input type="checkbox"/> Food allergies:	Independent <input type="checkbox"/> Assistance needed <input type="checkbox"/> Full assistance <input type="checkbox"/> Dentures <input type="checkbox"/>
FLUIDS		Level 1 <input type="checkbox"/> Level 2 <input type="checkbox"/> Level 3 <input type="checkbox"/> Level 4 <input type="checkbox"/> Fluid restriction: _____ ml No oral fluids <input type="checkbox"/>	Preferred drink: Tea <input type="checkbox"/> Coffee <input type="checkbox"/> Sugar <input type="checkbox"/> Sweetener <input type="checkbox"/> Milk <input type="checkbox"/> Squash <input type="checkbox"/>
MOBILITY		Independent <input type="checkbox"/> Assistance <input type="checkbox"/> Other:	Supervision <input type="checkbox"/> Falls Risk <input type="checkbox"/>
OTHER CLINICAL CONSIDERATIONS: Include relevant PSAG symbols here			
WHAT IS IMPORTANT TO ME			
MESSAGES			

Meaningful Activities


Feedback from patients during the pandemic indicated increased boredom due to restricted visiting and a lack of meaningful activities. Funding was secured to purchase a suite of meaningful activities that supported all patients in hospital, particularly those with cognitive impairment and sensory loss.

Resources that support person-centred ward-based activity are now in place. Online resources such as large print crosswords, reminiscence activity, Boredom Busters etc. are all accessible to staff through the Ffrind i Mi web pages. Training around the purpose and therapeutic value of meaningful activity promotes the theory and how to use the resources in practice. The PoC evaluation has identified increased use of meaningful activities/technology to support person centred care.



Meaningful activity baskets include a range of resources, as well as empathy dolls, hugs, electronic cats and dogs. The first phase of 40 baskets will commence in April 2022. This development will be measured and evaluated to identify patient and staff experience.

Digital Inclusion and Assistive Technology to Support Meaningful Activity



RITAs (Reminiscence Interactive Technology Assistance) are now available across all wards in ABUHB and are actively being used to engage with patients and reduce boredom. Training to support additional staff/volunteers in their use is ongoing. Each ward now has i-Pads to support patient/relative communication. The subgroup for assistive technology is supporting the digital inclusion agenda.

Dementia Hospital Action Plan

The ABUHB In-Patient Dementia Hospital Steering Group is now well established and includes representation from the specialities and divisions within the Health Board. The principles of person-centred dementia care are embedded within the agenda and the priorities of actions the group drives across all wards. This group will support the All Wales Dementia Pathways of Standards Dementia care specifically Workstream 4. This includes the "All Wales Hospital Friendly Charter" Premier planned for 6th April. Supporting the anticipating Hospital Charter the Grange University Hospital (GUH) has already established a 'GUH Dementia Subgroup'. 4 wards have volunteered to be part of the National Pilot of the VIP ward improvement tool.

Coloured Walking Frames

In November 2021, the Physiotherapy team at Ysbyty Aneurin Bevan agreed to pilot the introduction of the coloured walking frames to identify if this initiative had an impact of patient experience and patient falls. An evaluation of this report is on-going.

Patient Stories and Learning Events

A number of digital patient and relative stories have been developed and have been used to promote awareness of particular issues faced by patients and also used to support listening and learning events. These stories have been very powerful and galvanized the improvement agenda.

Digital Connections

The need for connection has never been greater, especially for patients and their relatives and friends at a time when visiting has been so restricted. The Person Centred Care Team has encouraged volunteers to train as Digital Companions to support patients in either using their own devices or hospital devices to connect with loved ones. The requirement for this will be on going as there will always be times when relatives/friends cannot visit such as those that live away or are unable to visit for health reasons.

Equality and Diversity Training

A number of awareness sessions around equality and diversity were undertaken in March 2022. This has included awareness around the need for people who are Deaf, people who have hearing impairment, people who have sight impairment, the needs of people from the LGBTQ+ and minority ethnic communities as well as sessions looking at neurodiversity and autism acceptance.

The Health Board also began to run its Active Bystander training session, providing staff with the knowledge and confidence to challenge unacceptable behavior and create a more inclusive workplace culture as well as meet the Welsh Governments aim to be an Anti-racist country by 2030.

Patient Liaison Officers (PLO's)

The PLO Service is now fully established within the A&E Service with PLO's working between the hours of Mon-Sun 8am – 8pm answering patient relatives enquiries throughout this period. During Out of Hours, the Switchboard staff have introduced a call logging method to help with callers who may phone multiple times for information during the night. The details are passed to the PLO team at the start of their shift in A&E the next morning who then contact the caller. The callers appreciate that they are getting an indication that they will be getting a call-back and it reduces the continuous cycle of calling going unanswered which in turn heightens anxiety and distress causing more complaints.

Calls Taken by PLO's:

Jan 432

Feb 527

March 379 (to date)

Feedback from a patient's wife:

I am not sure who the PLO was on Sunday 13th March, but I needed to ring to say how amazing they were. My husband had been brought into resus at the Grange seriously unwell and I didn't know if he would have made the night, I cannot thank the PLO enough for all the help she gave yesterday.

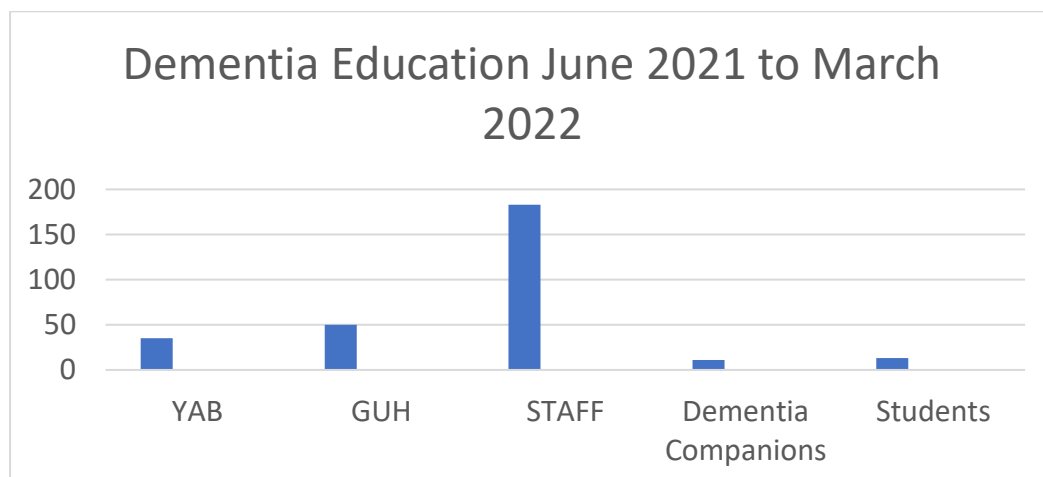
On a positive note, my husband made it through the night and although not out of the woods yet, they are hoping to move him to a ward.

Dementia Training

Due to increased training, from a baseline of 60%, staff compliance with online **All Wales mandatory dementia awareness** has increased to **83.26%.**

Additional training has been provided with Dementia and Meaningful activities and Engagement for Hospital staff 268 staff have attended these session so far, and 11 Dementia Companion Volunteers.

Training included dementia awareness, meaningful activities, behaviours that challenge, 3Ds (Dementia, Depression, Delirium). The GURT (age simulation suit) provided staff with experiential learning. Staff and volunteers evaluated the training is excellent, increasing their confidence to care for a person with dementia.



A series of learning sessions were commissioned from Cruse around Anticipatory Loss and Dementia. Three sessions took place between February and March (total of 25 attendees) with 3 further sessions booked for April.

Nutrition and Hydration (Dementia Care)



Several developments are taking place to support improvement in nutrition and hydration which include Dementia care. The use of the "Red Tray" to alert staff to patients who require support around mealtimes have been re-introduced to the ward. Training includes raising staff awareness of the benefits of snacks and finger foods to support people who like to eat little and often, often whilst walking, was limited.

The Nutrition and Hydration Group are now auditing this aspect of care, as well as supporting training around nutrition and hydration for staff and the Red Robin Volunteers.

Citizen Feedback Portal (CIVICA)

A number of Patient Reported Experience Measure Surveys (PREMS) have been undertaken across the Health Board. However, there is no structured approach collecting, actioning or reporting them and relies on a physical presence of staff to ask the survey questions. There is a business case in progress to request that the Health Board adopt the Once for Wales Patient Feedback System, Civica, which will allow real time feedback from patients

across all divisions of the Health Board. The software will enable patients to feedback and reports to be generated instantly.

Options, Advice and Knowledge (OAK) Patient Education

People need reliable information in order to be able to manage their conditions or to be involved with shared decision making. The Person Centred Care Team manage the Options, Advise and Knowledge (OAK) sessions for Osteoarthritis of the Knee and Menopause.

OAK Knee has moved from face to face sessions prior to the pandemic to remote (Teams) sessions and now runs twice a month. 61 patients have attended an OAK OAK Knee session this year (April 2021 to March 2022). OAK Menopause was developed in 2021 as a remote session, commencing in October. This also runs twice a month and 97 people have attended an OAK Menopause session. Both sessions have evaluated well.

Casglu

Casglu is a card game, created and designed by the Person Centred Care Team in collaboration with the Welsh Language Unit. The design of the pictures and sentences came from children in Welsh medium education in Torfaen and Newport supported by our partners Menter Iaeath. Funding for the development and production was provided by the RCN Foundation and Welsh Language Unit.

The game was developed to:

- Support learners including staff, students and volunteers. The game will aid in learning the language and also in putting it into practice
- Be a resource for Volunteers in ABUHB to support patients with meaningful activities
- Be part of the resources available for Intergenerational Activity in Care Homes and Community Wards.
- Provide a Welsh Language resource on Children's ward in ABUHB hospitals

We look forward to seeing the game played across our communities and generations, bringing a little bit of joy and promoting and enhancing the use of the Welsh language.

Mental Capacity Act and Liberty Protection Safeguards Consultation and Engagement

We have been proactively engaging with professionals, service user groups, paid carers and families in relation to the forthcoming implementation of Liberty Protection Safeguards, and the revised Mental Capacity Act code of practice.

Working with our Local Authority partners, we have arranged and hosted a series of virtual conferences to support participation in the long awaited

consultation on a new MCA code of practice and regulations for LPS implementation, as well as providing substantial regional briefings for staff and stakeholders.

In addition to a programme of regional briefings ABUHB has recorded 2 podcasts in relation to LPS implementation and developed several Mental Capacity Act training films.

Following the official launch of the consultation on the regulations and code of practice for the revised Mental Capacity Act and Liberty Protection Safeguards we will continue our work consulting on LPS implementation.

Putting Things Right

Patient experience and listening and learning from feedback is a key element of evaluating services and outcomes and a measure of the impact of how we are performing. One way of evaluating patient experience is via formal complaints data.

Throughout 2021–2022, Aneurin Bevan University Health Board complied with the National Health Service (Concerns, Complaints, and Redress Arrangements) (Wales) Regulations 2011 regarding the Putting Things Right process.

We received 3,295 complaints in 2021-22 (including, in the case of Welsh NHS bodies, concerns reported under Part 7 of the Regulations relating to cross border services). This is a 48% increase when compared with 2020/21, when 2,224 complaints were received.

- 1,937 individuals were classified as CONCCO (formal complaints)
- 1,351 had an Early Resolution
- 7 CONCLA (Redress)

The top three themes raised during this period were:

1. Waiting times/delays/cancellations
2. Communication/Information
3. Clinical treatment/assessment

Waiting times/delays/cancellations

Concerns about hospital wait times, delays, and cancellations were raised in response to national guidance issued and restrictions enacted. These remained constant throughout the reporting period as the Covid-19 picture shifted and evolved.

The Mass Vaccination programme was established in response to complaints received regarding housebound patients' access to Covid vaccines during the initial vaccine rollout. This resulted in modifications to the subsequent planning and delivery of the booster programme.

Communication/Information

In January 2021, a pilot telephony support line was initially established to alleviate the pressures placed on clinical teams by the Covid-19 Pandemic.

A further review of concerns managed through 'early resolution' identified that communication issues continued. This has led to increasing anxiety for relatives who are unable to visit loved ones. During discussions with Switch Board leads, they indicated a significant increase in calls from relatives, especially during times when families would have been visiting.

We recognised the need for additional support on the wards and actively recruited ward clerks and ward assistants.

Putting Things Right has also been identified as a pilot site for Sign Live. This is a video relay service with dedicated British Sign Language interpretation that is available 24/7, 365 days a year. It is an 'on demand' service that would enable us to connect to a qualified and experienced interpreter in less than a minute. Being able to trial would allow us to prove the concept that accessibility for Deaf people is improved and that it is a value based, cost efficient system.

However, there are ongoing issues with the Sign Live pilot which was scheduled to commence in February 2022. We are continuing to explore solutions to enable this pilot to take place.

Clinical Treatment/Assessment

Waiting times remain a key concern for patients both for planned and unplanned care. The pandemic impact on waiting lists is a key concern for those waiting, along with the challenges in accessing urgent care for Covid and non-Covid reasons.

The establishment of a formal Planned Care recovery oversight Programme will focus on Planned Care recovery and support for patients whilst awaiting surgery including optimising their health pre surgery. The Urgent Care Board continues to focus on patient's assessments and ambulance waiting times. Optimising Planned Care recovery through green/protected eLGH spaces will be led by the newly formed Planned Care Transformation Board.

Redress

During 2021/22, the Redress Panel heard 36 cases, seven of which were historical in nature.

3085 complaints were resolved in total during the reporting period, with 1,804 being formal and 1281 being early resolution. The number of resolved complaints will not equal the number received, as some may not be resolved during the reporting period.

Public Services Ombudsman Wales (PSOW)

The Health Board received notification of 121 complaints that had been referred to the Public Services Ombudsman Wales (PSOW) for 2021/22. Of these, 33 were anonymous (All anonymous cases are closed on receipt).

Of the 88 identifiable complaints, 52 related to complaints received by the Health Board during 2020/2021 and 6 from 2020/21. This is due to the time it takes for concerns to be referred to the PSOW by a complainant and then notification received by the Health Board from PSOW. As of 31 March 2022, 28 cases remained open on the Health Board's Datix reporting system.

Improving Safety - Learning from Serious Incidents

From 14th June 2021, the National Reporting Framework replaced the Welsh Government Serious Incident reporting criteria. Historically, the focus of incident reporting at a national level has been to examine in detail specific Serious Incidents as set out NHS (Concerns, Complaints and Redress Arrangements) (Wales) Regulations 2011 (the Regulations), primarily through the use of Root Cause Analysis. The new National Patient Safety Incident Reporting Policy (May 2021) aims to bring about a number of key changes to national incident reporting.

In 2021/22, there were 25 reportable incidents. 21 incidents were managed through the Serious Incident Process as Red 1 (Corporate-led) investigations, while the remaining four were managed as Red 2 (Division-led) investigations. An additional 241 incidents that would have met reporting criteria in the past were reviewed and thoroughly investigated as if they had been reported.

A robust internal investigative process, in collaboration with external partners, is maintained across the Health Board, ensuring that actions and, more importantly, learning continues.

Learning

Despite the Pandemic, learning events and thematic analysis of concerns have been strengthened.

A work programme has been developed for 2022/23 based on the issues identified in 2021/22. In July 2022, a PTR Annual Report will be published.

Delivering in Partnership

In response to the Covid-19 pandemic, the Gwent Test, Trace and Protect Service and ABUHB Covid-19 Mass Vaccination Programme have been delivered in an integrated, collaborative approach with partners and with the involvement of local communities across the Health Board area to prevent transmission of infection and serious illness and enable long term recovery.

The formation of a single **Gwent Public Services Board (PSB)** has brought together the Health Board, the five local authorities in Gwent and wider partners to work in partnership to improve well-being. By bringing together what were previously five smaller local authority PSB's into one regional PSB, the work of Gwent PSB has demonstrated **integration** and **collaboration** by accelerating partnership arrangements to develop integrated approaches to wellbeing in the Gwent region. **Involvement** has been demonstrated in 2021/22 through the development and public consultation on the Gwent Well-Being Assessment report and findings.

A copy of the final Gwent PSB Well-being Assessment is available at: <https://www.gwentpsb.org/en/well-being-plan/well-being-assessment/>. The Assessment provides an analysis of social, economic, environmental and cultural wellbeing in Gwent. It recognises positive features in the region, such as Gwent's diverse economy and rich culture, but also some of the challenges in terms of inequalities associated with socio-economic deprivation and the pressure on natural resources.

To respond to the findings of the Well-being Assessment, Gwent PSB is working on the development of a Well-being Plan. In producing the plan, it has been agreed that there will be a focus on three themes: health inequalities (inc housing), the environment, and community cohesion.

Thinking **long term** and **prevention** are being taken forward through the decision of Gwent PSB to become a 'Marmot Region' and accelerate a journey to go further and faster on addressing the social determinants of health which are the 'causes of the causes' of poor health.

The health inequalities response analysis is being led by the ABUHB Director of Public Health, with the analysis being undertaken by Gwent Local Public Health Team. It is being drafted to align with the decision of Gwent PSB to become a Marmot Region. This means that the actions to address health inequalities will be viewed through a social determinants of health model as expressed through eight Marmot principles. These principles are:

- Give every child the best start in life;
- Enable all children, young people and adults to maximise their capabilities and have control over their lives;
- Create fair employment and good work for all;
- Ensure a healthy standard of living for all;
- Create and develop healthy and sustainable places and communities;
- Strengthen the role and impact of ill-health prevention;
- Respond to climate change;
- Address structural racism.

Gwent plans to be the first area in Wales to become a Marmot Region, following on from other cities and regions, including Manchester, Coventry, and Cheshire and Merseyside. By becoming a Marmot Region Gwent PSB is committing to a determined and joint effort to true partnership working across of number of areas to improve the lives of all, but in a way that is

proportionate to the level of need. The Health Board is funding the initial phase of the proposal by partnering with University College London Institute of Health Equity.

Over the course of 2022/23, a programme of work will be established under Gwent PSB to explore each of the eight principles and agree where action is required to address the underlying socioeconomic differences in life expectancy and healthy life expectancy in Gwent. This work is being facilitated and supported by the UCL Institute of Health Equity with involvement from Professor Sir Michael Marmot. An update paper on the Marmot Region work will be presented to the next meeting of Gwent PSB on 30th June 2022.

Gwent Regional Partnership Board (RPB), established under the Social Services and Wellbeing Act (Wales) 2014, brings together ABUHB, the five local authorities of Gwent along with regional third sector representation to meet the care and support needs of people in their area. RPBs are tasked with improving the well-being of the population, and the way in which health and care services are delivered.

Our continued collaborative response has also brought about additional mechanisms bridging statutory partnership functions of the Local Resilience Forum and Regional Partnership Board. The Community Care Sub-Group provided a vehicle for joint oversight for operational pressures across the health and social care system, and a key mechanism for the governance of the Gwent Regional Winter Plan.

Gwent Regional Winter Plan

The Health Board winter plan was developed in alignment with the All Wales Health and Social Care Winter Plan 2021-22, following the priorities established. This was then integrated with the social care response to that plan, to develop a Gwent Regional Winter Plan under the governance of the Regional Partnership Board.

Whilst the plan is outlined against the national priorities below, thematically there were three key components to the plan:

1. Additional human resource within our system
2. Additional bed capacity (hospital/community)
3. Additional third sector contracts

Priority 1 within the plan focussed on the vaccine and immunisation booster programme, and the revised approach to test, trace and protect services. COVID-19 vaccine uptake rates by care staff were reviewed on a weekly basis by the Community Care Sub Group to ensure health and social care collaboration to achieve high uptake by the care workforce.

Priority 2 and 7 centred round prevention and keeping people well. Communications in this respect were undertaken via ABUHB and through the Gwent Warn and Inform Group under the Gwent Strategic Co-ordination

Group that was standing for much of the winter period. As a key component of the Health Board's restart and recovery, and to support respiratory pathways as part of winter resilience, a spirometry hub was successfully established in December 2021 to provide direct access via GP referrals.

Activity to support **Priority 3** – maintaining safe health services – provided for additional capacity across the system, ensuring mental health support was available in our emergency department at GUH and extended working hours to provide additional Older Adult Psychiatric Liaison. In recognition of the system pressures and workforce constraints within the system, there was emphasis within Priority 3 on creating additional capacity to support flow within the system. The ability to discharge patients from hospital was significantly impacted by the capacity constraints faced by social care.

A Step Closer to Home pathway was established to utilise available care home capacity to provide step down care for patients who were unable to return home without support. A pathway was developed with social care colleagues to support decision making for patients suitable for the pathway. On average 12 patients have been supported via this pathway every month. It was intended patients would be placed on this pathway for approximately 6 weeks, in alignment with existing step down utilisation, but the social care capacity constraints in the community resulted in an average length of stay of 12 weeks for patients.

This pathway was established complimentary to the Step Closer to Home Unit and Direct Admission Pathways developed and tested by Primary & Community Services over the winter period. Furthermore, the recruitment of community reablement assistants enabled some patients to be discharged home for further assessment, along with the Health Board's complex care team providing assistance with the commissioning of community packages of care to further support patient discharge.

A review of the Step Closer to Home pathway is currently underway by colleagues from health and social care to define the optimum model aligned with the wider step up/down capacity across the region. The outcome of this review will be reported to the Health System Leadership Group early July, followed by the Gwent Adult Strategic Partnership.

Priority 4 –the Gwent Regional Winter Plan placed significant emphasis on improving the resilience of the domiciliary care sector in support of the 'Maintaining our Social Care Services' priority in the All Wales Winter Plan. Existing packages of care were reviewed to release capacity where possible along with Gwent Regional Partnership Board providing over £1million to support an increased salary for community care staff. This additional payment was intended to mitigate further loss of workforce capacity over the Christmas retail period, when retail sector pay rates are significantly higher than that of the care sector. In partnership, a number of alternative approaches were tested, such as a micro enterprise pilot within one of our localities, and support for additional specialist equipment via our regional GWICES service.

Priority 5 – Supporting the wellbeing of our Health and Social Care Workforce has been a key consideration of the plan and regularly discussed within the Community Care Sub-Group. ABUHB has implemented additional wellbeing support for its workforce.

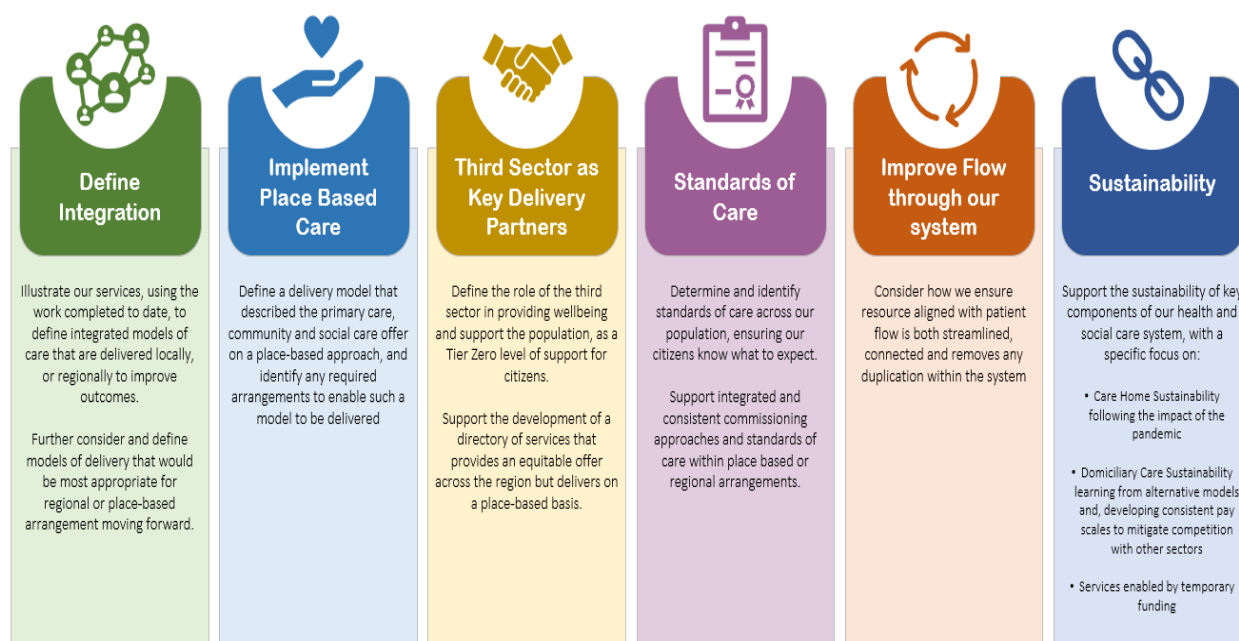
Priority 6 – Supporting unpaid carers was a key component of the social care restart and recovery programmes, and reflects the existing work and commitments of the Regional Partnership Board. Additional grants have been made available to unpaid carers, and alternative respite solutions offered where viable.

Priority 8 – Working in partnership – The Community Care Sub-Group reviewed weekly figures regarding the workforce position within social care, and sought to maximise the use of the Step Closer to Home Pathway to support discharge from hospital.

Gwent RPB Programme

2021-22 marked a transition period for Regional Partnership Boards across Wales, with the impending cessation of the current partnership funding model in March 2022, due to be replaced by a single coherent source of revenue funding to support transformation and integration. Gwent Regional Partnership Board have discussed and considered its priorities to support longer term planning during this transition period. These new priorities place significant emphasis on care closer to home for all priority groups for integration, and enabling an infrastructure within our partnership that supports delegated tiers of delivery, shown as figure 1 below.

Figure 1. RPB Strategic Priorities [July 2021]



To facilitate this transition period, and to support continuous efforts to address the challenges within our system, Gwent Regional Partnership Board endorsed a programme transition plan for 2021-22 to support both

partnership and organisational financial planning, and the consideration of an established portfolio of funded activity.

This work identified over £19million of services that needs to be sustained across the RPB system, with recognition that work is needed to improve the joint and seamless care pathways across the system to achieve better outcomes and whole system performance.

Welsh Government has made a 5-year commitment of revenue funding for Regional Partnership Boards. This revenue funding, now known as the Regional Integration Fund (RIF), brings together previous funding streams provided to RPBs into one source of strategic revenue funds, providing £26.8m for Gwent annually, from April 2022 to March 2027. The funding model comprises four key elements introducing a tapering approach during the course of the 5-year programme, intended to promote sustainability.

The key message identified within the Welsh Government RIF guidance is the requirement for Regional Partnership Boards to utilise funding to deliver a programme of change over the next 5 years. There is emphasis on the learning from both the Integrated Care Fund and the Transformation Fund, and the desire to create sustainable system change through the integration of health and social care services. The Regional Integration Fund is described as a key lever to drive change and transformation within the health and social care system, with Regional Partnership Boards tasked to consider how they deploy their collective resources, including both partnership funding and wider core resources to meet their objectives.

The key features and values of the Regional Integration Fund are identified as:

- C. A strong focus on prevention and early intervention
- D. Developing and embedding national models of integrated care (also referred to as models of care within the guidance)
- E. Actively sharing learning across Wales through communities of practice
- F. Sustainable long-term resourcing to embed and mainstream new models of care
- G. Creation of long-term pooled fund arrangements
- H. Consistent investment in regional planning and partnership infrastructure

The models of care referenced within the guidance have been developed with the intention of ensuring citizens experience an effective and seamless service, with the intention of nationally embedded models of care as an output of the Regional Integration Fund. The models of care are identified as:

- Community based care – prevention and community coordination
- Community based care – complex care closer to home
- Promoting good emotional health and wellbeing
- Supporting families to stay together safely, and therapeutic support for care experienced children

- Home from hospital services
- Accommodation based solutions

Significant work has been undertaken within the Regional Partnership Board to develop plans for use of the Regional Integration Fund. These plans reflect the learning from the existing funded portfolio (from both the Integrated Care Fund and Transformation Fund) and wider system challenges and will bring to fruition 18 strategic regional programmes aligned with both the priorities of the Regional Partnership Board and the models of care established within the RIF Guidance.

Given the broad scale development work needed across the partnership to develop and deliver new programmes of transformational change, Gwent RPB has agreed to use the time up to December 2022 as a development period to enable outcomes focussed planning across all programmes, to provide clear benefits realisation plans and financial sustainability plans.

Workforce Management and Wellbeing

Ensuring safe staffing levels

Safe staffing levels across all professions remained a priority albeit this has been challenging at times due to the ongoing impact of the Covid-19 pandemic. The workforce data in the Remuneration and Staff Report at page 157 demonstrates increased levels of staff absence and staff required to self-isolate as a result of contracting Covid-19 or being contacted by track and trace as a close contact.

Staffing levels are monitored daily by professional teams to ensure the ratio of staff: patients remains as safe as possible at all times. Vacancies are also regularly reviewed and recruited to as quickly as possible, often using a variety of recruitment strategies relevant to different roles and professions. As of March 2022, there were 195 WTE Registered Nursing vacancies and 154 Medical vacancies (this includes all medical grades). This is a slight increase on the vacancies for the previous year due to an increased demand for staff and turnover, although the opening of the Grange University Hospital in 2020 increased the headcount of staff by 373 overall.

On an annual basis, we forecast future vacancies and plan the future workforce requirements through educational commissioning submission to HEIW. This requires careful consideration of likely turnover and retirement rates to ensure that the clinical workforce (e.g., nurses, therapists and scientists) remain future proofed. This is a complex task that also reflects the changes in workforce models as a result of increased Multi-Disciplinary Team (MDT) working, skill mix and other service changes.

In September 2021, the Executive Team endorsed the review of medical junior rotas in consideration of published safer staffing principles from the Royal College of Physicians (RCP) to meet the minimum threshold for safer medical staffing. This review included the impacts of additional beds

(inpatients) and inpatients requiring increased levels of care. Investment was approved to recruit an additional 21 doctors and to date, 15 doctors have been recruited successfully by internal recruitment methods and working with recruitment partners such as NHS Professionals. The newly recruited doctors will support safe levels of care across the hospital sites, especially during the night and at weekends.

We have also invested in additional Registered Nurses and support staff for the Emergency Department at GUH as well as Reablement Assistants to provide care for patients within community settings.

Nursing staffing establishments have been reviewed against the agreed anticipated expansion or extension of Nurse Staffing Levels Act (Wales) 2016. This year the paediatric nursing staffing establishments have been reviewed and endorsed by the Health Board.

A number of reviews continue to be undertaken to support service improvement and right sizing of the workforce through safe staffing levels. These include therapies and pharmacy services.

Identifying and training staff to undertake new roles

The Health Board is committed to supporting all staff to achieve their career aspirations and to be an employer of choice for new and existing staff.

An exciting new apprenticeship scheme was implemented in the Autumn/Winter of 2021 with the first cohort of Aneurin Bevan Apprentices recruited. There are now 28 apprentices supporting clinical and non-clinical teams across the Health Board in both hospital and primary care settings. The apprentices study an NVQ qualification whilst 'training on the job' as a Health Care Support Worker (HCSW), Apprentice Administrator or Facilities Apprentice. The ambition is for apprentices to grow their career with Aneurin Bevan University Health Board and become the clinical registrants and/or managers of the future. In addition to the HCSW apprentices, we have supported over 100 HCSW's to complete, or work towards a nursing degree to become a registered nurse and develop their career, in some cases these staff have progressed to a ward manager role.

In addition to apprentices, we have worked in partnership with employability schemes such as Kickstart and Restart, with the intention of securing long term employment for those living in the local community and seeking work. Kickstart works with those under the age of 25 and so far, we have supported 12 kickstart placements in a variety of departments. In addition, there have been a small number of additional staff recruited through the Restart scheme and we will continue to develop this work throughout 2022/23.

We have introduced a number of new roles including Psychological Wellbeing Practitioners in Primary Care who are the first point of contact for people with mild to moderate health concerns. We have also extended the scope of practice in a number of areas such as nurse specialists in

endometritis and advanced practitioners in radiology to support enhanced radiology reporting and interventional/screening procedures. The role of the Physician Associate (PA) has also been expanded across a range of specialties which has been invaluable throughout the pandemic. Pharmacy Assistants have also been introduced to support the management of medicine across wards and Paediatrics has recently incorporated Assistant Practitioners to support clinical teams.

Throughout the period, ward teams were strengthened by the 'Core Care Team' which included new roles such as Roster Creators, Ward Assistants and Assistant Practitioners. This supported safe staffing levels and also provided that critical communication between the patient, clinician and the family, this was particularly important when hospital visiting was suspended.

Staff who supported the administration of the Covid-19 vaccine completed additional training on-line and fulfilled a practical competency-based assessment. This included clinical staff who were trained to administer vaccines (e.g., flu vaccine) as they required a thorough understanding of the Covid-19 vaccine. The training pathway was delivered in partnership between Workforce and Organisational Development and the clinical immunisation lead.

Talent and succession planning plays an important role in identifying and supporting leaders to develop their capability to lead effectively in their roles and across the complexities of the organisation. We continued to work closely with HEIW to develop role profiles to enable us to support effective talent and succession planning work including being the first Health Board to use the Gwella talent digital tool. The Health Board's Leadership and Management Framework has also been reviewed and is designed to maximise the potential for talent and succession planning across all leadership and management roles, including clinical and medical leadership. The Framework is accessible to all staff via the Health Board intranet pages.

In addition to open access programmes, an Academy and Alumni for Senior Nurses and Midwives has been developed. This is underpinned by a competency framework, and 7-month development programme and alumni network. The first cohort is planned for April 2022.

We continue to review our performance management processes to support staff. The current PADR (Personal Appraisal Development Review) document supports individuals planning a change of role and strategic PADR forums are held quarterly, with nominated PADR Leads across the Health Board. The forum aims to enhance quality and continuous improvement of PADRs.

Training and use of retired staff

The Coronavirus Act 2022 has supported staff returning to clinical practice by joining a temporary register to support patient care throughout the pandemic. There is also an opportunity for those staff to re-join a permanent register to continue working in a clinical capacity if they wish.

The NHS Pension Scheme regulations were extended to allow staff to access their pension and return to work immediately (whilst in receipt of their full pension benefits) and this will remain in place until 31 October 2022. This has allowed staff to return to work immediately after retirement and continue their existing working commitments, or increase them, while still receiving their full pension benefits.

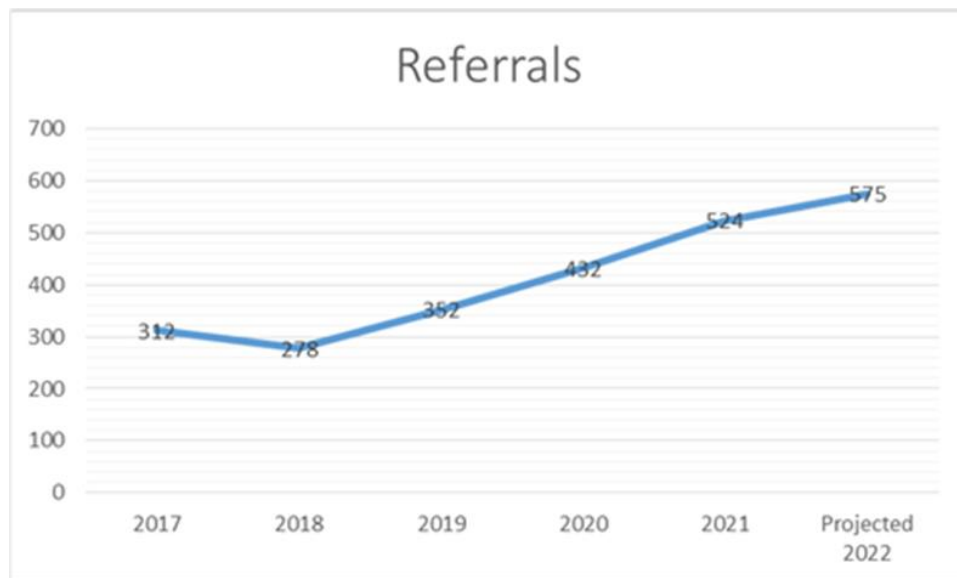
During this period, 123 staff retired and were supported to return to work with the relevant training and registration.

Wellbeing initiatives for staff

Staff Health and Wellbeing continues to be a key priority for us to ensure that our staff feel supported, healthy, engaged, and proud to work for us and is front and centre of our workforce and organisational development strategy for 2022-2025; our People Plan. The Staff Wellbeing service is underpinned by the data collected within the Quarterly Wellbeing Survey which has been deployed 5 times with the next being deployed at the end of April 2022. The current data sets encompasses ~15,000 responses to date.

There have been several key staff surveys which resulted in a reduction in staff wellbeing scores and the Board sponsored the design and launch of the #PeopleFirst project. This project is designed to support staff re-engaging and re-connecting with their work and colleagues to maximise their experience at work. The project has currently facilitated 25 engagement sessions where the Executive Team, members of Wellbeing and OD team have met with over 200 staff with 140 issues being actioned.

We have continued to support staff at the start, during and towards the end of the pandemic, with 2021/22 culminating in a number of new initiatives which puts staff experience and well-being at the forefront of everything that we do. We do not underestimate the impact that the past two years have had on staff from both a personal and work perspective. We are determined to ensure that the support mechanisms in place will continue into the next year as the pandemic becomes endemic in society. The demand for wellbeing services has increased in a linear fashion since 2017 (312 referrals) to this year (575 referrals) as shown in the graph below.



We have invested in the employee wellbeing team to provide additional psychological support and is combined with a new website accessible to all staff, which delivers bilingual and evidence-based reference materials. Targeted support is also provided to individuals, teams and Divisions for those staff dealing with excessive workload. The pathways for support include:

- Psychoeducation
- Counselling
- Clinical Psychology intervention
- Clinical Psychology and Counselling

In addition, the team have recently launched a Psychological Trauma service, the first of its kind in Wales. For context, within the Health Board there are 59 members of staff who meet the criteria for this service, of which 40% are Covid-19 related, and 93% reaching recovery (as a comparison the like for like data in England is 50% to 60%).

As a further extension to support to staff, we have moved closer to the development of a Wellbeing Centre of Excellence model with work underway to renovate and create the Centre, completion is expected in autumn 2022. This 'Centre' will lead the way in NHS Wales and supports the priority placed on employee engagement and Wellbeing within 'A Healthier Wales'. The intention is:

- To offer ABUHB staff the best quality evidenced based psychological care in the NHS.
- To focus on employee experience, thriving and prevention.
- To develop national expertise in supporting teams/systems to recover from the pandemic.
- To support innovation and research in collaboration with local Universities.
- To work closely with OD, ABCi and ABUHB Leadership.
- To offer expertise to other Welsh public sector organisations.

The Occupational Health Team also provide support to staff and volunteers as well as providing advice on long term conditions, including long covid to support staff remain and return to work. Particular focus has been made to supporting staff to return to work on adjusted duties and/or a phased basis as well as seeking alternative roles for those staff where it has been deemed that the likelihood of resuming their substantive role could put them at risk of harm.

“Chill out in the Chapel” has continued this year, supported by the Chaplaincy Service who provide pastoral, spiritual and religious care for all staff, and offer a confidential listening ear at a number of our key sites. This includes spiritual and/or religious care for everyone, leading worship and offering prayer.

We recognise that wellbeing may be driven by, or associated with, different forms of poverty and exclusion and this is included as part of our equality, diversity and inclusion programme. In response we have developed a range of activities as part of our People Plan 2022-2025 which are aimed at ensuring the workforce is more reflective of the population we serve and opening up the NHS as an employer to communities who have not historically identified the NHS as a potential place of employment. As part of our Socio-Economic Duty this supports communities of interest and those where socio economic disadvantage is prevalent.

As part of our equality, diversity and inclusion work, we have undertaken a range of approaches with our staff which includes, listening exercises and ensuring that their experiences and views are taken into account. This approach also includes providing safe spaces for staff to raise any concerns about protected characteristics via staff networks and Menopause cafes. We have successfully run a suite of diversity networks, engaging with staff on topics and the development of a fortnightly newsletter along with supporting an understanding of inclusion matters through awareness, training sessions and video resources. This will be further supported by the review of a range of evidence from local and national sources and we are proud to have pledged to commit to the Zero Racism Wales Policy.

We are delighted to have recently been awarded both the Platinum and Gold Corporate Health Standard Award. The Health Board has now held the Platinum Award since 2015 and the Gold Award since 2011. The Corporate Health Standard is a continuous journey of good practice and improvement. The latest Platinum assessment in September 2021 acknowledged the excellent progress the Health Board is making in its sustainability agenda and the vision for the Health Board to contribute to the wellbeing of the future generations of Wales.

Risk assessments and shielding of staff

During the first and second Covid-19 pandemic waves, guidance on shielding was provided by Welsh Government. This had an impact on our staff, as well as our local communities and volunteers i.e., those who were

clinically vulnerable should no longer attend the workplace. Whilst shielding formally ended on 1st April 2021, we have continued to support those staff who had previously been shielding to return to work safely and in some instances to a different role to reduce risks associated with contracting the virus.

The Covid-19 Risk Assessment was an important tool to assess the individual risk posed by Covid and over 80% of the staff completed the assessment which resulted in a variety of adjustments including working in Covid secure areas (where the risk of Covid was low). The safety of our staff remains our primary concern and we continue to work with Divisional teams, staff side representatives and bank and agency workers to support completion of the Covid-19 workforce risk assessment.

Review of Covid-19 staff deaths

Sadly, there were three staff deaths due to Covid-19. A review has been undertaken which confirmed that two of the staff were likely to have contracted Covid within the community and based on the high positivity rates at the time, the review could not determine whether the third member of staff contracted the virus as a result of workplace exposure or within a community/social setting. The families of the staff were supported by the Health Board and the relevant policies adhered to, with learning measures progressed immediately.

Training Staff to support COVID-19

It is recognised that during the previous year and in response to wave 1 and wave 2 of the pandemic services adapted ways of working and connecting with patients. This resulted in the requirement of training and deployment of staff according to skill and greatest need. This required intense programmes of clinical skills training for new and existing staff which we have continued to consolidate over this period.

During this year services have focused on recovery plans with staff returning to work in their substantive roles where this has been possible. This has been an incremental approach and has not lost sight of the advances made regarding different models of working which have emerged during the pandemic such as virtual appointments and consultations for patients.

In addition, staff have continued to work in an agile way, working at home or in various locations whilst making greater use of technology to support the delivery of services. This has included the rollout of Microsoft 365 software package which has been supported by staff training and tutorials.

The rollout of the COVID vaccine booster programme has continued to require additional staff to work in mass vaccination centres. This has been achieved through a combination of overtime, additional hours and a significant redeployment exercise to support the requirement to “surge” the delivery of the booster in December 2021.

This meant that nearly 600 staff were redeployed, many of whom required urgent training to ensure competence in administering the vaccine. Staff training was scheduled 7 days per week with online and practical modules delivered.

It was acknowledged that asking our staff to work differently and to be redeployed once more would be difficult for some. Supporting staff wellbeing during redeployment has been a core feature of our redeployment principles and processes.

Staff and Partner Engagement

The Health Board has a variety of forums and processes to support staff and partner engagement, both formally and informally. The Trade Union Partnership Forum (TUPF) reports directly to the Board and provides the formal mechanism for consultation, negotiation and communication between our staff and the Health Board, embracing the Trades Union Congress principles of partnership. A strengthened partnership approach with TUPF and the Local Negotiating Committee (LNC) established early in the pandemic and continued to date has meant that changes and urgent decisions were discussed and agreed at pace.

Communications & Engagement

In 2021/22, we have strengthened our Communications and Engagement activities with our staff, the public we serve, and our partners. This has been of real benefit during the COVID-19 Pandemic, and we have also continued to develop and innovate during this period. Our Communications and Engagement activities are described below.

The Health Board has continued to lead the way on the use of Engagement and Digital Communications, as well as more traditional methods of sharing important messages.



During the past year, the Health Board's Communications and Engagement Team has focused on:

- Helping local residents understand the recent changes to our healthcare system;
- Providing a 'trusted voice' to convey timely and accurate information;
- Increasing face-to-face and digital engagement with local people;
- Reaching more people with important public messaging;
- Improving our engagement with diverse and hard-to-reach communities;
- Responding to comments and concerns, helping and reassuring people throughout the Covid-19 pandemic; and
- Ensuring our staff are well informed and supported in their roles.

During the past year, we have seen the numbers of our Facebook, Twitter, Instagram and Youtube followers continue to grow, with more and more people communicating with us through these social media channels. The Health Board has also launched a TikTok account to reach different audiences.



We have undertaken a series of high-profile Social Media campaigns through our Communications and Engagement Team, but also in partnership with other NHS bodies in Wales and wider Community Partners, such as Local Authorities and Third Sector bodies. These have included a particular focus this year on accessing the right healthcare services, the COVID-19 Pandemic response and vaccination programme, recruitment, and celebrating our staff. We also continued and developed our Clinical Futures campaign to inform and engage people on the changes to NHS health services in the Health Board area. In March 2022, we sent an updated information booklet to every home in the region. To view this booklet in a variety of formats and languages, please visit our website: <https://abuhb.nhs.wales/clinical-futures>



Our 'Digital First' approach has continued to develop significantly in the last year. The Health Board actively engages and interacts with our patients, the public and stakeholders through Social Media. This is done in real time, through patient and public questions on services, their current experience of our services, and the quality of their care. The Communications and Engagement Team has invested significant time in co-ordinating and responding to patient and public approaches on a day-to-day basis.



This year we have further expanded our use of graphics, video clips, patient and staff stories, and live Question and Answer sessions to support our more traditional forms of Communication and Engagement with the public and stakeholders.

A new animated video was produced to explain how best to access our services. As well as being shared online and on waiting room screens, the video was used as a trailer in cinemas in the Health Board area.



However, we know that not all local residents want to receive information through digital platforms, so the Health Board has focused on more traditional ways of communicating, as well as finding new ways to reach people. We have produced advertising banners, posters and television screen content for GP surgeries and hospital waiting areas. Our posters have also been displayed in local pharmacies and on buses. We also ran a successful poster campaign targeting people through pubs, taxis and takeaways which helped to direct ill or injured people to appropriate health services. We have also used our Health Board delivery vans as 'moving billboards' by producing eye-catching ads to display on them as they drive around Gwent on a daily basis.



We also formed partnerships with local organisations such as Dragons Rugby, who shared our messages on pitch advertising during live broadcast matches.

During 2021, the Health Board launched a 'Work With Us' Engagement & Recruitment Roadshow to ensure equitable geographical engagement with communities to improve understanding of access to health care services, with a key focus on the use of the Emergency Department at The Grange University Hospital and Minor Injuries Units. The roadshow also provided an opportunity to promote a range of job roles within the Health Board and accept expressions of interest for a variety of vacancies.

Recognising the diverse communities that live within the Health Board area much work has been undertaken to ensure that all communities are engaged and communicated with in the most appropriate way. A Diverse Communities Health Forum was developed in early 2021 to strengthen relationships with partner organisations who support and already work with diverse communities and to develop initiatives to engage with all our communities.

A dedicated web page and social media plan were created, communication with stakeholders and distribution of posters displayed at locations in



advance of attendance. Over the course of the 88 locations visited by our specially commissioned double decker bus or pop-up gazebo, 2,000 face-to-face conversations with visitors have taken place and 360 expressions of interest received for job roles within the Health Board.

Geographical spread of events was well balanced with a focus to capitalise on routine, established events (market days), attendance at natural high footfall venues (supermarkets and town centre locations) and a presence at high profile events. The team also attended four Coleg Gwent campuses. The roadshows were supported by partners from local authorities and third sector organisations.

The Communications & Engagement Team has also been able to assist the Health Board's drive to recruit new staff into vital roles through Digital Marketing, Advertising and the 'Work With Us' Roadshows. This approach provides the Health Board with a reach that we could not achieve through traditional means and media.

Our roadshow and other engagement events around Gwent enable us to speak directly to residents and seek their views. Any feedback given is recorded by our Engagement Team and fed back directly to the Health

Board through a reporting system. Details of our engagement events are published and shared beforehand to ensure local people in each area are given the opportunity to come along and speak with us face-to-face. This helps to build mutual understanding and relationships with the communities we serve.

Well-being of Future Generations (Wales) Act 2015

The Wellbeing of Future Generations (Wales) Act is about improving the social, economic, environmental and cultural wellbeing of Wales. It has seven well-being goals and tells organisations how to work more sustainably together to meet their duties under the Act by following five ways of working.

During 2021/22, the Health Board has continued to work in partnership and adopt the five ways of working to deliver the Well-being of Future Generations (Wales) Act (2015) ('the Act')



In response to the Covid-19 pandemic, the Gwent Test, Trace and Protect Service and ABUHB Covid-19 Mass Vaccination Programme have been delivered in an integrated, collaborative approach with partners and with the involvement of local communities across the Health Board area to prevent transmission of infection and serious illness and enable long term recovery. New and more sustainable ways of engaging and treating patients have continued, such as virtual appointments/consultations for GPs and Consultants and enabling staff to work in a more flexible and agile way, including use of electronic meeting platforms.

The formation of a single Gwent Public Services Board (PSB) in 2021/22 has brought together the Health Board, the five local authorities in Gwent and wider partners to work in partnership to improve well-being. By bringing together what were previously five smaller local authority PSB's into one regional PSB, the work of Gwent PSB has demonstrated **integration** and **collaboration** by accelerating partnership arrangements to develop integrated approaches to wellbeing in the Gwent region. At its meeting in October 2021, the Gwent PSB set out its future [work programme](#) to assist in discharging its duties and priorities.

Involvement has been demonstrated in 2021/22 through the development and public consultation on the [Gwent Well-Being Assessment](#) report and findings. Thinking **long term** and **prevention** are being taken forward through the decision of Gwent PSB taken in March 2022 to become a 'Marmot Region' and accelerate a journey to go further and faster on addressing the social determinants of health which are the 'causes of the causes' of poor health.

The review of the Health Board's Well-Being Objectives and the reporting and monitoring approach is still evolving – a process which has been understandably affected in 2021/22 by the COVID-19 pandemic. However,

the Health Board continues to make positive progress in delivering against its existing ten Well-Being objectives. The Health Board's self-assessed progress against its ten Well-Being Objectives for 2021/22 financial year can be seen in the table below.

<i>Our Well-Being Objectives</i>	<i>Where we are now</i>
1 – Support every parent expecting a child and give every child in Gwent support to ensure the best start in life	Being More Adventurous
2 – Support adults and children in Gwent to live healthily and to age well, so that they can retain independence and enjoy a high quality of life into old age	Making Simple Changes
3 – Promote Mental Well-Being as a foundation for health, building personal and community resilience	Being More Adventurous
4 – Encourage involvement of people who use our services and those they support, in jointly owned decisions regarding their own health and care plans, and in wider service planning and evaluation, so that we, with our partners, deliver the outcomes that matter most to people	Making Simple Changes
5 – Ensure that we maximise the effective use of NHS resources in achieving planned outcomes for services and patients, by excellent communication, monitoring and tracking systems in all clinical areas	Owning Our Ambition
6 – Promote a diverse Workforce able to express their cultural heritage, with opportunities to learn and use Welsh in the workplace	Making Simple Changes
7 – Develop our staff to be the best that they can be with high levels of employee well-being and, as the largest employer in Gwent, promote NHS careers and provide volunteering and work experience opportunities	Being More Adventurous
8 – Reduce our negative environmental impact through a responsible capital building programme and a sustainable approach to the provision of building services including; carbon and waste management, undertaking procurement on a whole life cycle cost basis and support local sourcing, promoting sustainable and active travel, and advocating improvements in environmental health	Making Simple Changes
9 – Plan and secure sustainable and accessible healthcare services ranging from prevention through to treatment, rehabilitation and recovery that meet current and future needs and address health inequalities and differing levels of need across our communities	Owning Our Ambition
10 – Continue to integrate our actions with wider public, independent and voluntary sector partners with the aim of developing streamlined, whole system services for people who use our services and those they support.	Owning Our Ambition

2021/22 remained a challenging year due to the pandemic. Nevertheless, the Health Board continued on its journey to embed the Act into its decision making. Whilst the Health Board is taking a proactive approach to embed the principles of the Act in how it plans, designs and delivers its services, it recognises that there is still much more to do.

The Act remains a leadership priority for the Health Board, and over the next few years, there are a number of steps that will further enable it to continue to deliver against the aspirations of the Act, embed the five ways of work across its functions, and demonstrate progress against its Well-Being Objectives.

Welsh Language

In accordance with Welsh Language Standard 120, the [Welsh Language Annual Report 2020/21](#) was published in September 2021, addressing the statutory duty of the Health Board to provide an annual account to the Welsh Language Commissioner on compliance with its Welsh Language Standards under the Welsh Language (Wales) Measure 2011. The report was well received by the Commissioner's Office and stakeholders.

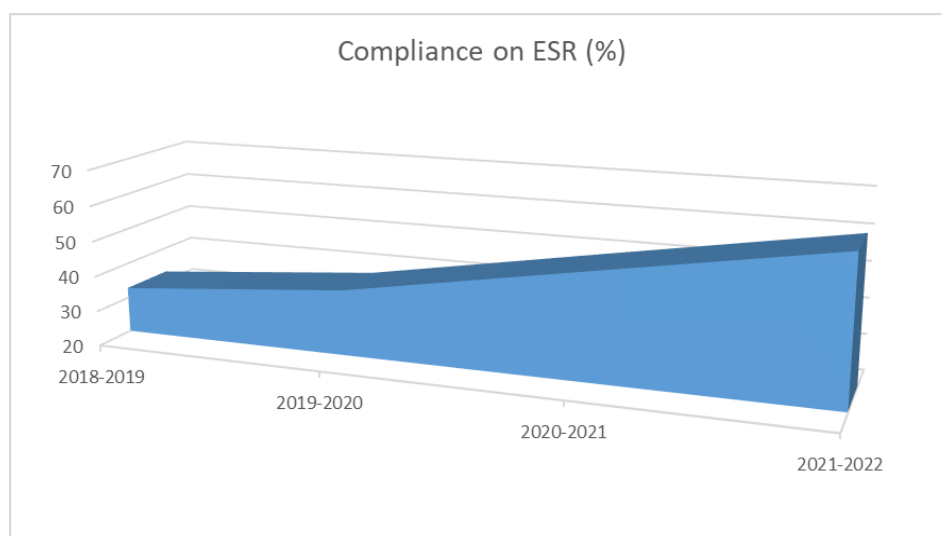
The Health Board has made noteworthy progress in developing working practices and systems to assist in compliance together with facilitating and monitoring the implementation of the Welsh Language Standards and good bilingual practice.

Internal auditing processes undertaken in the reporting period have highlighted those inconsistencies remain across various service areas. Service area action plans have been devised to address these inconsistencies.

Workforce Welsh Language Skills

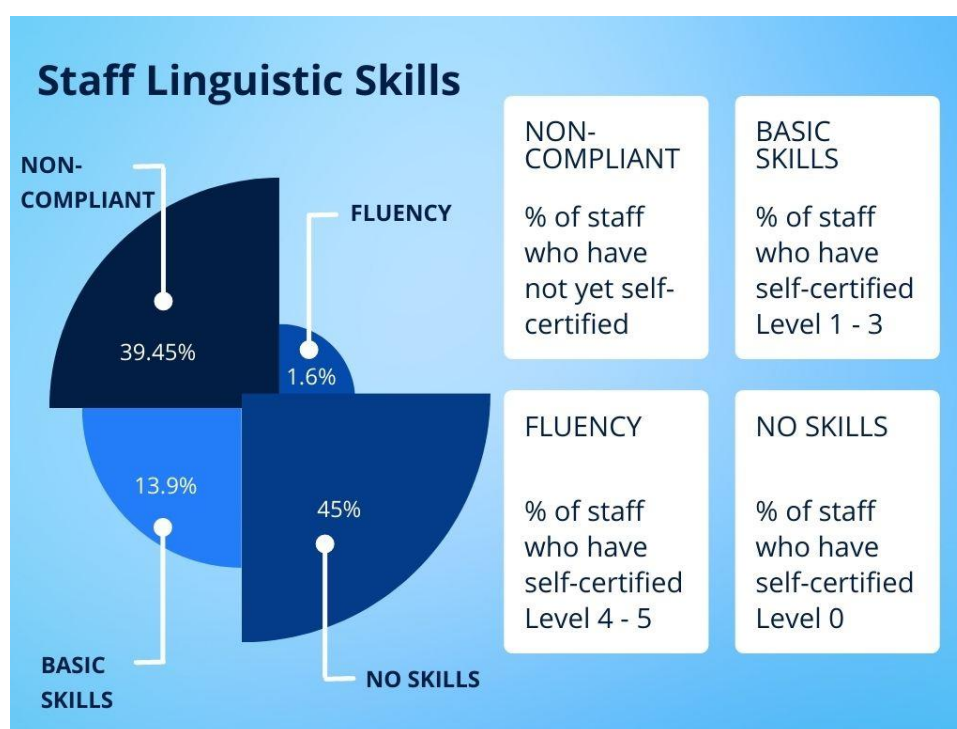
Staff are required to self-certify their Welsh language competencies via the Electronic Staff Register (ESR). We are pleased to report a 10% increase in organisational compliance during 2021/22, with an overall increase of 27.92% since the implementation of the Standards (see dataset below). We recognise that progress will be incremental and will continue to promote the importance of completion via targeted communication campaigns and divisional audits.

Overall Health Board compliance is currently at 61.08%.



Current Workforce Language Skills

Data collated from the ESR system is used to analyse workforce linguistic skills and should be used to inform workforce planning.



Complaints

The Health Board's formal demonstration of dealing with Welsh language complaints can be read within the [Welsh Language Complaints Procedure](#).

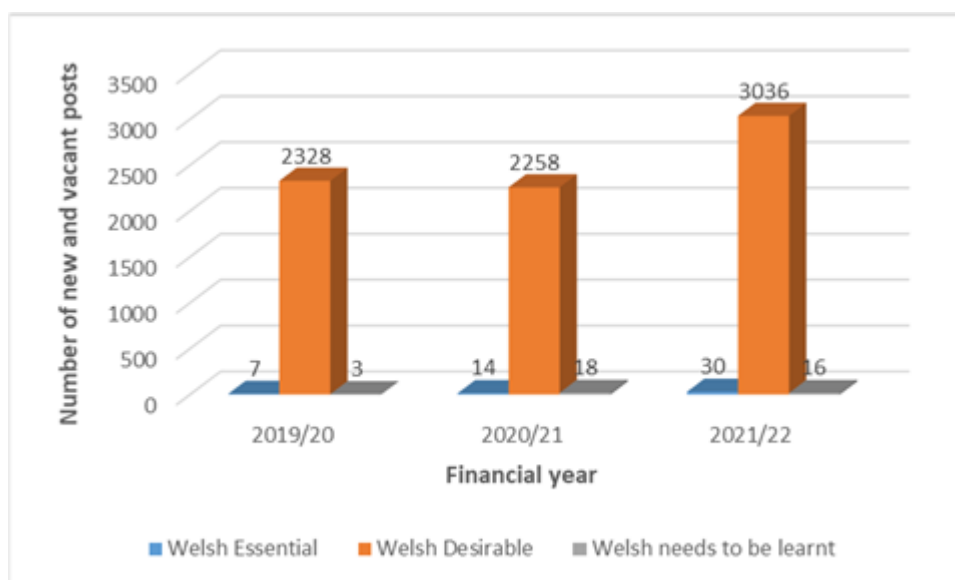
No external investigations were held during the reporting period.

We received eleven complaints directly and resolved with the cooperation of the associated service leads and in line with the *Putting Things Right* Regulations. Eight of the complaints relate to performance against the service delivery Welsh Language Standards, two in relation to performance

against the operational Welsh Language Standards and one in relation to Primary Care.

Bilingual Workforce Planning: Recruiting to New and Vacant Posts

In line with the objectives of the Bilingual Skills Strategy, we have demonstrated a steady increase in the number of new and vacant posts advertised with the criteria: Welsh Essential, Desirable and Welsh needs to be learnt (see below dataset).



This is a positive step towards ensuring our workforce can both meet our legal requirements and increase capacity, developing a truly bilingual workforce.

Value Based Healthcare

The Health Board has a well-established Value-Based approach to health and care services, measuring and acting on what matters to people, using the finite resources available.

The Value-Based Healthcare programme provides the capability to ensure innovative and transformative ways of organising and delivering care around the patient, families and carers. Re-designed models will be data and evidence-driven, with a clear focus on patient outcomes.

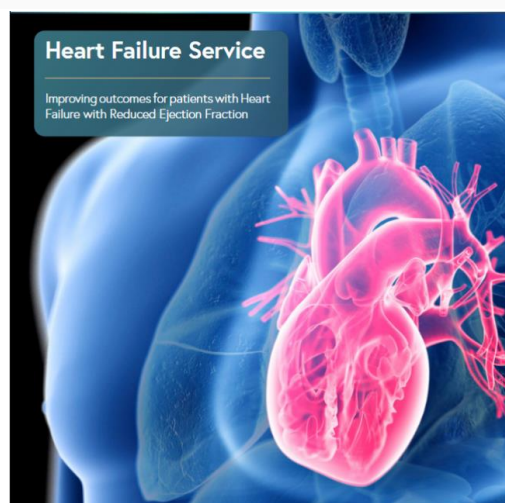
We focus on the following specialities to deliver better outcomes and experiences for patients while enabling service to deliver sustainable and efficient services.

- Patient-Centred Care
- Health Informatics & Data Analytics
- Project Management
- Communication & Engagement
- Research & Innovation
- Strategic Industry Partnerships

Heart Failure Service: Improving outcomes for patients with Heart Failure with Reduced Ejection Fraction (HFrEF)

During 2021/22, Heart Failure nurse specialists develop a Value-Based approach, improving patient wellbeing, enhancing outcomes and reducing hospital admissions, saving lives. The service was receiving an increase in the number of patients presenting with HFrEF, were unable to meet NICE guidelines around access, optimisation of medication and timely follow-up appointments.

A multi-disciplinary approach working with a range of healthcare professionals and the Value-Based Healthcare Team they develop a new patient pathway with a focus on outcomes for patients discharged from acute cardiology with a diagnosis in the last 12 months. An e-referral system was implemented, appointments were prioritised based on the outcome data, and complex and urgent cases were passed onto cardiologists for specialist care. The new Value-Based approach has streamlined the entire process, cutting down waiting times and freeing up capacity, which ultimately improves the experience and outcomes for patients and their families.



Key results included:

- Reduction in the average wait time for 1st appointment from 8 weeks to 2 weeks
- Reduction in the average wait time for 1st and 2nd appointment from 75 days to 35 days
- Medication optimisation reduced from 384 days to 143 days (average)
- 97% of patients during that period were not re-admitted with a primary diagnosis of Heart Failure

Emergency and Business Continuity Planning

The Civil Contingencies Act (CCA) 2004 and accompanying non-legislative measures, delivers a statutory framework of roles and responsibilities for organisations involved in civil protection at the local level.

The Health Board Major Incident Plan provides the Framework by which the organisation, as a Category 1 Responder under the Civil Contingencies Act (CCA) 2004, will respond to a Major Incident or an Emergency (as defined within the CCA). The CCA defines an emergency as “an event or situation which threatens serious damage to human welfare in a place in the UK, the environment of a place in the UK, or war or terrorism which threatens serious damage to the security of the UK”.

The Business Continuity Policy of the Health Board outlines roles, responsibilities and processes to respond to an adverse event and is supported by corporate and divisional plans to safely maintain essential services until 'business as usual' is restored.

Throughout the pandemic a command-and-control structure was established within the Health Board and co-ordinating with partner organisations in Gwent and across Wales. This structure provided a governance framework for decision making and response at strategic, tactical and operational level, and working with partners to work in collaboration to meet local population needs.

Financial Management and Performance

The Annual Accounts 2021/22, at Section 3 of the Annual Report and Accounts 2021/22, Page 187, sets out the detailed accounts for the full year to 31 March 2022 for Aneurin Bevan University Health Board. These accounts are prepared under International Financial Reporting Standards (IFRS).

The Health Board has two statutory financial duties:

- To breakeven over a rolling three-year period; and
- To submit an Integrated Medium-Term Plan (IMTP) to secure compliance with breakeven over three years.

Under the rolling 3-year duty, introduced with the NHS (Wales) Act 2014, the first assessment of the first statutory financial duty took place at the end of 2016/17 when it was achieved. The target has again been achieved, subject to audit, in 2021/22.

In relation to the second duty the Health Board did secure WG approval to the IMTP on 27th March 2019. The note in the accounts shows that this duty was achieved. (*Note 2.3 of the Annual Accounts 2021/22*).

Revenue Resource Performance

The Health Board met its Revenue Resource Limit for the year and delivered a surplus of £249k. Against the breakeven duty over a rolling three year period, the Annual Accounts 2021/22 report a surplus of £526k as shown in the table below:

3-year revenue breakeven duty	2019/20 £000	2020/21 £000	2021/22 £000	Total £000
Underspend against allocation	32	245	249	526

Capital Resource Performance

In addition to a revenue resource limit the Health Board has a capital resource limit (CRL) that sets the target for capital expenditure. The target of £48.9m was met in 2021/22 with a small underspend of £50k. The target is measured over a 3-year period as shown in the table below:

3-year capital breakeven duty	2019/20 £000	2020/21 £000	2021/22 £000	Total £000
Underspend against allocation	28	13	50	91

Other Related Targets

- **Public Sector Payment Policy**

This target for the Health Board relates to the payment of 95% of its trade creditors within 30 days. In 2021/22, the target was achieved with full year figure of 95.0%.

- **Cash Balance**

Welsh Government sets a notional target for Health Boards in Wales to have end of period cash balances not exceeding £6m. For 2021/22, the Health Board ended with an actual cash balance of £1.7m and was therefore within the target.

Conclusion and Forward Look

There has been substantial learning across the Health Board over the past twelve months which will inform how we respond and make progress during 2022/23. This does not simply consider how we responded to the direct challenges of the changing variants of concern and successive waves of Covid-19, or the wider impact of the last two years on our population and services delivered. We have also learnt how a crisis can enable transformation to flourish across the system.

As an organisation our mission is to improve population health, and, through doing this, reduce the health inequality that exists across our communities. The current 18-year gap in healthy life expectancy between our wealthiest and poorest communities is significant. It is the consequences of inequality that mean a greater number of citizens require our services. Sadly, the pandemic has worsened the gap, therefore, as we look to the future, we must relentlessly focus on reducing health inequality as part of improving overall population health.

Our Integrated Medium-Term Plan (IMTP) 2022/25 was approved by the Board in March 2022 and is a natural progression from our Annual Plan 2021/22. It builds on the life course approach, whilst recognising the

current operational demand and then focussing on realistic, sustainable recovery.

The plan is based on a realistic assessment of delivery over the next three years; it is optimistic in its outlook, recognising the need to build on the service changes achieved over the last few years, and it focusses on making those changes sustainable, to meet the long-term needs of our communities.

It is only right to end by reiterating the comments made at the start of this report and to say thank you to our staff for the way they have responded to the continued challenges of the past year, showing resilience, bravery, dynamism, resourcefulness and great skill.

Glyn Jones
Glyn Jones
Interim Chief Executive

Date: 14 June 2022

Aneurin Bevan University Health Board

Section 2: Accountability Report

1st April 2021 – 31st March 2022

INTRODUCTION TO THE ACCOUNTABILITY REPORT

Aneurin Bevan University Health Board is required to publish, as part of our annual reporting, an Accountability Report. The purpose of the Accountability Report section of the Annual Report has been designed to demonstrate the ways in which the Health Board is meeting its key accountability and reporting requirements.

This Accountability Report has three sections:

1. Corporate Governance Report

This explains the composition of the Health Board, its governance structures and arrangements and how the Health Board seeks to achieve its objectives and responsibilities to meet the needs of the people we serve. The Corporate Governance Report includes:

- I. The Directors' Report
- J. The Statement of the Chief Executive as the Accountable Officer and the Statement of Directors' Responsibilities in respect of the Accounts
- K. The Annual Governance Statement.

2. Remuneration and Staff Report

This section contains information about the staff of the organisation, particularly focusing on the remuneration of its Board and senior management, fair pay ratios and other staff information, such as sickness absence rates.

3. Parliamentary Accountability and Audit Report

This section contains a range of disclosures on the regularity of expenditure, fees, charges, compliance with cost allocation, material remote contingent liabilities, long-term expenditure trends and charging requirements set out in HM Treasury guidance.



Corporate Governance Report 2021/22

SECTION A: THE DIRECTORS' REPORT

Aneurin Bevan University Local Health Board is a statutory body that was established on 1st June 2009 and became operational on the 1 October 2009 under *The Local Health Boards (Establishment and Dissolution) (Wales) Order 2009 (S.I. 2009/778)*, "the Establishment Order".

The Local Health Boards (Constitution, Membership and Procedures) (Wales) Regulations 2009 (S.I. 2009/779) ("The Constitution Regulations") set out the constitution and membership arrangements of Local Health Boards, the appointment and eligibility requirements of members, the term of office of non-officer members and associate members. In line with these Regulations the Board of Aneurin Bevan University Health Board comprises:

- a chair;
- a vice-chair;
- officer members; and
- non-officer members.

The members of the Board are collectively known as "the Board" or "Board members"; the officer and non-officer members (which includes the Chair) are referred to as Executive Directors and Independent Members respectively. All members have full voting rights.

In addition, Welsh Ministers may appoint up to three associate members. Associate members have no voting rights.

Before an individual may be appointed as a member or associate member they must meet the relevant eligibility requirements, set out in *The Local Health Boards (Constitution, Membership and Procedures) (Wales) Regulations 2009 (S.I. 2009/779)* ("The Constitution Regulations"), and continue to fulfil the relevant requirements throughout the time that they hold office. The Regulations can be accessed via the Government's legislation website:

<http://www.legislation.gov.uk/wsi/2009/779/contents/made>

Further detail on the Board's membership and composition during 2021/22 is available within Section C: The Annual Governance Statement.

Board Members' Interests

Details of company directorships and other significant interests held by members of the Board which may conflict with their responsibilities are maintained and updated on a regular basis.

The document, which can be accessed in the link below, shows details of directorships of other organisations or other interests that have been declared by the members of the Board of Aneurin Bevan University Health Board, and staff across the organisation, in line with the Standards of Business Conduct Policy, as at the 31st March 2022. This information is

available on the Health Board's Internet site and can be accessed by following this [link](#).

Personal Data Related Incidents

Information on personal data related incidents formally reported to the Information Commissioner's office and "serious untoward incidents" involving data loss or confidentiality breaches are detailed on page 31 of the Annual Governance Statement at Section C.

Environmental, Social and Community Issues

The Board is aware of the potential impact that the operation of the Health Board has on the environment and it is committed to wherever possible:

- Ensuring compliance with all relevant legislation and Welsh Government Directives;
- Working in a manner that protects the environment for future generations by ensuring that long term and short-term environmental issues are considered; and
- Preventing pollution and reducing potential environmental impact.

The Health Board complies with Biodiversity and Resilience of Ecosystems Duty under Section 6 of the Environment (Wales) Act 2016, which seeks to enhance resilience and biodiversity across the Health Board's estate.

The Board's Annual Report for 2021/22 and Integrated Medium Term-Plan 2022-25 (approved March 2022) sets out the Board's strategic priorities which have been set within the context (environmental, social and community issues) in which the Health Board is operating within.

The Performance Report (Part A) of the Annual Report and Accounts 2021/22 provides greater detail in relation to the achievement of the Health Board in delivering the Annual Plan 2021/22.

COVID-19 Pandemic

COVID-19 was declared a pandemic by the World Health Organisation on 11 March 2020. This subsequently led to NHS organisations, including Aneurin Bevan University Health Board, needing to focus on preparations and plans for responding to the pandemic. Throughout 2020/21 and 2021/22, the nature and scale of the response was ever-changing and required an agile response.

During this time, the Board's fundamental role and purpose did not change. The Board continued to require and receive ongoing assurance, not only on service preparedness and response but also on clinical leadership, engagement and ownership of developing plans in respect of the health and wellbeing of staff; on proactive, meaningful and effective communication

with staff and the public at all levels; and on health and care system preparedness.

The Health Board's governance arrangements during this time are set out further in Section C: The Annual Governance Statement.

Statement of Public Sector Information Holders

As the Accountable Officer of Aneurin Bevan University Health Board, and in line with the disclosure requirements set out by the Welsh Government and HM Treasury, I confirm that the Health Board has complied with the cost allocation and charging requirements set out in HM Treasury guidance during the year.

SECTION B: STATEMENT OF THE CHIEF EXECUTIVE AS THE ACCOUNTABLE OFFICER OF ANEURIN BEVAN UNIVERSITY HEALTH BOARD

The Welsh Ministers have directed that the Chief Executive should be the Accountable Officer for Aneurin Bevan University Local Health Board. The relevant responsibilities of Accountable Officers, including their responsibility for the propriety and regularity of the public finances for which they are answerable, and for the keeping of proper records, are set out in the Accountable Officer's Memorandum issued by the Welsh Government.

To the best of my knowledge and belief, I have properly discharged the responsibilities set out in my letter of appointment as Accountable Officer. As Accountable Officer, I confirm that, as far as I am aware, there is no relevant audit information of which the Health Board's Auditors are unaware, and I have taken all the steps that ought to have been taken to make myself aware of any relevant audit information and that the Health Board's auditors are aware of that information.

As Accountable Officer, I confirm that the Annual Report and Accounts 2021/22 as a whole is fair, balanced and understandable and that I take personal responsibility for the Annual Report and Accounts and that the judgements required for determining that they are fair, balanced and understandable.

As Accountable Officer, I am responsible for authorising the issue of the financial statements on the date they are certified by the Auditor General for Wales.

Glyn Jones

Name: Glyn Jones, Interim Chief Executive

Date: 14 June 2022

STATEMENT OF DIRECTORS' RESPONSIBILITIES IN RESPECT OF THE ACCOUNTS FOR 2021/22

The Directors are required under the National Health Service Act (Wales) 2006 to prepare accounts for each financial year. The Welsh Ministers, with the approval of the Treasury, direct that these accounts give a true and fair view of the state of affairs of the Local Health Board and of the income and expenditure of the Local Health Board for that period.

In preparing those accounts, the Directors are required to:

- apply on a consistent basis accounting principles laid down by the Welsh Ministers with the approval of the Treasury
- make judgements and estimates which are responsible and prudent
- state whether applicable accounting standards have been followed, subject to any material departures disclosed and explained in the account.

The Directors confirm that they have complied with the above requirements in preparing the accounts.

The Directors are responsible for keeping proper accounting records which disclose with reasonable accuracy at any time the financial position of the authority and to enable them to ensure that the accounts comply with requirements outlined in the above mentioned direction by the Welsh Ministers.

By Order of the Board

Signed:

Ann Lloyd
Ann Lloyd, Chair
Dated: 14 June 2022

Glyn Jones
Glyn Jones, Interim Chief Executive
Dated: 14 June 2022

Robert Holcombe
Robert Holcombe, Interim Director of Finance, Procurement and VBHC
Dated: 14 June 2022

SECTION C: ANNUAL GOVERNANCE STATEMENT, 2021/22

SCOPE OF RESPONSIBILITY

The Board is accountable for Governance, Risk Management and Internal Control. As Chief Executive of the Board, I have responsibility for maintaining appropriate governance structures and procedures as well as a sound system of internal control that supports the achievement of the organisation's policies, aims and objectives, whilst safeguarding the public funds and the organisation's assets for which I am personally responsible. These are carried out in accordance with the responsibilities assigned by the Accountable Officer of NHS Wales.

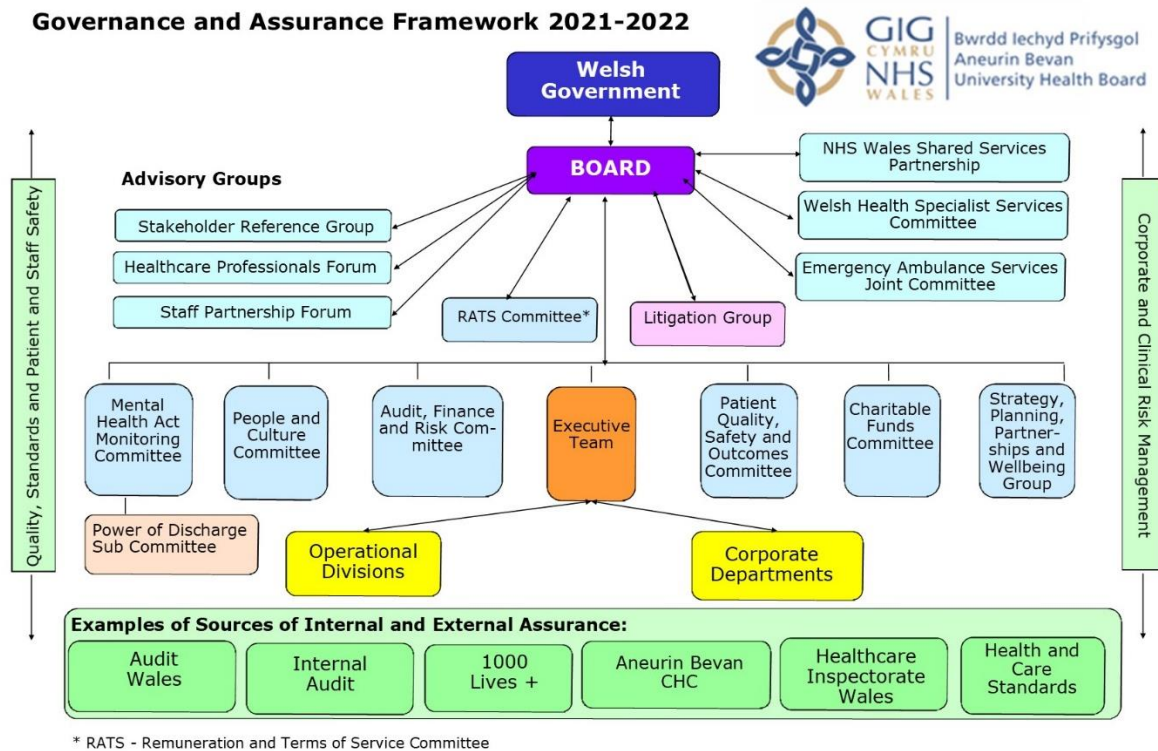
The annual report outlines the different ways the organisation has had to work both internally and with partners in response to the unprecedented pressure in planning and providing services. It explains arrangements for ensuring standards of governance are maintained, risks are identified and mitigated and assurance has been sought and provided. Where necessary additional information is provided in the Governance Statement, however the intention has been to reduce duplication where possible. It is therefore necessary to review other sections in the Annual Report alongside this Governance Statement (GS).

OUR GOVERNANCE AND ASSURANCE FRAMEWORK

Aneurin Bevan University Health Board has agreed Standing Orders for the regulation of proceedings and business of the organisation. These are designed to translate the statutory requirements set out in the LHB (Constitution, Membership and Procedures) (Wales) Regulations 2009 into day to day operating practice, and together with the adoption of a scheme of matters reserved to the Board, a scheme of delegation to officers and others and Standing Financial Instructions, they provide the regulatory framework for the business conduct of the Health Board and define its 'ways of working'. These documents, together with the Board Assurance Framework and a range of corporate policies set by the Health Board make up the Governance and Assurance Framework and arrangements of the organisation.

The diagram overleaf outlines the governance and assurance framework in place during 2021/22:

Governance and Assurance Framework 2021-2022



Membership of the Health Board and its Committees

Attachment 1 provides the Board's membership during 2021/22 and attendance at Board and Committee meetings respectively for this period.

There has been significant change to the membership of the Board during 2021/22, as outlined in Table 1 below:

TABLE 1		
Name	Designation	Dates (if less than full year)
Executive Directors		
Judith Paget	Chief Executive	Until 31 st October 2021
Glyn Jones	Interim Chief Executive	From 1 st November 2021
Glyn Jones	Director of Finance and Performance/Deputy Chief Executive	Until 31 st October 2021
Rob Holcombe	Interim Director of Finance, Procurement and Value Based Healthcare	From 1 st November 2021
Dr James Calvert	Medical Director	Full Year
Geraint Evans	Director of Workforce and OD	Until 31 st August 2021
Sarah Simmonds	Director of Workforce and OD	From 22 nd July 2021
Nicola Prygodzicz	Director of Planning, Digital and IT	Until 31 st October 2021
Nicola Prygodzicz	Director of Planning, Performance, Digital and IT/ Interim Deputy Chief Executive	From 1 st November 2021

Rhiannon Jones	Director of Nursing	Full Year
Nick Wood	Director of Primary, Community and Mental Health	Until 5 th December 2021
Peter Carr	Director of Therapies and Health Sciences	Full Year
Dr Sarah Aitken	Director of Public Health and Strategic Partnerships	Full Year
Dr Sarah Aitken	Interim Director of Primary, Community and Mental Health Services (in addition to substantive role of Director of Public Health and Strategic Partnerships)	From 6 th December 2021 to 28 th February 2022
Dr Chris O'Connor	Interim Director of Primary, Community and Mental Health Services	From 28 th February 2022
Independent Members		
Ann Lloyd	Chair	Full Year
Emrys Elias	Vice Chair	Until 30 th September 2021
Pippa Britton*	Independent Member (Community)	Until 17 th October 2021
Pippa Britton	Interim Vice Chair	From 18 th October 2021
Katija Dew	Independent Member (Third Sector)	Full Year
Shelley Bosson	Independent Member (Community)	Full Year
Louise Wright	Independent Member (Trade Union)	Full Year
Richard G Clarke	Independent Member (Local Authority)	Full Year
Professor Helen Sweetland	Independent Member (University)	Full Year
Paul Deneen	Independent Member (Community)	Full Year
Vacant	Independent Member (Finance)	Full Year
Vacant	Independent Member (Digital)	Full Year
Vacant (Pippa Britton's Substantive position)	Independent Member (Community)	From 18 th October 2021
Directors in Attendance**		
Claire Birchall	Director of Operations	Until 2 nd May 2021
Leanne Watkins	Interim Director of Operations	From 12 th April 2021 to 16 th March 2021
Leanne Watkins	Director of Operations	From 17 th March 2022

Special Advisors to the Board***		
Chris Koehli	Special Advisor to the Board	Until 17 th July 2021
Phil Robson	Special Advisor to the Board	Full Year
Associate Members****		
Keith Sutcliffe	Chair, Stakeholder Reference Group	Full Year
Vacant	Chair, Health Professionals Forum	Full Year
Vacant	Director of Social Services	Full Year
Board Secretary/Director of Corporate Governance*****		
Richard Howells	Board Secretary	Until 30 th November 2021
Rani Mallison	Board Secretary/Director of Corporate Governance	From 28 th November 2021

** In October 2021, Emrys Elias, Vice Chair, began a temporary role as Chair of Cwm Taf Morgannwg University Health Board in October 2021. Whilst interim arrangements have been put in place, the Health Board has been advised by Welsh Government not to appoint a permanent replacement for 18 months. Pippa Britton has therefore been appointed Interim Vice Chair, leaving her substantive role as Independent Member (Community) vacant on a temporary basis.*

***The Director of Operations is not an Executive Post. The Director of Operations is therefore not a Board Members and attends meetings of the Board without voting rights.*

****The Board has discretion to appoint Special Advisors to support it in achieving its responsibilities. Special Advisors are not Board Members and therefore attend meetings of the Board without voting rights.*

*****Associate Members are Members of the Board but do not hold voting rights.*

****** Independent of the Board, the Board Secretary acts as the guardian of good governance within the LHB. The Board Secretary is responsible for providing advice to the Board as a whole and to individual Board members on all aspects of governance. On 14th March 2022, the Remuneration and Terms of Service Committee approved a change of operating title for the Board Secretary role to Director of Corporate Governance.*

Following Ministerial Public Appointment campaigns, the Minister for Health and Social Services has confirmed the appointment of Iwan Jones as Independent Member (Finance) in April 2022; and the appointment of Dafydd Vaughan, Independent Member (Digital), in May 2022.

Whilst roles on the Board were vacant, responsibilities were covered by other Board members to ensure continuity of business and effective governance arrangements. Independent Members attended Board Committee meetings where necessary to ensure meetings remained quorate and the Board's duties could be discharged.

Due to the number of interim positions within the Board, the Chair with the Remuneration and Terms of Service Committee is working to stabilise changes within the Executive Team and ensure robust induction, development and succession planning for Board Members.

The Role of the Board

The Board, chaired by Ann Lloyd CBE, has been constituted to comply with the Local Health Board (Constitution, Membership and Procedures) (Wales) Regulations 2009. The Board functions as a corporate decision-making body, Executive Directors and Independent Members being full and equal members and sharing corporate responsibility for all the decisions of the Board.

The Board is made up of individuals from a range of backgrounds, disciplines and areas of expertise. The Board comprises the Chair, Vice Chair and nine other Independent Members and the Chief Executive and eight Executive Directors. There are also Associate Independent Members, Special Advisors and other senior managers who routinely attend Board Meetings. The full membership of the Board and their lead roles and committee responsibilities are outlined in **Attachment 1**.

The Board sits at the top of the organisation's governance and assurance systems. Its principal role is to exercise effective leadership, provide strategic direction and control. The Board is accountable for governance and internal control in the organisation and I, as the Chief Executive and Accountable Officer, am responsible for maintaining appropriate governance structures and procedures.

In summary, the Board:

- Sets the strategic direction of the organisation within the overall policies and priorities of the Welsh Government and the NHS in Wales;
- Establishes and maintains high standards of corporate governance;
- Ensures the delivery of the aims and objectives of the organisation through effective challenge and scrutiny of performance across all areas of responsibility;
- Monitors progress against the delivery of strategic and annual objectives; and
- Ensures effective financial stewardship by effective administration and economic use of resources.

The Health Board must agree Standing Orders for the regulation of proceedings and business which are designed to translate the statutory requirements set out in the LHB (Constitution, Membership and Procedures) (Wales) Regulations 2009 into day to day operating practice, and, together with the adoption of a scheme of matters reserved to the Board; a scheme of delegations to officers and others; and Standing Financial Instructions, they provide the regulatory framework for the business conduct of the Health Board and define - its 'ways of working'. These documents, together with the range of corporate policies set by the Board make up the Governance Framework.

Committees of the Board

Section 3 of Aneurin Bevan University Health Board's Standing Orders provides that *"The Board may and, where directed by Welsh Government must, appoint Committees of the Health Board either to undertake specific functions on the Board's behalf or to provide advice and assurance in the exercise of its functions"*. In line with these requirements, the Health Board had in place a Committee Structure for 2021/22.

In December 2020, the Board acknowledged the importance of learning from the lean, agile, transformative culture that the NHS and partners developed during the pandemic and approved a revised Committee Structure which came into effect on 1st April 2021. These revised arrangements promoted a leaner structure, whilst maintaining effective scrutiny and assurance around the Health Board's strategic decision making, financial accountability and patient outcomes.

During 2021/22, the following Committees were in place:

- Audit, Finance and Risk Committee
- Charitable Funds Committee
- Patient Safety, Quality and Outcomes Committee
- Mental Health Act Monitoring Committee
- Remuneration and Terms of Service Committee
- People and Culture Committee

The Terms of Reference and Operating Arrangements, meeting agendas and papers for each of these Committees can be found on the Health Board's [website](#).

These Committees were Chaired by Independent Members of the Board. The Chair of each Committee reports regularly to the board on the committee's activities. This contributes to the board's assessment of risk, level of assurance and scrutiny against the delivery of objectives. In addition, and in-line with Standing Orders, each committee is required to produce an annual report.

In addition, the Health Board established a Strategy, Planning, Partnerships and Wellbeing Group. This had a different model of membership, which includes all Independent Members and Executive Members of the Board. This recognises that the Group is constituted to focus on strategic development and medium- and longer-term planning matters, rather than acting as an assurance group for scrutiny purposes.

Throughout the COVID-19 pandemic, the Board has continued to review its governance arrangements to ensure that they remain appropriate whilst agile enough to meet the demands placed upon the organisation. The Board is aware of the increasing pressures that have been placed on the health and social care system, as a direct and indirect result of the pandemic, and the significant ongoing challenges that the organisation faces in responding to these. It is therefore essential that the Board's business, and that of its committees, remains focussed on its key priorities and strategic risks, ensuring an appropriate balance between strategy, delivery and performance, and culture.

In recognition of the Board's strategic priorities for 2022/23 and the strategic risks it currently holds, a revised committee structure for 2022/23 was considered and agreed by the Board in March 2022. This revised structure will enable an appropriate balance between strategy, delivery and performance, and culture and takes into consideration feedback from Board Members and Audit Wales in respect of effectiveness. Further detail on the Committee Structure for 2022/23 can be found on the Health Board's [website](#).

Conducting Business with Openness and Transparency

In accordance with the Public Bodies (Admissions to Meetings) Act 1960 the organisation is required to meet in public. As a result of the public health risk linked to the pandemic there have been limitations on public gatherings, and it has not therefore been possible to allow the public to attend meetings of our board and committees throughout 2021/22. This has therefore meant that the Health Board has not complied with its Standing Orders in this regard.

To ensure business was conducted in as open and transparent manner as possible during this time the following actions were taken:

- All Board and Committee meeting agenda packs have been published to the Health Board's [website](#) in advance of meetings;
- Meetings of the Board were livestreamed between June 2020 and September 2021. Work is ongoing to ensure that the Health Board is able to resume livestreaming of its Board meetings by Autumn 2022;
- Since September 2021, meetings of the Board have been recorded and published to the Health Board's You Tube Channel within 24 hours.

The Board is expediting plans to enable its Board and Committee meetings to be held in public and to be made available to the public via live streaming, wherever possible. In the meantime, meeting agendas will be issued with a statement advising the public that should they wish to observe a virtual meeting of the board or a committee, then they should make contact the Board Secretary in advance of the meeting in order that the request could be considered on an individual basis. This statement will also be available for members of the public on the Health Board's website.

The Health Board and its Committees have sought to undertake a minimum of its business in private sessions and ensure business, wherever possible, is published into the public domain. The Committees that do not publish information publicly is either because of the confidential nature of their business, such as the Remuneration and Terms of Service (RATS) Committee, or they are informal developmental type meetings such as the Strategy, Planning, Partnerships and Wellbeing Group discussing plans and ideas often in their formative stages.

Meetings of the Board and its Committees are formally recorded with minutes considered for approval at the next available meeting, respectively. In addition, the Board Secretary maintains Decision Logs for all decisions taken by the Board and the Executive Team.

Items considered by the Board in 2021-22

During 2021-22, the Board held 8 meetings:

- 6 routinely scheduled bimonthly meetings
- 1 additional meeting in June 2021 to formally approve the Annual Report and Accounts for 2020/21, following detailed consideration by the Health Board's Audit, Finance and Risk Committee.
- 1 extraordinary meeting in October 2021 to consider and approve the investment proposals for the South East Wales Vascular Network Business Case

In addition, the Board held its Annual General Meeting on 28th July 2021. This was held via Microsoft Teams and streamed on the Health Board's YouTube Channel.

Board Members are also involved in a range of other activities on behalf of the Board, such as Board Development sessions, COVID-19 Board Briefing sessions, attending partnership meetings, shadowing and a range of other internal and external

All the meetings of the Board in 2021/22 were appropriately constituted and quorate. The key business and risk matters considered by the Board during 2021/22 are outlined below:

Business Cases:

- Approved the **Ysbyty Ystrad Fawr Unified Breast Unit Full Business Case.**
- Approved the direction of travel set out in the **South East Wales – Acute Oncology Service Business Case** and supported the development of the phases 2 and 3 through the regional Acute Oncology programme.
- Approved the **Newport East Health and Wellbeing Centre Full Business Case** for submission to Welsh Government.

- Approved the **South East Wales Vascular Network Business Case** and supported the establishment of the Network, the host of which is yet to be determined.
- The Board agreed it was important to invest in projects that would transform patient experience and outcomes and endorsed a letter of support for the **All Wales Positron Tomography Programme**.
- The Board agreed that it was a vital development for diagnostic and therapeutic interventions and approved the **Endoscopy Business Justification Case** to support the proposed redevelopment and expansion of Endoscopy services at Royal Gwent Hospital.

Plans/Strategies/Policies/Service Change

- Received the outcome of an engagement and consultation process regarding **Transforming Adult Mental Health Services in Gwent** and supported taking forward the transformation agenda.
- Noted progress on the development of **Neighbourhood Care Network Annual Plans**.
- Approved the **Winter Plan 2021/22** - an overarching plan which set out a range of actions and priorities.
- Received update on progress against the strategic objectives included in the **Estates Strategy**
- Approved the **Annual Plan 2021/22** which set out the Board's annual strategic priorities.
- Approved the **Pharmaceutical Needs Assessment** as required by Regulation 7 of the NHS (Pharmaceutical Services) (Wales) Regulations 2020.
- Considered and commented on the **Gwent Public Service Board Wellbeing Assessment Consultation**
- Supported requests from the NHS Wales Health Collaborative for WHSSC to:
 - Commission Hepato-Pancreato-Biliary Services;
 - Commission the Hepato-Cellular Carcinoma (HCC) MDT and;
 - Develop a specialist orthopaedic paediatric service specification with a view to future commissioning of the service.
- Approved the **Policy for the Management of Policies and other written control documents**.
- Approved the **Integrated Medium-Term Plan 2022-2025**.
- Approved the **Capital Programme 2022/23**.

Governance and Assurance

- Approved the **Board Assurance Framework**.
- Adopted revised **Standing Orders and Standing Financial Instructions**.
- Received assurance in respect of arrangements for compliance with the **Nurse Staffing Levels (Wales) Act**.
- Approved revised **Standing Orders for WHSSC and EASC**.
- Reviewed **Committee Membership** in light of continued Independent Member vacancies
- Approved the **Annual Report and Accounts 2020-21**.

- Approved the **Charitable Funds Annual Accounts and Annual Report 2020-21**
- Received the following **Annual Reports**:
 - Trade Union Partnership Forum
 - Cancer Services
 - Welsh Language Standards
 - Equality Report
- Received the **Audit Wales Annual Audit Report and Structured Assessment**.

Patient Experience and Public Engagement

Throughout 2021/22, the **Aneurin Bevan Community Health Council** attends meetings of the Board to provide an overview of recent issues of concern and positive observations or public feedback being addressed by the Community Health Council in relation to the planning and delivery of health services in Gwent.

The Board is also committed to hearing and learning from the experience of staff and patients and during 2021/22 received patient/staff stories in respect of:

- Core Care Team Model
- Shared Lives for Mental Health Crisis
- Therapies support in Intensive Care Units.

Routine Business

- Ratified actions taken by the Chair, on behalf of the Board, to seal documents affixing the Health Board's Common Seal.
- Considered and discussed the Health Board's financial performance and the related risks being managed by the organisation.
- Considered the Board's performance against key local and national targets and the actions being taken forward to improve performance.
- Received assurance reports from the Committees and Advisory Groups of the Board.
- Received update reports from the Executive Team in respect of key issues locally, regionally and within NHS Wales.
- Reviewed the Corporate Risk Register and sought assurance on the management of mitigating actions.

Further information can be obtained from the published Board meeting papers on the Health Board's website via the following [link](#).

Items considered by Committees of the Board

During 2021/22, Board Committees considered and scrutinised a range of reports and issues, in line with the matters delegated to them by the Board. These included a range of internal and external audit reports and reports from other review and regulatory bodies including Healthcare Inspectorate Wales.

As was the case in previous years, the Committees' consideration and analysis of such information has played a key role in my assessment of the effectiveness of internal controls, risk management arrangements and assurance mechanisms. The Committees also considered and advised on areas of local and national strategic developments and new policy areas.

An overview of the key areas considered by the Committees of the Board is outlined below:

Audit, Finance and Risk Committee	<ul style="list-style-type: none"> • Continued to focus on ensuring that the Health Board obtained value for money and the best use of resources, receiving specific updates on: <ul style="list-style-type: none"> ○ Musculoskeletal Pathway Redesign Programme ○ Integrated Eyecare Pathway ○ Outpatient Transformation ○ Agile Working ○ Estates Efficiency Framework ○ Digital Systems, Efficiencies and Benefits Realisation • Maintained a focus on improvements in the financial systems and control procedures and monitored payments and trending processes. • Received regular update reports from the Counter Fraud Service and approved the Counter Fraud Annual Plan and Annual Report. • Approved an Internal Audit Plan for 2021/22, although this remained flexible to respond to changing demands and resources; and received the resulting Internal Audit Reports, noting key areas of risk and tracked the management responses made to improve systems and internal control. • Endorsed and adopted a revised approach and delivery framework for the management of corporate risk. • Monitored compliance with the Freedom of Information Act. • Continued to work with Audit Wales as part of its work to determine the accuracy of financial statements and its programme of performance audits and assurance reports including its Annual Structured Assessment. • Received specific updates on Consultant Job Planning, Direct Engagement, Overview of Legal Services processes related to Losses and Special Payments. • In committee meeting held April 2021 to receive the informatics response to the Audit Wales Cyber Resilience confidential report issued in January 2021,
--	---

Patient Quality, Safety and Outcomes Committee	<ul style="list-style-type: none"> Continued to monitor organisational performance against a range of key quality indicators and identified emerging themes, areas of concern and mitigation, as well as good practice. In particular, the Committee considered ongoing risks and concerns regarding emergency and urgent care, ambulance handover delays and extreme pressure in Emergency Departments. Received and discussed Annual Reports on Infection Prevention and Control, Putting Things Right and Safeguarding. The Committee also reviewed the Health Board's performance against established Cleaning Standards. In line with the regulations for the management of concerns in Wales, the Committee continued to monitor organisational and divisional performance against the 20 and 30 day compliance targets for response and to receive assurance that there is learning from each complaint and/or incident and that this is communicated across the Health Board. Any adverse incidents that have occurred within our Health Board or other health bodies, have been considered by the Committee to ensure that the Health Board's arrangements are safe and to consider recommendations for further improvement. In particular, the Committee received and considered the outcome of the Brithdir Inquests, the lessons learned and received assurance regarding the governance processes in place within complex care and continuing health care. Continued to monitor performance and progress against a number of key areas of activity and service developments including, prevention and management of falls, CHC/ABUHB Facetime Budding Project, New Dementia Standards and revised ABUHB Plan, Dementia Companions and Meaningful Occupation model. The Committee also received assurance regarding access arrangements in primary care and the way in which primary care is managing its recovery and resumption of services Oversight of implementation of the Health and Care Standards, and annual assurance reports received in relation to Nutrition and Hydration and Blood Management. Received updates on all Healthcare Inspectorate Wales (HIW) reports to ensure recommendations made are being progressed across the organisation to enable learning. Received assurance regarding participation in National Clinical Audit noting that the Health Board contributes to all mandated audits.
Charitable Funds Committee	<ul style="list-style-type: none"> Scrutinised applications for charitable funds Reviewed charitable funds income and expenditure Considered and endorsed the Charitable Funds Accounts and Annual Report 2021/22
Mental Health Act Monitoring Committee	<ul style="list-style-type: none"> Reviewed the use of the Mental Health Act within the Health Board and received assurance on compliance with the legislative requirements of the Mental Health Act.

People and Culture Committee	<ul style="list-style-type: none"> • Monitored how the Health Board was addressing key workforce priorities, noting in particular the challenges to the workforce presented by the continuing pandemic whilst recovering services and winter pressures. • Regularly reviewed the COVID-19 Workforce Dashboard which provided data on workforce supply, absence, GUH and mass vaccination recruitment and COVID-19 Workforce Risk Assessment compliance. • Kept under review the Health Board's approach to, and progress with, Agile Working, Workforce Planning and Talent and Succession planning.
-------------------------------------	---

Board Development

Board members took part in a number of development and briefing sessions through 2021/22. Topics covered at these sessions included:

- Restart and Recovery
- Digital Health and Care Wales – Introductory session
- Developing an integrated Research, Improvement, Innovation and Value (RIIV) approach for the Health Board
- Measuring/Reporting Outcomes
- HIW Annual Report
- Agile Working, Employee Wellbeing and Welsh Language
- Risk Management Approach
- Resource Briefing
- Primary Care Access
- Delivering Care Closer to Home
- Integrated Medium Term Plan development
- Clinical Futures/Grange University Hospital
- People Plan
- People First

Board members also received briefings on:

- The Omicron Variant and incidence rates
- Delivering the Mass Vaccination Programme
- Urgent and Emergency Care Pressures
- Surge Planning and use of the Local Options Framework

In-line with Standing Orders, the Board is required to introduce a process of regular and rigorous self-assessment and evaluation of its own operations and performance and that of its Committees and Advisory Groups. In March 2022, the Board undertook an assessment of its effectiveness, including its committee structure, and identified areas for strengthening and improvement. These included, but are not limited to:

- Establishment of a Board Development Programme for 2022/23
- Establishment of a Board Member Induction Programme for 2022/23

- The need for dedicated time for the Board to undertake horizon scanning and discuss strategic development
- The need for a strengthened focus on outcomes, using intelligence and analytics
- The need for a strengthened focus on the work delivered through partnerships and joint committees
- The development of an Organisational Accountability Framework
- Ongoing development of risk management and assurance mapping.

Advisory Groups and Joint Committees

Advisory Groups

Aneurin Bevan University Health Board's Standing Orders require the Board to establish three advisory groups. These allow the Board to seek advice from and consult with staff and key stakeholders. They are the:

- Stakeholder Reference Group;
- Local Partnership Forum; and
- Healthcare Professionals' Forum.

Information in relation to the role and terms of reference of each Advisory Group can be found in the Health Board's Standing Orders on the Health Board's [website](#).

Stakeholder Reference Group (SRG)

The purpose of the SRG is to encourage full engagement and active debate amongst stakeholders from across the communities served by Aneurin Bevan University Health Board. By doing so, it aims to use the balanced opinions of its stakeholders to inform the Health Board's decision-making processes. The SRG is made up of a range of partner organisations from across the Health Board area and is chaired by an Associate Member of the Board who is also the Veterans Representative. The SRG held a development session in October 2021 to review its purpose, direction and determined future discussions and links with the Board and other groups. The Group discussed how it could provide advice and feedback regarding the Health Board's strategic objectives; an insight about community demands; and a holistic perspective across the communities.

Local Partnership Forum (Known as the Trade Union Partnership Forum [TUPF])

The TUPF is the formal mechanism for the Health Board and Trade Union/Professional Organisation Representatives to work together to improve health services. It is the forum where key stakeholders will engage with each other to inform, debate and seek to agree local priorities on workforce and health service issues. The TUPF is co-chaired by the Chair of Staff Representatives and the Chief Executive of the Health Board. Members are Staff Representatives (including the Independent Member for

Trade Unions), the Executive Team and Chief Executive, the Director of Corporate Governance, the Assistant Directors of Workforce and OD and the Head of Workforce Governance. The Forum meets 6 times a year.

Healthcare Professionals' Forum (HPF)

The purpose of the HPF is to facilitate engagement and debate amongst the wide range of clinical interests within the Health Board's area of activity, with the aim of reaching and presenting a cohesive and balanced professional perspective to inform the Health Board's decision making.

During 2021/22, the Board did not have in place its Healthcare Professionals Forum. In the absence of this Group, the Board has continued to engage clinical professionals through its professional executive directors (Medical Director, Director of Nursing, Director of Therapies and Health Sciences and Director of Public Health) and existing professional management groups. The Board also engages with primary care providers through its cluster arrangements. It is the intention to take forward arrangements in respect of the Healthcare Professional's Forum in 2022/23.

Joint Committees

As set out within the Health Board's Standing Orders, the Board is required to establish, as a minimum, the following joint Committees:

- The Welsh Health Specialised Services Committee (WHSSC) and
- The Emergency Ambulance Services Committee.

Welsh Health Specialised Services Committee (WHSSC)

The Welsh Health Specialised Services Committee (WHSSC) is responsible for the joint planning of Specialised and Tertiary Services on behalf of [Local Health Boards in Wales](#).

WHSSC was established in 2010 by the [Local Health Boards \(LHBs\) in Wales](#) to ensure that the population of Wales has fair and equitable access to the full range of specialised services. In establishing WHSSC to work on their behalf, the seven LHBs recognised that the most efficient and effective way of planning these services was to work together to reduce duplication and ensure consistency.

WHSSC is hosted by Cwm Taf Morgannwg University Local Health Board. The Health Board is represented on the Committee by the Chief Executive and reports of the Joint Committee's activity are regularly reported to the Board.

Emergency Ambulance Services Committee (EASC)

Emergency Ambulance Services in Wales are provided by the Welsh Ambulance Services NHS Trust (WAST) and commissioning of Ambulance Services in Wales is a collaborative process underpinned by a quality and

delivery framework. The framework provides for clear accountability for the provision of emergency ambulance services with the Chief Ambulance Services Commissioner (CASC) and the Emergency Ambulance Services Committee (EASC) acting on behalf of Health Boards and holding WAST to account as the provider of emergency ambulance services. EASC is hosted by Cwm Taf Morgannwg University Local Health Board. The Health Board is represented on the Committee by the Chief Executive and reports of the joint committee's activity are regularly reported to the Board.

Partnership Working

Aneurin Bevan University Health Board is committed to working constructively in partnership with others to plan and secure the delivery of an equitable, high quality, whole system approach to health, well-being and social care for the population of Gwent. This is delivered in accordance with the Health Board's statutory duties and any specific requirements or directions made by the Welsh Ministers, which includes the development of population assessments and area plans.

Gwent Regional Partnership Board

The Gwent Regional Partnership Board (RPB) is established under the Partnership Arrangements (Wales) Regulations 2015, within which local authorities and local health boards are required to establish Regional Partnership Boards to manage and develop services to secure strategic planning and partnership working. RPBs also need to ensure effective services, and care and support is in place to best meet the needs of their respective population. The objectives of the Gwent Regional Partnership Board is to ensure the partnership bodies work effectively together to:

- Respond to the population assessment carried out in accordance with section 14 of the Act;
- Develop, publish and implement the Area Plans for each region covered as required under section 14A of the Act;
- Ensure the partnership bodies provide sufficient resources for the partnership arrangements, in accordance with their powers under section 167 of the Act; and
- Promote the establishment of pooled funds where appropriate.

Welsh Government has distributed an Integrated Care Fund across Wales to the seven Regional Partnership Boards (RPBs) in Wales. The aim of the fund is to drive and enable integrated working between social services, health, housing and the third sector and independent providers to develop sustainable services.

The Integrated Care Fund is hosted by Aneurin Bevan University Health Board on behalf of Gwent Regional Partnership Board.

Integrated Care Fund is a standing agenda item on the Regional Partnership monthly meetings. All matters in relation to ICF are discussed and approved within the partnership forum. Information is cascaded

throughout the partnership structures for transparency. Where needed, the RPB accommodates special meetings to sign off ICF investment plans where meetings schedules do not align with reporting or development timeframes.

Aneurin Bevan University Health Board Members included in the membership of the Regional Partnership Board are:

- Ann Lloyd, Health Board Chair
- Glyn Jones, Interim Chief Executive Officer
- Sarah Aitken, Director of Public Health & Strategic Partnerships
- Chris O'Connor, Interim Director of Primary, Community Care & Mental Health
- Katija Dew, Independent Member

Further detail in respect of the Gwent RPB can be found on the RPB's [website](#).

Gwent Public Services Board

The Gwent Public Services Board (PSB) is the statutory body established by the Well-being of Future Generations (Wales) Act 2015 which brings together the public bodies in Gwent to meet the needs of Gwent citizens present and future. The aim of the group is to improve the economic, social, environmental and cultural well-being of Gwent. Working in accordance with the five ways of working, the Board has published its Well-being Assessment and Well-being Plan.

The Health Board contributes to achieving these objectives through the delivery of the Clinical Futures Strategy and the Integrated Medium-Term Plan (IMTP).

Aneurin Bevan University Health Board Members included in the membership of the Public Services Board are:

- Ann Lloyd, Health Board Chair
- Glyn Jones, Interim Chief Executive Officer
- Sarah Aitken, Director of Public Health & Strategic Partnerships

Further detail in respect of the Gwent PSB can be found on the PSB's [website](#).

NHS Wales Shared Services Partnership

NHS Wales Shared Services Partnership (NWSSP) was established in November 2010 to deliver economies of scale; efficiencies and consistency of quality and process for the business and professional services that were directly managed and delivered by local NHS bodies.

As a hosted organisation, NWSSP operates under the legal framework and Establishment Order of Velindre University NHS Trust. The Managing

Director is the designated Accountable Officer for Shared Services in line with The Velindre National Health Service Trust Shared Services Committee (Wales) Regulations 2012 and is accountable to the Director General/CEO NHS Wales and Health Boards, Special Health Authorities and Trusts through the Shared Services Partnership Committee (the Partnership Committee). The Partnership Committee meets bi-monthly and is chaired by Professor Tracy Myhill OBE. The membership is comprised of representatives from each NHS organisation, including Aneurin Bevan University Health Board.

The Partnership Committee is responsible for exercising the Velindre National Health Service Trust's functions in relation to shared services, including the setting of policy and strategy and the management and provision of shared services to Local Health Boards, Special Health Authorities and National Health Service Trusts. Several committees and advisory groups have been established to help support the governance arrangements that underpin how NWSSP operates.

Further detail in respect of NHS Wales Shared Services Partnership can be found on NWSSP's [website](#).

THE PURPOSE OF THE SYSTEM OF INTERNAL CONTROL

The system of internal control is designed to manage risk to a reasonable level rather than to eliminate all risks; it can therefore only provide reasonable and not absolute assurances of effectiveness.

The system of internal control is based on an ongoing process designed to identify and prioritise the risks to the achievement of the policies, aims and objectives, to evaluate the likelihood of those risks being realised and the impact should they be realised, and to manage them efficiently, effectively and economically. The system of internal control has been in place for the year ended 31 March 2022 and up to the date of approval of the annual report and accounts."

CAPACITY TO HANDLE RISK

As Accountable Officer, I have overall responsibility for risk management and report to the Board on the effectiveness of risk management across the Health Board. My advice to the Board has been informed by executive officers and feedback received from the Board's Committees, in particular the Audit, Finance and Risk Committee and the Patient Quality, Safety and Outcomes Committee.

Executive Team meetings present an opportunity for executive directors to consider, evaluate and address risk, and actively engage with and report to the Board and its committees on the organisation's risk profile. The Health Board's lead for risk is the Director of Corporate Governance (the Board Secretary), who is responsible for establishing the policy framework and systems and processes that are needed for the management of risks within the organisation. Depending on the nature of risk, other Directors will take

ownership for management and mitigation, for example, patient safety risks fall within the responsibility of the Medical Director, the Director of Nursing and Midwifery and the Director of Therapies and Health Science.

The Risk Management Framework

The Health Board revised its approach to risk management in 2021 which resulted in a substantial revision of the Risk Management Strategy. The revised approach is predicated on a risk-based assessment of organisational, life course objectives as described within the approved Health Board IMTP, identifying the risks to delivery. The approach also takes into consideration previous findings from Audit Wales' Structured Assessment Reviews and Internal Audit's recommendations in relation to risk management.

This approach is a hybrid model of best practice risk management frameworks including COSO Enterprise Risk Management Framework, ISO 31000 and usual Health systems risk management approaches.

At each Board meeting, the Health Board receives a Strategic Risk Report which provides a high-level account of all risks included on the corporate risk register and the principal risks outlined within the Board Assurance Framework (with a score of 15 or greater). This report is published in the public domain, ensuring transparency and honesty around the strategic risks the Health Board has identified as obstacles to delivery of the IMTP. Members of the public and any other stakeholders have the opportunity to comment or raise queries on these risk reports, in line with the Health Board Standing Orders.

The Health Board's electronic risk management system and associated functionality provides a useful mechanism for operational teams to record risks, raise and escalate risks to a Strategic level via an alert to the Corporate Risk Register and subsequently the Head of Corporate Services, Risk and Assurance. In addition to this, the Executive Directors of the Health Board hold assurance meetings with their respective Divisions to discuss management of ongoing risks that Divisions hold and provides a further opportunity to escalate risks.

In relation to Quality, Patient Safety risks, the Health Board has a well-established Quality Patient Safety Operational Group that reports to the Patient Quality Safety and Outcomes Committee (PQSO). This meeting is chaired by the Director of Therapies and Health Science and extends its membership to other clinical Executive colleagues. The Terms of Reference and membership of this Group is currently under review to ensure it remains fit for purpose.

At each Executive Team meeting there is a dedicated, standing risk section on the agenda to provide the opportunity for any horizon scanning, strategic risks to be raised and for any Divisional risks to be escalated from relevant Directors. These mechanisms enhance and offer further structure

and support to the revised organisational risk management approach outlined above and endorsed by the Health Board in 2021.

The approach allows for risks to be escalated from an operational level if they are identified as themes across the organisation but conversely enables a strategic, horizon scanning avenue for Executives and Board members to highlight risks and escalate to the Corporate Risk Register. It also lends itself to be laterally informed by legislation and Welsh Government directives.

The Health Board will continue to embed its Risk Management Strategy throughout 2022/23 supplemented by a [risk management strategy realisation plan](#) which was recently endorsed at the Audit, Risk and Assurance Committee in April 2022. The Audit, Risk & Assurance Committee will remain responsible for monitoring implementation of the plan to ensure the organisation reaches its full potential in relation to the revised Risk Management Strategy. In monitoring the ongoing implementation, any risks to delivery or gaps in assurance can be identified with remedial actions agreed and implemented to mitigate and ensure the plan continues to progress. It is anticipated that delivery of the risk management realisation plan will be complete by April 2023.

To further support this work, a Risk Management Community of Practice has been established within the Health Board to allow for organisational learning, examples of best practice and challenges and issues regarding risk management to be raised. This group has met twice and has bi-monthly dates scheduled for meetings to continue throughout 2022 and into 2023, supplemented through an agreed programme of topics to discuss at each meeting. A copy of the adopted Terms of Reference for the Risk Management Community of Practice is available [here](#).

The Risk Management Community of Practice has a good level of attendees from a broad cross-section of the organisation, these attendees have become 'risk champions' for their areas and provide a vital link between corporate, strategic risk management and operational implementation. It is anticipated that as this Community of Practice continues to establish, training and competencies can be shared across Divisions and Directorates enabling a coherent and consistent approach to risk management and provide a mechanism for leveraging a shift in risk management culture.

Board Assurance Framework

The Board Assurance Framework provides the Board with an overview of the Principal Risks to achievement of its Strategic Objectives, along with a position on the level of assurance that it can reasonably take in relation to each risk. The Board Assurance Framework is aligned to the Health Board's Risk Management System and Quality Governance System to ensure that the Board is focussed on risk management and performance at an integrated strategic and operational level.

The Board Assurance Framework is used to identify gaps in assurance and therefore drives the focus of the Board and its Committees in seeking required assurance and thus ensuring the delivery of strategic objectives and the management of strategic risks. The Board Assurance Framework is underpinned by a risk based Internal Audit Programme as a means of ensuring objective assurance to the Board is also available.

The Board received the revised [Board Assurance Framework](#) at its May 2021 meeting, and a half year review was presented at its November 2021 meeting.

During 2021/22, Internal Audit undertook a review of the Board's arrangements for utilising its Board Assurance Framework and concluded that the Board could take reasonable assurance that it had robust arrangements in place, in this regard. In 2022/23, the Health Board will work to mature its assurance management approach, integrating further strategic risk and assurance mapping. This will be supplemented with a programme of training and support for the organisation to embed integrated risk and assurance systems and processes at all levels of the organisation. This forms an integral aspect of the [risk management strategy realisation plan](#) that was presented to Audit, Risk and Assurance Committee in April 2022.

COVID 19 Pandemic – Risk Management

The need to plan and respond to the COVID-19 pandemic presented the Health Board with a number of challenges to the organisation and a number of new and emerging risks were identified. Continuous monitoring and review of these risks informed action plans for mitigation and contributed to the Health Board's plans and priorities during 2020/21/22.

Whilst the organisation did have a major incident and operational business continuity plans in place, as required by the Civil Contingencies Act 2004, the scale and impact of the pandemic has been unprecedented. Significant action has been taken at a national and local level to prepare and respond to the likely impact on the organisation and population. This has also involved working in partnership on the multi-agency response as a key member of the Strategic Co-ordination Group. There does remain a level of uncertainty about the overall longer-term impact this will have on the delivery of services by the organisation, however, based on the intelligence and information provided, as Accountable Officer, I am confident that all appropriate action is being taken.

The organisation continues to work closely with a wide range of partners, including the Welsh Government, as it continues with its response and planning into the recovery phase. It will be necessary to ensure this is underpinned by robust risk management arrangements and the ability to identify, assess and mitigate risks which may impact on the ability of the organisation to achieve their strategic objectives.

Further detail on the Health Board's Emergency Planning arrangements is provided within Part 1: The Performance Report.

Management of Risks During 2021/22

The Health Board made progress during 2021/22 in relation to risk management and this is evidenced through the reasonable assurance rating obtained from Internal Audit on organisational risk management processes. However, it is recognised that further development work is required, and this is planned to be taken at pace over the course of the next 12-18 months. An outline of the key deliverables described within this plan is available [here](#).

The main areas of organisational risks during 2021/22 related to COVID-19 and sustained pressure on acute/secondary, primary and tertiary services impacted from COVID itself, compounded by previous societal actions undertaken due to the pandemic, the impact from which is yet to be fully understood and won't be for some time.

The most recent risk to be added to the Corporate Risk Register reflects the current conflict position in Ukraine and makes an assessment as to any potential impacts on the Health Board. A copy of the risk profile, inherent, current and target score assessment, risk appetite, internal controls and action plans to mitigate the risk is available [here](#).

The Health Board's Risk Profile

As at end of May 2022 there are **23** Organisational Risk Profiles, of which **13** form Principal Risks due to the scoring being 15 or greater and are included and monitored via regular strategic risk reports to the Board and included in the Board Assurance Framework. The following table provides a breakdown of the risks and level of severity:

High	13
Moderate	8
Low	2

The **23 risks** which comprise the Corporate Risk Register are broken down into the following themes:

Theme Area	Number of Risks on Corporate Risk Register
Quality, Patient Safety	9
Financial	2
Environmental	1
Reputational/legislative	2
Workforce	1
ICT	2
COVID (Specific VoC)	1
Staff Well-being	1

A copy of the latest Strategic Risk Report presented to Board in May 2022 which includes an overview of all risks on the corporate risk register is available [here](#). Within the high-level risk description for each risk profile, an assessment has been made to determine if the risk has occurred as a result of the pandemic. The Health Board took the decision in early 2021 to amalgamate the corporate risk register with the COVID risk register as it became clear that COVID would become part of core business and needed to be managed as such.

Risk Appetite

As part of its risk management arrangements, the Health Board has agreed a set of definitions in relation to risk appetite and attitude which is outlined in the table below. The risk **Appetite** can be applied to shorter term risks and can be more dynamic; however, the risk **Attitude** is usually applied to longer term risks and tends to be more fixed. It is noted, however, that the risk Appetite and Attitude definitions will be reviewed in order for the Health Board to progress its organisational approach to risk management.

Assessment	Description of potential effect
Very High (‘hungry’ for risk) Risk Appetite Level 5	The Health Board accepts and tolerates some risks because of the potential short and long term benefits that might arise. However, it recognises that this might result in reputational damage, financial impact or exposure, major breakdown in services, information systems or integrity problems, significant incidents of regulatory and/or legislative compliance issues, potential impact on staff/service users.
High (open to risk) Risk Appetite Level 4	The Health Board is willing to Tolerate or Treat risks that may result in reputation damage, financial impact or exposure, major breakdown in services, information systems or integrity, significant incidents of regulatory and/or legislative compliance, potential risk of injury to staff/service users. This level of appetite is predicated on the benefits being anticipated to be significantly advantageous to the Health Board.
Moderate (cautious risk taking) Risk Appetite Level 3	The Health Board is willing to Treat, Tolerate, Transfer (upon a balance of residual risks) risks in certain circumstances that may result in reputation damage, financial loss or exposure, major breakdown in services, information systems or integrity, significant incidents of regulatory and/or legislative compliance, potential risk of injury to staff/service users.

Assessment	Description of potential effect
Low (averse to risk) Risk Appetite Level 2	The Health Board aspires to Treat, Transfer or Terminate (except in very exceptional circumstances) risks that may result in reputation damage, financial impact or exposure, major breakdown in services, information systems or integrity, significant incidents of regulatory and/or legislative compliance, potential risk of injury to staff/service users.
Zero (avoid taking risks) Risk Appetite Level 1	The Health Board aspires to Terminate risks under any circumstances that may result in reputation damage, financial impact or exposure, major breakdown in services, information systems or integrity, significant incidents of regulatory and/or legislative compliance, potential risk of injury to staff/service users or public.

Changes to standard reporting templates has enabled the Board to become more aware of risk appetite in relation to the risk profiles it is responsible for. The revised template for cover reports for Committees and the Board provides a high-level overview of the risks being managed within the Committee or Board's portfolio and whether they are being managed within the agreed risk appetite level. Further work is now required to ensure that where risks are not managed within agreed limits, robust plans and objectives are in place to de-escalate. This will lead to a greater sense of control amongst the risk management culture within the Health Board.

A Board Development session specifically in relation to risk appetite is planned for 22nd June 2022 to refresh and ensure understanding of the agreed risk appetite levels currently in use within the Health Board (previously agreed in 2020).

THE CONTROL FRAMEWORK

Quality Assurance Framework

Ensuring patients and their families receive high quality, safe, compassionate care from staff who are supported to work in a culture of openness and transparency is a fundamental objective of the Board. The Board is accountable for ensuring the quality and safety of the services it provides and commissions.

The Board has an approved Quality Assurance Framework 2020-23. The specific purpose of the Framework is to realise the vision of care, which is:

- Safe
 - Effective
 - Patient-centred
- Timely
 - Efficient
 - Equitable

with systematic, continuous and sustained improvement in the quality of care provided by Aneurin Bevan University Health Board.

The Quality Assurance Framework forms an essential element of the overall system and controls that are in place within the Health Board; whose purpose is to mitigate and manage risk which may occur with regard to the achievement of our strategic objectives and priorities as set out in the Health Board's Integrated Medium-Term Plan. The Framework is aligned to the Board's Assurance Framework and has inherent links to the Risk Management Strategy.

The Health Board's Quality Assurance Framework Domains are set out as:

1. Staff engagement and feedback
2. Service user engagement and feedback
3. Leadership and learning
4. Risk Management
5. Improvement methodology
6. Quality intelligence and performance reporting.

The Health Board's Quality Assurance Framework Structure comprises a range of groups, each of which focus on an aspect of quality and safety with all ultimately reporting to the Board's Quality & Patient Safety Committee, via the Quality and Patient Safety Operational Group (QPSOG).

The Quality and Patient Safety Operational Group is chaired by the Executive Director for Therapies and Health Sciences and brings together the corporate leads for an aspect of quality with senior representatives from every Division. The Terms of Reference and membership of this Group is currently under review to ensure it remains fit for purpose.

In May 2022, Audit Wales, published its [review of Quality Governance arrangements](#) within Aneurin Bevan University Health Board. The review examined the organisation's governance arrangements to support delivery of high quality, safe and effective services and focused on both the operational and corporate approach to quality governance, organisational culture and behaviours, strategy, structures and processes, information flows and reporting. The Review concluded:

"Overall, we found that the Health Board has clearly articulated the corporate arrangements for quality governance and its key areas of focus for quality and safety. However, there remain weaknesses at a divisional and directorate level which could impact the flow of assurance from floor to board."

The Review set out eight areas for improvement which the Health Board will work to address in 2022/23. The Board's Patient Quality, Safety and Outcomes Committee will monitor delivery of the required actions.

Health and Care Standards

The Wales Health and Care Standards (HCS) came into force from 1 April 2015 and provides the "...basis for improving the quality and safety of healthcare services by providing a framework which can be used in

identifying strengths and highlighting areas for improvement.” (NHS Wales Health and Care Standards. Welsh Government, 2015).

The Health and Care Standards are grouped into 7 themes and provide the framework against which the Health Board assesses all services, to identify gaps, risks and areas for improvement.

The Health Board’s Quality Assurance Framework is mapped to the Health and Care Standards and covers the themes of Patient Safety, Clinical Effectiveness, Dignified Care and Individual Care. The Health Board’s Quality and Patient Safety Operational Group reports to each meeting of the Board’s Patient Quality, Safety and Outcomes Committee (PQSOC) and escalates issues to it as appropriate. For each standard, a Corporate Standard Holder is identified who has expertise in that standard and provides an overview of what, should be in place to meet the standard. The overview lays out both the corporate systems and processes for the standard and what the Health Board’s Divisions need to do to meet the standard. The Board’s Patient Quality, Safety and Outcomes Committee receives an annual report setting out compliance with each standard, ensuring the Health and Care Standards remain at the heart of the Health Board, as the main quality assurance framework for the NHS in Wales.

Information Governance

The Health Board has a range of responsibilities in relation to the information that it holds, uses, and shares. The Medical Director is the Health Board’s Caldicott Guardian and the Director of Planning, Performance, Digital and IT is the Senior Information Risk Owner (SIRO).

During 2021/22, the Health Board continued to implement processes and communications around information asset tracking, General Data Protection Regulations (GDPR) and data protection. The information governance e-learning training material was revised and made available on the intranet for staff. Revision of privacy notices at a national and local level have taken place and are being deployed. Information governance policies continue to be reviewed on an all-Wales basis as part of the collaborative work required in light of GDPR to ensure consistency of policy content and context across organisations.

The Health Board continues to be proactive in using the NHS Wales Information Governance management support framework to ensure consistency of policy, standards and interpretation of the law and regulation across NHS Wales’ organisations.

During 2021-22, the Health Board received just over 5,000 Data Protection Act Subject Access Requests (SARs); this is a 10% increase since 2020-2021. The largest proportion of requests received continues to be made by solicitors and legal services. Compliance rate with Subject Access Requests has varied over the year, with a maximum compliance of 95% achieved and a compliance rate of 92% for March 2022.

The Wales Accord on the Sharing of Personal Information (WASPI) framework is embedded in the way in which the Health Board shares relevant information with its partner organisations. This was important when sharing personal information between partners as part of the COVID-19 response.

A personal data incident is a breach of security leading to the accidental or unlawful destruction, loss, alteration, un-authorised disclosure of, or access to personal data. In line with GDPR requirements, all personal data incidents must be reviewed daily, and any incidents deemed significant must be formally reported to the Information Commissioner's office (ICO) within 72 hours. During 2021/22, there were no personal data incidents formally reported to the ICO. During 2021/22, there were no material lapses of data security, other than trivial ones.

During 2021/22, six complaints were made to the Information Commissioners Office (ICO) by complainants, with none upheld. The Health Board provided supportive evidence to the ICO in all cases to demonstrate that it was acting within the law and had provided the complainants with an effective service regarding their information. As a result, no action was taken by the ICO against the Health Board.

During 2021/22, there were 722 information governance incidents recorded by staff on the Health Board's DATIX Incident Reporting System: an increase of 62 from the previous year. These incidents are of varying levels of concern, such as missing pages in a paper record, to ICT systems being unavailable for a period, but none were reported as major incidents.

The Corporate Governance Code

The Corporate Governance Code currently relevant to NHS bodies is 'The corporate governance in central government departments: code of good practice' (published 21 April 2017). The Health Board, like other NHS Wales organisations, is not required to comply with all elements of the Code, however, the main principles of the Code stand as they are relevant to all public sector bodies. The Corporate Governance code is reflected within key policies and procedures. Further, within our system of internal control, there are a range of mechanisms in place that are designed to monitor our compliance with the Code. These include Self-assessment; Internal and External Audit; and Independent Reviews.

The Board is clear that it is complying with the main principles of the Code and is conducting its business openly and in line with the Code, and that there were no departures from the Code as it applies to NHS bodies in Wales. A copy of the current self assessment against the code is provided as Attachment Three.

PLANNING ARRANGEMENTS

The NHS Wales Finance Act 2006 requires the submission to Welsh Government of Integrated Medium-Term Plans (IMTP) for approval. In April 2020, the Welsh Government wrote to all Health Boards and Trusts to formally pause the IMTP process in light of the Covid-19 pandemic. Subsequently, in December 2020, the Welsh Government issued the [NHS Wales Annual Planning Framework for 2021 to 2022](#). This confirmed that the full IMTP process remained paused and that NHS organisations were required to submit Board approved Draft Annual Plans to Welsh Government by the 31st March 2021. The Welsh Government would not be formally assessing the plans submitted. The Health Board submitted a Board approved Annual Plan on 31st March 2021.

In December 2021 Welsh Government confirmed the resumption of the formal IMTP process following the decision in 2020 to pause this requirement in the light of the COVID-19 pandemic. At that same time Welsh Government issued the [NHS Wales Annual Planning Framework for 2022 to 2025](#).

At its meeting in March 2022, the Board approved its IMTP for 2022-25 for submission to Welsh Government. Confirmation of Welsh Government approval is awaited at the time of writing.

The Health Board's Integrated Medium-Term Plan 2022-25 is a natural progression from the Annual Plan 2021/22, building on the life course approach, whilst recognising the context within which the Health Board now operates is different from the one recognised in 2020/21. This being a renewed focus on sustainable recovery, which is characterised by a fundamental shift that encompasses the wider role of Health and Social Care in reducing health inequalities, delivering the foundational economy, and protecting the environment for future generations with the Net Zero 2030 ambition.

MANDATORY DISCLOSURE STATEMENTS

Pensions Scheme

I can confirm that as an employer with staff entitled to membership of the NHS Pension Scheme, control measures are in place to ensure all employer obligations contained within the Scheme regulations are complied with. This includes ensuring that deductions from salary, employers' contributions and payments into the Scheme are in accordance with Scheme rules and that the member Pension Scheme records are accurately updated in accordance with the timescales detailed in the Regulations. Further detail in this regard is included within the provisions note within the 2021/22 Financial Statements (Note 20).

Equality, Diversity & Human Rights

At its meeting in March 2022, the Board received its Annual Equality report for 2020/21, which set out the work that was undertaken from 01 April 2020 - 31 March 2021 within the Health Board to meet Health Board objectives that were identified and agreed within the Strategic Equality Objectives. The report also included the Equality Monitoring data based on a snapshot as of 31 March 2021.

Progress has been made in the delivery of the Health Board's equality objectives and the range of information the organisation is increasingly able to draw on. The Health Board recognises that due to the entrenched nature of some inequalities stronger progress must continue to be made and these have been carried forward via the Strategic Equality Objectives for 2020 – 2024, integrated into the Health Board's IMTP and response to the Regional Partnership Board's Population Needs Assessment 2022-2027.

The pandemic has further highlighted existing inequalities and has widened others. Older people, ethnic minority people and some disabled people, particularly those in care homes, have been disproportionately impacted by the pandemic. The Health Board will keep the Strategic Equality Plan 2020-2024 under review to ensure that as more evidence continues to emerge the action plan will reflect what needs to be done to address inequalities.

The Health Board's Annual Equality Report 2020/21 can be found on the Health Board's [website](#).

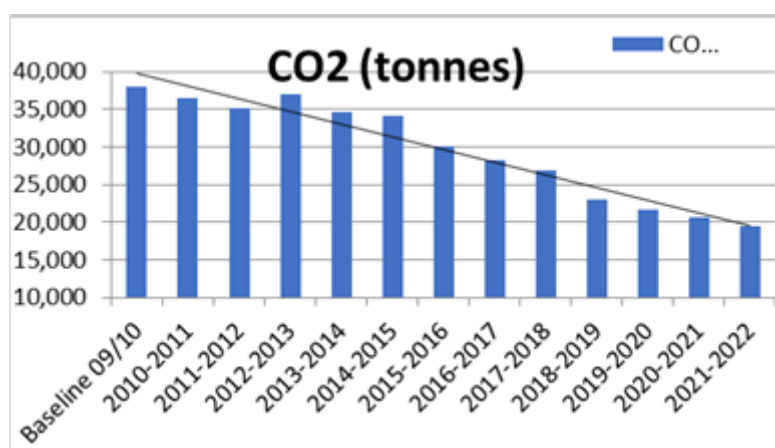
Sustainability and Carbon Reduction Plans

Risk assessments are in place in accordance with emergency preparedness and civil contingency requirements as based on UKCIP 2009 weather projections to ensure that the organisation's obligation under the Climate Change Act and the Adaptation Reporting requirements are complied with.

The Health Board continues to align its activities to complement and make progress towards the objectives and targets set out in the NHS Wales Decarbonisation Strategic Delivery Plan, published by Welsh Government in 2021. The Plan responds to the declaration of the climate emergency in 2019 and the ambition of Welsh Ministers for the Welsh public sector to be net zero by 2030. In 2022/23, the Health Board will establish its Decarbonisation Framework in response to the national plan.

In the last decade the Health Board has made consistent progress with reducing both energy consumption and carbon emissions from its estate.

Since the original baseline in **2009/10** the Health Board has cut carbon emissions by **18,663 tonnes CO₂**, equating to a **49%** reduction. For 2021/22 the Health Board reports carbon emissions from its buildings as **19,400 tonnes** (excluding the Grange University Hospital).



The Health Board continues to work towards introducing more sustainable and resource efficient methods of processing waste generated from health care activities. The Health Board continues to work towards implementing a zero to landfill approach in collaboration with external contractors.

The Health Board continues to operate a third party certified Environmental Management System (EMS) to the international standard ISO 14001:2015. The EMS has been developed to become the focal point for driving forward continual environmental improvement. It provides a joined-up approach for the management of waste minimisation initiatives, recycling, energy and carbon management, sustainable procurement and sustainable travel initiatives. The Health Board places high importance on continued certification to ISO 14001 and the assurance it provides to the Board and our stakeholders.

The Health Board complies with Biodiversity and Resilience of Ecosystems Duty under Section 6 of the Environment (Wales) Act 2016, which seeks to enhance resilience and biodiversity across the estate. To this end a number of local initiatives are in place including wildflower planting in conjunction with external art installations at the Grange University Hospital, the continued success and development of the Walled Garden at Llanfrechfa Grange by the charitable organisation 'Friends of Llanfrechfa Grange Walled Garden' and the Cardiff University Pharma-Bees project at Ysbyty Ystrad Fawr.

The Board's Partnerships, Population Health and Planning Committee received a [presentation](#) on the Health Board's Decarbonisation Plans at its meeting in April 2022. The Board will receive its Annual Sustainability Report in September 2022, which will be published to the Health Board's website.

Quality of Data

The Health Board makes every attempt to ensure the quality and robustness of its data and has regular checks in place to assure the accuracy of information relied upon. However, it is recognised that the multiplicity of systems and data inputters across the organisation means that there is always the potential for variations in quality, and therefore

always scope for improvement. We have an on-going data quality improvement approach which routinely assesses the quality of our data across key clinical systems. Good quality clinically coded data plays a fundamental role in the management of hospitals and services. Coded data underpins much of the day to day management information used within the NHS and is used to support healthcare planning, resource allocation, cost analysis, assessments of treatment effectiveness and can be an invaluable starting point for many clinical audits.

The Board relies upon independent and objective assurances, such as those provided by auditors and inspectors, to comment upon the effectiveness of the Board's assurance system. This assurance system includes reporting on financial performance, operational performance and quality of and associated outcomes.

Ministerial Directions & Welsh Health Circulars

The Welsh Government has previously issued Non-Statutory Instruments and reintroduced Welsh Health Circulars (WHCs) in 2014/15. Details of these and a record of any ministerial directions given is available on the Welsh Government website. A full detail of the WHCs issued to the Health Board in 2021/22 and the Health Board's responding action is included at **Attachment 2**.

There have been no Ministerial Directions issued in 2021/22. There was one Ministerial Direction issued in December 2019, to address the operational challenges arising as a consequence of pension tax arrangements. Further detail in this regard is included in provisions within the 2021/22 Financial Statements (Note 20).

REVIEW OF EFFECTIVENESS OF SYSTEM OF INTERNAL CONTROL

As Accountable Officer, I have responsibility for reviewing the effectiveness of the system of internal control. My review of the system of internal control is informed by the work of the internal auditors, and the executive officers within the organisation who have responsibility for the development and maintenance of the internal control framework, and comments made by external auditors in their audit letter and other reports.

The Board has adopted a structured approach to risk management, whereby risks are identified, assessed and controlled, and if appropriate, escalated or de-escalated through the governance mechanisms of the organisation.

During 2021/22, the Board's Audit, Finance and Risk Committee and Quality, Patient Safety and Outcomes Committee has played a key role in monitoring the effectiveness of internal control and the process for risk management. Work will continue in 2022/23 to strengthen the reporting of risks to the Board and its Committees. We will ensure that the work of all regulators, inspectors and assurance bodies is mapped and evidenced in our assurance framework so that the Board is fully aware of this activity

and the level of assurance it provides. We will also continue to strengthen arrangements for monitoring and reporting progress in implementing recommendations arising from the work of auditors.

The Health Board also uses reports from Healthcare Inspectorate Wales, the Welsh Risk Pool and other inspectorates and regulatory bodies to inform the governance and assurance approaches established by the organisation. A tracking mechanism for these recommendations is also in place and progress in delivering these recommendations is overseen by the Patient Quality, Safety and Outcomes Committee via updates in respect of Inspections.

INTERNAL AUDIT


Internal audit provides me as Accountable Officer and the Board through the Audit, Finance and Risk Committee with a flow of assurance on the system of internal control. I have commissioned a programme of audit work which has been delivered in accordance with public sector internal audit standards by the NHS Wales Shared Services Partnership. The scope of this work is agreed with the Audit, Finance and Risk Committee and is focussed on significant risk areas and local improvement priorities.

The overall opinion by the Head of Internal Audit on governance, risk management and control, is a function of this risk-based audit programme and contributes to the picture of assurance available to the Board in reviewing effectiveness and supporting our drive for continuous improvement.

The programme has been impacted by the need to respond to the COVID-19 pandemic with some audits deferred, cancelled or curtailed as the organisation responded to the pandemic. The Head of Internal Audit is satisfied that there has been sufficient internal audit coverage during the reporting period in order to provide the Head of Internal Audit Annual Opinion. In forming the Opinion, the Head of Internal Audit has considered the impact of the audits that have not been fully completed.

Head of Internal Audit's Opinion for 2021/22

The Head of Internal Audit Opinion on the overall adequacy and effectiveness of the organisation's framework of governance, risk management, and control for 2021/22 is set out below:

Reasonable assurance		The Board can take Reasonable Assurance that arrangements to secure governance, risk management and internal control, within those areas under review, are suitably designed and applied effectively. Some matters require management attention in control design or compliance with low to moderate impact on residual risk exposure until resolved.
-----------------------------	---	--

Due to the ongoing impact of COVID-19 on the organisation, the internal audit plan during 2021/22 needed to be agile and responsive to ensure that key developing risks were covered. As a result of this approach, and with the support of officers and independent members across the Health Board, the plan has been delivered substantially in accordance with the agreed schedule. Changes required during the year have been approved by the Audit, Risk and Assurance Committee. In addition, regular audit progress reports have been submitted to the Committee. Although changes have been made to the plan during the year, Internal Audit has confirmed that sufficient audit work has been undertaken during the year to be able to give an overall opinion in line with the requirements of the Public Sector Internal Audit Standards.

The Internal Audit Plan for 2021/22 year was initially presented to the Committee in March 2021. The audit coverage in the plan was deliberately focused on key strategic and operational risk areas; the outcome of these audit reviews may therefore have highlighted control weaknesses that impact on the overall assurance opinion.

Overall, the Head of Internal Audit was able to provide assurances to the Board that arrangements to secure governance, risk management and internal control are suitably designed and applied effectively in the areas as set out in the table below.

The Head of Internal Audit's Opinion confirms that, where a Limited Assurance has been given, management are aware of the specific issues identified and have agreed action plans to improve control in these areas. In addition, and in part reflecting the impact of COVID-19, Internal Audit also undertook a number of advisory and non-opinion reviews to support the overall opinion. A summary of the audits undertaken in the year and the results are summarised in the table overleaf.

Substantial Assurance	Reasonable Assurance
<ul style="list-style-type: none"> Clinical Negligence Costs Charitable Funds Occupational Health GUH: Financial Assurance (Follow-up) GUH: Technical Assurance 	<ul style="list-style-type: none"> Financial Sustainability Gifts, Hospitality and Declarations of Interest Putting Things Right Operational Plan for Resumption of Services Pathology Medicines Management Falls Management Facilities – Care after Death Corporate Governance Mental Capacity Act Flu Immunisation Flow Centre Risk Management IT System Controls Tredegar Health and Wellbeing Centre GUH: Follow-up GUH: Quality Waste Management Network and Information Systems (NIS) Directive
Limited Assurance	Advisory & Non-Opinion
<ul style="list-style-type: none"> Continuing Healthcare 	<ul style="list-style-type: none"> Datix (Support of Incident Management) Follow-up of High Priority Recommendations Medical Equipment and Devices
No Assurance	
N/A	

Limited Assurance Rated Reviews

Continuing healthcare

The purpose of this review was to provide assurance that there are robust commissioning arrangements in place within the Mental Health and Learning Disabilities Division (the Division), focusing on quality and safety.

In determining a limited level of assurance, Internal Audit identified a number of matters which required management attention, including:

- ensuring sustainable improvements in terms of accountability and scrutiny for commissioned services is undertaken;
- ensuring wider Divisional attention and oversight of CHC/S117 commissioning activity is in place;
- the need for assessing the quality of services delivered by providers on the All Wales Framework (AWF) is completed; and
- ensuring Divisional preparedness for the implementation of the new national policy and framework for CHC (due April 2022), to include a robust approach to training.

In undertaking the review, Internal Audit recognised that the Division had already identified the need for work in these areas and whilst some progress had been made, the impact of the Pandemic had further progress.

The Audit, Risk and Assurance Committee considered the management action plan at its meeting on [7th April 2022](#) to respond to the weaknesses identified and will monitor progress in line with agreed timescales via the Audit Recommendations Tracker. The process for which was also set out in a paper to the Audit, Finance and Risk Committee on 7th April 2022.

EXTERNAL AUDIT: AUDIT WALES STRUCTURED ASSESSMENT

The Audit Wales Structured Assessment Report for 2021, examined the arrangements the Health Board has in place to support good governance across key areas of the Health Board's business and the efficient, effective, and economic use of resources. The Report concluded with the following assessment:

Overall, we found the Health Board maintains adequate Board and Committee arrangements and is embedding its new governance structure alongside its assurance mechanisms, but there are opportunities to assess the effectiveness of these arrangements. The Health Board has gone through a period of high turnover amongst its senior leaders at Board-level whilst also holding a number of Independent Member vacancies. The Health Board has effective financial management arrangements enabling it to meet its financial duties over the last three years. However, its underlying deficit presents a risk to financial sustainability going forward. Arrangements for developing and submitting the Annual Plan are effective. Whilst the Annual Plan provides clarity on strategic objectives and has informed Board and Committee business, there has been limited oversight and scrutiny on overall delivery of the Annual Plan at Board-level.

The Health Board has committed to undertake a number of improvement actions during 2022 to respond to this assessment. The progress against these actions will be monitored by the Executive Team and the Health Board's Committees, with the overall organisational response to these actions will be kept under review through the Audit, Risk and Assurance Committee's reporting and tracking mechanisms.

The [Structured Assessment 2021](#), along with the Health Board's [response](#), is available on the Audit Wales website.

CONCLUSION

As Accountable Officer for Aneurin Bevan University Health Board, based on the assurance process outlined above, I have reviewed the relevant evidence and assurances in respect of internal control. I can confirm that the board and its Executive Directors are alert to their accountabilities in respect of internal control and the Board has had in place during the year

a system of providing assurance aligned to corporate objectives to assist with identification and management of risk. I am pleased to note that, as a result of our internal control arrangements, Aneurin Bevan University Health Board continues to be on 'routine' monitoring as part of NHS Wales Escalation and Intervention arrangements.

During 2021-22, the Health Board proactively identified areas requiring improvement and requested that Internal Audit undertake detailed assessments in order to manage and mitigate associated risks. Further work will be undertaken in 2022/23 to ensure implementation of recommendations arising from audit reviews, in particular where a limited assurance rating is applied. Work will also continue in 2022/23 to embed risk management and the assurance framework at a corporate level. Implementation of the Board's Annual Governance Priorities, set out within the IMTP 2022-25, will see a further strengthening of the Board's effectiveness and the system of internal control in 2022/23.

This Annual Governance Statement confirms that Aneurin Bevan University Health Board has continued to mature as an organisation and, whilst there are areas for strengthening, no significant internal control or governance issues have been identified. The Board and the Executive Team has had in place a sound and effective system of internal control that provides regular assurance aligned to the organisation's strategic objectives and strategic risks. Together with the Board, I will continue to drive improvements and will seek to provide assurance for our citizens and stakeholders that the services we provide are efficient, effective and appropriate, and are designed to meet patient needs and expectations.

As indicated throughout this statement, the need to plan and respond to the COVID-19 pandemic and its longer-term implications has had a significant impact on the organisation, wider NHS and society as a whole. It has required a dynamic response that has presented a number of opportunities in addition to the risks. The need to respond and recover from the pandemic will be with the organisation and wider society throughout 2021/22, 2022/23 and beyond. I will ensure our Governance Framework considers and responds to this need.

Signed:

Glyn Jones
Glyn Jones, Interim Chief Executive
Dated: 14 June 2022

MODERN SLAVERY ACT 2015 – TRANSPARENCY IN SUPPLY CHAINS

The Health Board is fully committed to the Welsh Government Code of Practice Ethical Employment in Supply Chains. This has been established by the Welsh Government to support the development of more ethical supply chains to deliver contracts for the Welsh public sector and third sector organisations in receipt of public funds.

The code of practice sets out a number of commitments and Procurement Services on behalf of the Health Board has commenced the preparation of an action plan so that it can monitor progress against these. As an example, The Health Board have included the requirement for all suppliers to meet the Act in our standard NHS Terms and Conditions of contract.

Also, following the Transparency in Supply Chains consultation (2019), the UK Government has committed to extend section 54 of the Modern Slavery Act 2015 to public bodies in England and Wales with a budget of £36m or more – This requires organisations to produce annual statements by 30th September of each financial year, that provide details of steps taken to prevent modern slavery in their operations and supply chain. A draft statement is being compiled by Procurement Service and Legal/Risk in readiness for the 30th of September deadline, reflecting the work to date, any further and emerging risks and appropriate mitigations.

The procurement function is a key area for ethical employment in supply chains. This is run by NHS Wales Shared Services Partnership (NWSSP) which is hosted by Velindre University NHS Trust (Velindre). More information can be found on the work done on the Health Board's behalf by NWSSP on the Shared Services Partnership [website](#).

Attachment One

The Board has been constituted to comply with the Local Health Boards (Constitution, Membership and Procedures) (Wales) Regulations 2009. In addition to responsibilities and accountabilities set out in terms and conditions of appointment, Board members also fulfil Champion roles where they act as ambassadors for these matters.

Name	Position and Area of Expertise	Dates (if not full year)	Board Committee Membership	Attendance	Champion Role
Independent Members					
Ann Lloyd	Chair		Chair of the Board	6 out of 7	
			Chair, Remuneration and Terms of Service Committee	3 out of 3	
			Chair, Strategy, Planning Partnerships and Wellbeing Group	5 out of 5	
Emrys Elias	Vice Chair	Until 30 th September 2021	Vice Chair of the Board	4 out of 4	Mental Health (until 30/9/21)
			Member Audit, Finance and Risk Committee (until 30/9/21)	4 out of 4	
			Chair, Mental Health Act Monitoring Committee (until 30/9/21)	1 out of 2	
			Chair, Patient Quality, Safety and Outcomes Committee (until 30/9/21)	3 out of 3	
			Member, Remuneration and Terms of Service Committee (until 30/9/21)	1 out of 1	
			Member, Strategy, Planning Partnerships and Wellbeing Group	2 out of 2	
Pippa Britton	Independent Member (Community)	Until 17 th October 2021	Interim Vice Chair of the Board (from 18/10/21 – previously	6 out of 7	

Name	Position and Area of Expertise	Dates (if not full year)	Board Committee Membership	Attendance	Champion Role
	Interim Vice Chair	From 18 th October 2021	Independent Member(Community) of the Board		Mental Health (from 18/10/21) Putting Things Right
			Chair, Mental Health Act Monitoring Committee (from 28/10/21)	2 out of 2	
			Chair, Patient Quality, Safety and Outcomes Committee (from 28/10/21) (previously Vice Chair)	4 out of 6	
			Chair, People and Culture Committee (until 8/10/21)	3 out of 3	
			Vice Chair, Remuneration and Terms of Service Committee	3 out of 3	
			Member, Strategy, Planning Partnerships and Wellbeing Group	4 out of 5	
Katija Dew	Independent Member (Third Sector)		Member of the Board	7 out of 7	Older Persons
			Member of Audit, Finance and Risk Committee	7 out of 7	
			Vice Chair, Mental Health Act Monitoring Committee	4 out of 4	
			Chair, Charitable Funds Committee	4 out of 4	
			Member, Strategy, Planning Partnerships and Wellbeing Group	5 out of 5	
Shelley Bosson	Independent Member (Community)		Member of the Board	7 out of 7	Infection Prevention and Control
			Chair, Audit, Finance and Risk Committee	7 out of 7	
			Member, Patient Quality, Safety and Outcomes Committee	5 out of 6	
			Member, Remuneration and Terms of Service Committee	3 out of 3	

Name	Position and Area of Expertise	Dates (if not full year)	Board Committee Membership	Attendance	Champion Role
			Member, Strategy, Planning Partnerships and Wellbeing Group	5 out of 5	
Louise Wright	Independent Member (Trade Union)		Member of the Board	5 out of 7	Children and Young People
			Member Patient Quality, Safety and Outcomes Committee (from 28/10/21)	3 out of 3	
			Vice Chair, Charitable Funds Committee	4 out of 4	
			Chair, People and Culture Committee (from 28/10/21), previously Vice Chair	3 out of 3	
			Member, Remuneration and Terms of Service Committee (from 8/10/21)	2 out of 2	
			Member, Strategy, Planning Partnerships and Wellbeing Group	5 out of 5	
Richard G Clarke	Independent Member (Local Authority)		Member of the Board	6 out of 7	
			Vice Chair, Audit, Finance and Risk Committee	6 out of 7	
			Member, Strategy, Planning Partnerships and Wellbeing Group	3 out of 5	
Professor Helen Sweetland	Independent Member (University)		Member of the Board	6 out of 7	
			Member, Patient Quality, Safety and Outcomes Committee	6 out of 6	
			Member, People and Culture Committee	2 out of 2	

Name	Position and Area of Expertise	Dates (if not full year)	Board Committee Membership	Attendance	Champion Role
			Member, Strategy, Planning Partnerships and Wellbeing Group	4 out of 5	
Paul Deneen	Independent Member (Community)		Member of the Board	7 out of 7	Equality
			Member of Audit, Finance and Risk Committee (from 8/10/21)	3 out of 3	
			Member, Mental Health Act Monitoring Committee	3 out of 4	
			Member, Patient Quality, Safety and Outcomes Committee	6 out of 6	
			Member, People and Culture Committee (from 28/10/21)	0 out of 1	
			Member, Strategy, Planning Partnerships and Wellbeing Group	5 out of 5	
Keith Sutcliffe	Chair, Stakeholder Reference Group		Associate Member of the Board	3 out of 7	Armed Forces & Veterans
			Member, Charitable Funds Committee	1 out of 4	
			Member, Strategy, Planning Partnerships and Wellbeing Group	1 out of 5	

Name	Position and Area of Expertise	Dates (if not full year)	Board Committee Membership	Attendance	Champion Role
Executive Directors					
Judith Paget	Chief Executive	Until 1 st November 2021	Member of the Board	4 out of 4	
			Member, Charitable Funds Committee (until 1/11/21)	0 out of 1	
			Member, Strategy, Planning Partnerships and Wellbeing Group	2 out of 3	
			Attendee as requested at all Board Committees		
Glyn Jones	Interim Chief Executive	From 1 st November 2021	Member of the Board	3 out of 3	
			Member, Charitable Funds Committee	1 out of 2	
			Member, Strategy, Planning Partnerships and Wellbeing Group	2 out of 2	
			Attendee as requested at all Board Committees		
Glyn Jones	Director of Finance and Performance/Deputy Chief Executive	Until 1 st November 2021	Member of the Board	4 out of 4	
			Member, Charitable Funds Committee	1 out of 2	
			Member, Strategy, Planning, Partnerships and Wellbeing Group	1 out of 3	
			Attendee as requested at all Board Committees		
Rob Holcombe	Interim Director of Finance, Procurement and Value Based Healthcare	From 1 st November 2021	Member of the Board	3 out of 3	
			Member, Charitable Funds Committee	3 out of 3	
			Member, Strategy, Planning Partnerships and Wellbeing Group	1 out of 2	

Name	Position and Area of Expertise	Dates (if not full year)	Board Committee Membership	Attendance	Champion Role
			Required Attendee: Audit, Finance and Risk Committee		
			Attendee as requested at all Board Committees		
Dr James Calvert	Medical Director		Member of the Board	7 out of 7	Caldicott
			Member, Strategy, Planning Partnerships and Wellbeing Group	2 out of 5	
			Required attendee: Patient Quality, Safety and Outcomes Committee		
			Attendee as requested at all Board Committees		
Geraint Evans	Director of Workforce and OD	Until 31 st August 2021	Member of the Board	1 out of 1	Raising Concerns Welsh Language
			Member, Strategy, Planning Partnerships and Wellbeing Group	2 out of 2	
			Required attendee: People and Culture Committee		
			Attendee as requested at all Board Committees		
Sarah Simmonds	Director of Workforce and OD	From 22 nd July 2021	Member of the Board	6 out of 6	Raising Concerns Welsh Language
			Member, Strategy, Planning Partnerships and Wellbeing Group	2 out of 3	
			Required attendee: People and Culture Committee		

Name	Position and Area of Expertise	Dates (if not full year)	Board Committee Membership	Attendance	Champion Role
			Attendee as requested at all Board Committees		
Nicola Prygodzicz	Director of Planning, Digital and IT	Until 1 st November 2021	Member of the Board	3 out of 4	Emergency Planning
			Member, Strategy, Planning Partnerships and Wellbeing Group	3 out of 3	
			Attendee as requested at all Board Committees		
Nicola Prygodzicz	Director of Planning, Performance, Digital and IT / Interim Deputy Chief Executive	From 1 st November 2021	Member of the Board	3 out of 3	
			Member, Strategy, Planning Partnerships and Wellbeing Group	2 out of 2	
			Attendee as requested at all Board Committees		
Rhiannon Jones	Director of Nursing		Member of the Board	7 out of 7	Children and Young People Infection Prevention and Control Putting Things Right
			Member, Strategy, Planning Partnerships and Wellbeing Group	1 out of 5	
			Required attendee: Patient Quality, Safety and Outcomes Committee		
			Attendee as requested at all Board Committees		
Nick Wood	Director of Primary, Community and Mental Health	Until 5 th December 2021	Member of the Board	4 out of 5	
			Member, Strategy, Planning Partnerships and Wellbeing Group	4 out of 4	
			Required attendee: Mental Health Act Monitoring Committee		

Name	Position and Area of Expertise	Dates (if not full year)	Board Committee Membership	Attendance	Champion Role
			Attendee as requested at all Board Committees		
Peter Carr	Director of Therapies and Health Sciences		Member of the Board	5 out of 7	Fire Safety Violence and Aggression
			Member, Strategy, Planning Partnerships and Wellbeing Group	3 out of 5	
			Required attendee: Patient Quality, Safety and Outcomes Committee		
			Attendee as requested at all Board Committees		
Dr Sarah Aitken	Director of Public Health and Strategic Partnerships	From 6 th December 2021 to 28 th February 2022	Member of the Board	6 out of 7	
	Director of Public Health and Strategic Partnerships / Interim Director of Primary, Community and Mental Health Services		Member, Strategy, Planning Partnerships and Wellbeing Group	3 out of 5	
			Required attendee: Mental Health Act Monitoring Committee (6/12/21-28/2/22)		
			Attendee as requested at all Board Committees		
Dr Chris O'Connor	Interim Director of Primary, Community and Mental Health Services	From 28 th February 2022	Member of the Board	0 out of 1	
			Member, Strategy, Planning Partnerships and Wellbeing Group		
			Required attendee: Mental Health Act Monitoring Committee		

Name	Position and Area of Expertise	Dates (if not full year)	Board Committee Membership	Attendance	Champion Role
			Attendee as requested at all Board Committees		
Directors in Attendance					
Claire Birchall	Director of Operations	Until 2 nd May 2021	Attendee at the Board	0 out of 0	
			Attendee as requested at all Board Committees		
Leanne Watkins	Interim Director of Operations	From 12 th April 2021 to 16 th March 2022	Attendee at the Board	4 out of 6	
	Director of Operations	From 17 th March 2022	Attendee at the Board	1 out of 1	
			Attendee as requested at all Board Committees		
Board Secretary / Director of Corporate Governance					
Richard Howells	Interim Board Secretary	Until 30 th November 2021	Attendee at the Board	5 out of 5	
			Attendee as requested at all Board Committees		
Rani Mallison	Board Secretary/Director of Corporate Governance	From 28 th November 2021	Attendee at the Board	2 out of 2	
			Attendee as requested at all Board Committees		

Following the departure of the Vice Chair in September 2021, amendments were made to committee membership to enable quoracy.

Quoracy of Meetings

Board/Committee	Date						
Board	26 th May 2021	28 th July 2021	22 nd September 2021	13 th October 2021	24 th November 2021	26 th January 2022	23 rd March 2022
Patient Quality, Safety and Outcomes Committee	13 th April 2021	15 th June 2021	1 st September 2021	19 th October 2021	7 th December 2021	8 th February 2022	
Audit, Risk and Finance Committee	8 th April 2021	18 th May 2021	8 th June 2021	12 th August 2021	7 th October 2021	2 nd December 2021	3 rd February 2022
Charitable Funds Committee	10 th June 2021	9 th November 2021	11 th January 2022	3 rd March 2022			
Strategy, Planning, Partnership and Wellbeing Group	21 st April 2021	29 th June 2021	21 st October 2021	10 th November 2021	4 th January 2022		
Remuneration and Terms of Service Committee	9 th September 2021	10 th March 2022					

Quorate

Non-Quorate

Attachment Two

Welsh Health Circular/Date of Compliance	Date/Year of Adoption	Action to demonstrate implementation/response
WHC 2021/005 National Health Service Directions on cross border healthcare and reimbursement of costs of treatment within the EU	6 th April 2021	The new directive has been reviewed and implemented, and the previous guidance/procedure updated and followed accordingly.
WHC 2021/008 Revised national steroid treatment card	27 th May 2021	The WHC covering letter was circulated to secondary and primary care departments including independent pharmacist and GP practices. The primary care Scriptswitch system is updating both Primary Care IT systems to ensure alerts are triggered on the initiation of steroid prescribing and on the issue of repeat prescriptions. This work is complete with respect to oral and injected steroids but continues in relation to topical and inhaled steroids. In addition, community pharmacist dispense steroid cards on the initiation of prescribing and intermittently thereafter. The Health Board has declared compliance with <i>PSN057 – Emergency Steroid Therapy Cards</i> .
WHC 2021/10 Review of standing orders, reservation and delegation of powers	16 th September 2021	Standing Orders and Scheme of Delegation amended and approved by the Board.
WHC 2021/11 Health boards and trusts financial monitoring guidance 2021 to 2022	23 rd April 2021	Actioned on a monthly basis via signed returns monitoring returns to WG & FDU.
WHC 2021/12 Protocol for dealing with violence and aggression towards NHS staff	22 nd April 2021	WHC issued and implemented
WHC 2021/19 The national influenza immunisation programme 2021 to 2022	4 th August 2021	WHC issued and implemented: As at 15/03/22 flu vaccination uptake in ABUHB among those 65 years and older and in clinical risk groups aged 6 months to 64 years was the highest in Wales. Uptake in 2 and 3 year olds and Health Board staff was broadly in line with the All Wales average. Focus for the 2022/23 campaign will be 2 and 3 year olds, specific clinical risk cohorts under 65 and care home staff.

Welsh Health Circular/Date of Compliance	Date/Year of Adoption	Action to demonstrate implementation/response
WHC 2021/021 Introduction of Shingrix® for immunocompromised individuals from September 2021	1 st September 2021	All practice managers and practice nurses were sent the WHC with specific information and links to the relevant Shingles slide sets for training.
WHC 2021/022 Publication of the quality and safety framework	17 th September 2021	<p>The Wales Q&S Framework was presented at a recent QPSOG meeting attended by all Divisions, with a particular focus on the Duty of Quality and the implementation of a Quality Management System approach.</p> <p>The Health Board has recently procured a digital platform to support a quality management system for clinical audit and improvement. The revision of the clinical audit strategy to support a programme of divisional local audit designed to meet quality and safety priorities is currently underway.</p> <p>The QPS team are currently exploring options to recruit a QPS informatics lead who will support improved use of data in line with the framework with a particular focus on supporting Divisions.</p> <p>Key individuals from the Health Board have been identified to support all 5 workstreams for the quality and engagement act.</p> <p>Implementation of stage one of the national reporting framework is now complete.</p>
WHC 2021/023 Care decisions for the last days of life	23 rd September 2021	A new End of Life Care Board has been established where the CDG will be monitored. The WHC was disseminated across the Health Board and to partners with a request for immediate implementation.
WHC 2021/024 NHS Wales' contribution towards a net-zero public sector by 2030	8 th September 2021	WHC issued and implemented

Welsh Health Circular/Date of Compliance	Date/Year of Adoption	Action to demonstrate implementation/response
WHC 2021/025 All Wales Carpal tunnel syndrome pathway	15 th September 2021	WHC issued and implemented
WHC 2021/028 Healthcare associated infections and antimicrobial resistance improvement goals	27 th September 2021	The HCAI Welsh Government expectations against the nationally reportable infections are reported at every PQSO Committee, with performance oversight via RNTG.
WHC 2021/026 Overseas visitors' eligibility to receive free primary care	6 th October 2021	WHC issued and implemented
WHC 2021/027 NHS Wales blood health plan	27 th September 2021	ABUHB endorses the principles of Patient Blood Management as set out in the Blood Health Plan using the following strategies: 1. Pre-optimisation of patient's haemoglobin via pre-operative assessment clinics with use of oral and IV iron as appropriate 2. Minimising blood loss using improved surgical techniques and using Tranexamic Acid for appropriate patients 3. Blood conservation by using intra-operative cell salvage for appropriate patients where moderate blood loss is expected and using single unit transfusions in the stable non-bleeding patient.
WHC 2021/031 NHS Wales Planning Framework 2022 to 2025	9 th November 2021	WHC issued and implemented
WHC 2021/032 Role and provision of dental public health in Wales	16 th November 2021	Dental Public Health team is employed by Public Health Wales. At national level, 3 Consultants in Dental Public Health have national lead roles on Oral Health Improvement, Dental Services Innovation and Oral Health Intelligence and thus provide dental public health leadership to programmes like Designed to Smile, General Dental Services Reform Programme and Dental Epidemiology Programme in Wales.

Welsh Health Circular/Date of Compliance	Date/Year of Adoption	Action to demonstrate implementation/response
WHC 2021/033 Role and provision of oral surgery in Wales	14 th December 2021	Primary Care Oral Surgery and Primary Care Oral Surgery Sedation service was established in substantially in 2014. This is funded via the GDS budget. Contracts are to be reviewed in 2022/23. Service is provided in accordance with the WHC.
WHC 2021/34 Health Board Revenue Allocations 2022/23	9 th February 2022	WHC issued and implemented
WHC 2022/05 Welsh Value in Health Centre Data Requirements	24 th March 2022	WHC issued and implemented
WHC 2022/07 Recording of Dementia Read Codes	15 th February 2022	WHC issued and implemented
WHC 2022/10 Reimbursable vaccines and eligible cohorts for the 2022 to 2023 NHS seasonal influenza (flu) vaccination programme	29 th March 2022	WHC issued and implemented
WHC 2022/14 Healthcare associated infections and antimicrobial resistance improvement goals	1 st March 2022	The HCAI Welsh Government expectations against the nationally reportable infections are reported at every PQSO Committee, with performance oversight via RNTG.

Ministerial Directions (MDs)	Date/Year of Adoption	Action to demonstrate implementation/response
2021. No.41 – Directions to Local Health Boards as to the Statement of Financial Entitlements (Amendment) Directions 2021	April 2021	Implemented as required. Payment adjustments via SSP.
2021. No.59 – The Directions to Local Health Boards and NHS Trusts in Wales on the Delivery of Autism Services 2021	July 2021	Implemented as required.
2021. No.65 – The Primary Care (PfizerBioNTech Vaccine COVID-19 Immunisation Scheme) Directions 2021	July 2021	Implemented as required as part of COVID vaccination programme.
2021. No.70 –	August 2021	Implemented as required as part of COVID vaccination programme.

The Primary Care (Contracted Services: Immunisations) Directions 2021		
2021. No.75 – Directions to Local Health Boards as to the Statement of Financial Entitlements (Amendment) (No. 2) Directions 2021	September 2021	Implemented as required.
2021. No.77 – The National Health Service (General Medical Services – Recurring Premises Costs during the COVID-19 Pandemic) (Wales) (Revocation) Directions 2021	September 2021	Implemented as required. Revocation applied.
2021. No.83 – The Pharmaceutical Services (Fees for Applications) (Wales) Directions 2021 <u>SI/SR Template (gov.wales)</u>	October 2021	Actioned by Shared Services via service agreement
2021. No.84 – The Directions to Local Health Boards as to the Personal Dental Services Statement of Financial Entitlements (Amendment) Directions 2021	October 2021	Implemented as required.
2021. No.85 – The Directions to Local Health Boards as to the General Dental Services Statement of Financial Entitlements (Amendment) (No.2) Directions 2021	October 2021	Implemented as required.
2021. No.88 – The Directions to Local Health Boards as to the General Dental Services Statement of Financial Entitlements (Amendment) (No. 3) Directions 2021	October 2021	Implemented as required. All GDS/PDS contracts managed in accordance with the requirements.
2021. No.89 – The Directions to Local Health Boards as to the Personal Dental Services Statement of Financial Entitlements (Amendment) (No. 3) Directions 2021	October 2021	Implemented as required. All GDS/PDS contracts managed in accordance with the requirements.
2021. No.90 – The Primary Medical Services (Influenza and Pneumococcal Immunisation Scheme) (Directed Enhanced Service) (Wales)	November 2021	Implemented as required as part of Flu/pneumo vaccination programme.

(No. 2) (Amendment) Directions 2021		
2021. No.93 – Directions to Local Health Boards as to the Statement of Financial Entitlements (Amendment) (No.3) Directions 2021	December 2021	Implemented as required. Practice declaration.
2021. No.97 – The Primary Care (Contracted Services: Immunisations) (Amendment) Directions 2021	December 2021	Implemented as required as part of COVID vaccination programme.
2022. No.06 – The Pharmaceutical Services (Clinical Services) (Wales) Directions 2022 <u>SI/SR Template (gov.wales)</u>	March 2022	Actioned by Shared Services and ABUHB Community Pharmacy Team
2022. No.13 – The Wales Infected Blood Support Scheme (Amendment) Directions 2022	March 2022	N/A- for action by Velindre University NHS Trust.

Attachment Three

[Corporate governance in central government departments: code of good practice 2017](#)

Aneurin Bevan University Health Board Assessment 2021/22

Chapter 2 The Role of the Board	
Applicable Paragraphs	Assessment
Principle: 2.1 Each department should have an effective board, which provides leadership for the department's business, helping it to operate in a business-like manner. The board should operate collectively, concentrating on advising on strategic and operational issues affecting the department's performance, as well as scrutinising and challenging departmental policies and performance, with a view to the long-term health and success of the department.	
2.2 The board forms the collective strategic and operational leadership of the department, bringing together its ministerial and civil service leaders with senior non-executives from outside government, helping the department to operate in a business-like manner. The board's role includes appropriate oversight of ALBs.	Aneurin Bevan University Health Board has a Board, which comprises Independent Members appointed by the Minister for Health and Social Services, and Executive Members appointed by the organisation. The Board is headed by a Chair appointed by the Minister and a Chief Executive, who is the Accountable Officer to the Chief Executive of NHS Wales/Director General for Health and Social Services, Welsh Government.
2.3 The board does not decide policy or exercise the powers of the ministers. The department's policy is decided by ministers alone on advice from officials. The board advises on the operational implications and effectiveness of policy proposals. The board will operate according to recognised precepts of good corporate governance in business:	
<ul style="list-style-type: none"> • Leadership – articulating a clear vision for the department and giving clarity about how policy activities contribute to achieving this vision, including setting risk appetite and managing risk • Effectiveness – bringing a wide range of relevant experience to bear, including through offering rigorous challenge and scrutinising performance • Accountability – promoting transparency through clear and fair reporting • Sustainability – taking a long-term view about what the department is trying to achieve and what it is doing to get there 	<p>The work of the Board is guided and determined by its Standing Orders, Standing Financial Instructions and Schemes of Delegation. This provides the framework for delegation and decision making within the Health Board.</p> <p>The Board provides leadership and direction to the organisation and has a key role in ensuring that the organisation has sound governance arrangements in place. The Board seeks an open culture and high standards in the ways in which its work is conducted. Board Members share corporate responsibility for all decisions and undertake a key role in monitoring the performance of the organisation.</p>

2.4 The board should meet on at least a quarterly basis; however, best practice is that boards should meet more frequently. It advises on five main areas:

- Strategic Clarity – setting the vision and/or mission and ensuring all activities, either directly or indirectly, contribute towards it; long-term capability and horizon scanning, ensuring strategic decisions are based on a collective understanding of policy issues; using outside perspective to ensure that departments are challenged on the outcomes
- Commercial Sense – approving the distribution of responsibilities; advising on sign-off of large operational projects or programmes; ensuring sound financial management; scrutinising the allocation of financial and human resources to achieve the plan; ensuring organisational design supports attaining strategic objectives; setting the department’s risk appetite and ensuring controls are in place to manage risk; evaluation of the board and its members, and succession planning
- Talented People – ensuring the department has the capability to deliver and to plan to meet current and future needs
- Results Focus – shaping the single departmental plan, including strategic aims and objectives; monitoring and steering performance against plan; scrutinising performance of ALBs; and setting the department’s standards and values
- Management Information – ensuring clear, consistent, comparable performance information is used to drive improvements

2.7 The board also supports the accounting officer in the discharge of obligations set out in *Managing Public Money*¹ for the proper conduct of business and maintenance of ethical standards.

2.12 Where board members have concerns, which cannot be resolved, about the running of the department or a proposed action, they should ensure that their concerns are recorded in the minutes. This might occur, for example, in the rare

The Board meets at least six times a year and in addition holds an Annual General Meeting.

Discussions, actions and decisions of all meetings of the Board and its Committees are formally recorded as minutes or action notes.

The Board’s role, as set out in its Standing Orders, is to:

- Set the strategic direction for the organisation
- Hold the organisation to account for performance and delivery
- Set the tone and culture of the Board and the organisation

The Board’s business is therefore structured in this way and encompasses the five main areas set out in point 2.4.

circumstance in which the lead minister, as chair of the board, considers it necessary to depart from the collective view of the board.	
Chapter 3 Board Composition	
Applicable Paragraphs	Assessment
Principle: 3.1 The board should have a balance of skills and experience appropriate to fulfilling its responsibilities. The membership of the board should be balanced, diverse and manageable in size. 3.2 The roles and responsibilities of all board members should be defined clearly in the department's board operating framework.	
<p>3.5 Non-executive board members will exercise their role through influence and advice, supporting as well as challenging the executive, and covering such issues as:</p> <ul style="list-style-type: none"> • support, guidance and challenge on the progress and implementation of the single departmental plan • performance (including agreeing key performance indicators), operational issues (including the operational and delivery implications of policy proposals), adherence to relevant standards (e.g. commercial, digital), and on the effective management of the department • the recruitment, appraisal and suitable succession planning of senior executives, as appropriate within the principles set out by the Civil Service Commission. <p>3.10 The board should provide collective strategic and operational leadership to the departmental family, helping it to operate in a business-like manner.</p> <p>3.11 The board should include people with a mix and balance of skills and understanding to match and complement the department's business and its strategic aims, typically including:</p> <ul style="list-style-type: none"> • leadership • management of change in complex organisations • process and operational delivery • knowledge of the department's business and policy areas 	<p>The Board has a range of skills and expertise. Individuals are appointed to Independent Member or Executive roles based on their particular backgrounds and specialist knowledge. Independent Members are appointed by the Minister for Health and Social Services advised by the Chair of the Board through a rigorous appointment process.</p> <p>It is acknowledged that there has been significant change to the Board membership, in terms of both Independent Members and Executive Directors during 2021/22.</p> <p>All Independent Member appointments including the Chair and Vice Chair are appointed by Welsh Government and the appointment processes are managed by the Public Appointments Department of Welsh Government. The appointment panels for all Executive appointments, although organisation appointments, will have external independent assessors and Welsh Government representation.</p> <p>All Executive Directors are appointed to permanent NHS contracts. Independent Members are appointed for up to four years at any one time and can be re-appointed up to a maximum of eight years in the organisation. This is controlled by Welsh Government as they are Ministerial appointments.</p>

- corporate functions, such as finance, human resources, digital, commercial and project delivery

3.12 The mix and balance of skills and understanding should be reviewed periodically, at least annually as part of the board effectiveness evaluation (see paragraph 4.12 below), to ensure they remain appropriate for the department's board.

3.13 The search for board candidates should be conducted, and appointments made, on merit, with due regard for the benefits of diversity on the board, including gender, on which the Government has an aspiration that half of all new appointees made to public bodies are women. This includes non-executive appointments to departmental boards. However, this is not just about gender; diversity is about encouraging applications from candidates with the widest range of backgrounds.

3.15 The board should agree and document in its board operating framework a *de minimis* threshold and mechanism for board advice on the operation and delivery of policy proposals.

There is a national programme of induction, in which all members are asked to participate. This is organised by Academi Wales and Welsh Government. Tailored programmes of induction have commenced for new Independent Members, however there is further work to do on building a comprehensive programme for future use. There is also a programme of Board Development Sessions and Board Briefings and other training made available to the Board.

The Board is provided with a range of information including performance information at Board and Committee Meetings. The format and content of these is informed by national standards and requirements and also locally requested information.

Chapter 4: Board Effectiveness	
Applicable Paragraphs	Assessment
<p>Principle: 4.1 The board should ensure that arrangements are in place to enable it to discharge its responsibilities effectively, including: formal procedures for</p> <ul style="list-style-type: none"> the appointment of new board members, tenure and succession planning for both board members and senior officials allowing sufficient time for the board to discharge its collective responsibilities effectively induction on joining the board, supplemented by regular updates to keep board members' skills and knowledge up-to-date timely provision of information in a form and of a quality that enables the board to discharge its duties effectively a mechanism for learning from past successes and failures within the departmental family and relevant external organisations a formal and rigorous annual evaluation of the board's performance and that of its committees, and of individual board members a dedicated secretariat with appropriate skills and experience 	
<p>4.5 The terms of reference for the nominations committee will include at least the following three central elements:</p> <ul style="list-style-type: none"> scrutinising systems for identifying and developing leadership and high potential scrutinising plans for orderly succession of appointments to the board and of senior management, in order to maintain an appropriate balance of skills and experience scrutinising incentives and rewards for executive board members and senior officials, and advising on the extent to which these arrangements are effective at improving performance <p>4.6 The attendance record of individual board members should be disclosed in the governance statement and cover meetings of the board and its committees held in the period to which the resource accounts relate.</p> <p>4.10 Where necessary, board members should seek clarification or amplification on board issues or board papers through the board secretary. The board secretary will consider how officials can best support the work of board</p>	<p>All Independent Member appointments including the Chair and Vice Chair are appointed by Welsh Government and the appointment processes are managed by the Public Appointments Department of Welsh Government. All Executive appointments, although internal appointments have external independent assessors on the panels and also Welsh Government representation.</p> <p>The Annual Governance Statement provides details on the membership of the Board and Committee and the attendance record of individuals at these meetings.</p> <p>The Health Board assesses its own effectiveness each year and is subject to external and internal audit programmes and assessments by regulators and inspectors and Welsh Government. Assessments generated through these mechanism are converted to action and improvement plans and are implemented during each financial year and progress monitored by appropriate Committees and the Board.</p>

members; this may include providing board members with direct access to officials where appropriate.

4.11 An effective board secretary is essential for an effective board. Under the direction of the permanent secretary, the board secretary's responsibilities should include:

- developing and agreeing the agenda for board meetings with the chair and lead non-executive board member, ensuring all relevant items are brought to the board's attention
- ensuring good information flows within the board and its committees and between senior management and non-executive board members, including:
 - challenging and ensuring the quality of board papers and board information
 - ensuring board papers are received by board members according to a timetable agreed by the board
 - providing advice and support on governance matters and helping to implement improvements in the governance structure and arrangements
 - ensuring the board follows due process
 - providing assurance to the board that the department:
 - complies with government policy, as set out in the code
 - adheres to the code's principles and supporting provisions on a comply or explain basis (which should form part of the report accompanying the resource accounts)
 - acting as the focal point for interaction between non-executive board members and the department, including arranging detailed briefing for non-executive board members and meetings between non-executive board members and officials, as requested or appropriate recording board decisions accurately and ensuring action points are followed up
- arranging induction and professional development of board members (including ministers)

In March 2022, the Board undertook an assessment of its effectiveness, including its committee structure, and identified areas for strengthening and improvement. These included, but are not limited to:

- Establishment of a Board Development Programme
- Establishment of a Board Member Induction Programme
- The need for dedicated time for the Board to undertake horizon scanning and discuss strategic development
- The need for a strengthened focus on outcomes, using intelligence and analytics
- The need for a strengthened focus on the work delivered through partnerships and joint committees
- The development of an Organisational Accountability Framework
- Ongoing development of risk management and assurance mapping.

Independent Members of the Board have direct access to members of the executive team in order to seek further information or clarification on issues as and when they arise. Regular Board Development sessions and Board briefings are also held to ensure that Board members are kept up to date on the breadth of issues.

The Board Secretary acts as an independent voice within the organisation to advise and support the Board on governance matters and its approach to openness and transparency. The Board Secretary is responsible for developing the programmes of work for the Board and Committees of the organisation. Ensuring that agenda and papers are developed and reviewed

<p>4.14 Evaluations of the performance of individual board members should show whether each continues to contribute effectively and corporately and demonstrates commitment to the role (including commitment of time for board and committee meetings and other duties).</p> <p>4.15 All potential conflicts of interest for non-executive board members should be considered on a case by case basis. Where necessary, measures should be put in place to manage or resolve potential conflicts. The board should agree and document an appropriate system to record and manage conflicts and potential conflicts of interest of board members. The board should publish, in its governance statement, all relevant interests of individual board members and how any identified conflicts, and potential conflicts, of interest of board members have been managed.</p>	<p>prior to publication to ensure the quality of reports and maximum transparency and openness in the way in which the organisation conducts its business.</p> <p>Board Members complete annual Declarations of Interest and this register is available on the Health Board's website. Declarations of Interest in relation to items on the agenda are also sought at each Board and Committee meeting and are formally recorded within the minutes.</p> <p>Individual annual assessment of Board Executive Directors is undertaken by the Chief Executive and Independent Members by the Chair.</p>
--	--

Chapter 5: Risk Management	
Applicable Paragraphs	Assessment
<p>Principles: 5.1 The board should ensure that there are effective arrangements for governance, risk management and internal control for the whole departmental family. Advice about and scrutiny of key risks is a matter for the board, not a committee. The board should be supported by:</p> <ul style="list-style-type: none"> an audit and risk assurance committee, chaired by a suitably experienced non-executive board member an internal audit service operating to Public Sector Internal Audit Standards¹ sponsor teams of the department's key ALBs <p>5.2 The board should take the lead on, and oversee the preparation of, the department's governance statement for publication with its resource accounts each year.</p>	
<p>5.3 The board's regular agenda should include scrutinising and advising on risk management.</p> <p>5.4 The key responsibilities of non-executive board members include forming an audit and risk assurance committee.</p> <p>5.5 The head of internal audit should periodically be invited to attend board meetings, where key issues are discussed relating to governance, risk management processes or controls across the department and its ALBs.</p> <p>5.6 The board should assure itself of the effectiveness of the department's risk management system and procedures and its internal controls. The board should give a clear steer on the desired risk appetite for the department² and ensure that:</p> <ul style="list-style-type: none"> there is a proper framework of prudent and effective controls, so that risks can be assessed, managed and taken prudently there is clear accountability for managing risks departmental officials are equipped with the relevant skills and guidance to perform their assigned roles effectively and efficiently. 	<p>The Health Board and its Committees monitor the management of risk considering the risks profile and actively engaging in its management.</p> <p>A Corporate Risk Register is maintained and reported to and considered at each Board Meeting, and by the Audit, Finance and Risk Committee. Each Committee monitors risks associated with its portfolio and provides assurance reports on these to the Board.</p> <p>During 2021/22 the Health Board revised its Board Assurance Framework and Risk Management Approach to enable the Board to assess its strategic risks against achievement of the objectives set out in the Annual Plan 2021/22.</p> <p>The revised risk management approach remains in the embedding phase throughout the organisation. Continued engagement throughout the organisation has taken place to strengthen the utilisation of the Health Board's internal electronic risk management system (DATIX).</p>

5.7 The board should also ensure that the department's ALBs have appropriate and effective risk management processes through the department's sponsor teams.

5.8 The board should ensure an ALB makes effective arrangements for internal audit. It is good practice to work with a group or shared internal audit provision, for example covering a department and its ALBs. In any case, the board should ensure it provides for internal audit access to its ALBs.

5.9 The board and accounting officer should be supported by an audit and risk assurance committee, comprising at least three members. The chair of the committee should be a non-executive board member of the board with relevant experience. There should be at least one other non-executive board member of the board on the committee; the committee may also choose to seek further non-executive membership from non-members of the board in order to ensure an appropriate level of skills and experience. At least one, but preferably more, of these committee members should have recent and relevant financial experience.

5.10 Advising on key risks is a role for the board. The audit and risk assurance committee should support the board in this role.

5.11 An audit and risk assurance committee should not have any executive responsibilities or be charged with making or endorsing any decisions. It should take care to maintain its independence. The audit and risk assurance committee should be established and function in accordance with the *Audit and risk assurance committee handbook*.³

5.12 The board should ensure that there is adequate support for the audit and risk assurance committee, including a secretariat function.

Audit Wales undertake a programme of audits each year comprising national and locally agreed audits, including an annual structured assessment. The Audit, Finance and Risk Committee and the Chief Executive also agree an annual programme of internal audits with the NHS Shared Services Audit and Risk Service appointed Head of Internal Audit. The Chief Executive also meets separately with AW and Internal Auditors.

The Head of Internal Audit and Audit Wales are invited to attend all meetings of the Audit Committee, and to observe all other Committees of the Board.

The **Audit, Finance and Risk Committee** is responsible for reviewing the system of governance and assurance established within the Health Board and the arrangements for internal control, including risk management, for the organisation and, in particular, advises on the Annual Governance Statement signed by the Chief Executive. The Committee also keeps under review the risk management approach of the organisation and utilises information gathered from the work of the Board, its own work, the work of other Committees and also other activity in the organisation in order to advise the Board regarding its conclusions in relation to the effectiveness of the system of governance and control. Four Independent Members of the Board comprise the membership of the Committee. In the absence of an Independent Member (Finance) whilst recruitment is ongoing, a Special Advisor (Finance) was in place and attended the Committee until July 2021.

<p>5.13 The annual governance statement (which includes areas formerly covered by the statement on internal control) is published with the resource accounts each year. In preparing it, the board should assess the risks facing the department and ensure that the department's risk management and internal control systems are effective. The audit and risk assurance committee should normally lead this assessment for the board.</p> <p>5.14 The terms of reference of the audit and risk assurance committee, including its role and the authority delegated to it by the board, should be made available publicly. The department should report annually on the work of the committee in discharging those responsibilities.</p> <p>5.15 All boards should ensure the scrutiny of governance arrangements, whether at the board or at one of its subcommittees (such as the audit and risk assurance committee or a nominations committee). This will include advising on, and scrutinising the department's implementation of, corporate governance policy.</p>	<p>The Board Secretary ensures that appropriate secretariat is in place to support the Board and all Committees.</p> <p>The Board prepares an Annual Governance Statement, which is reviewed and approved by the Audit Committee prior to submission to the Board.</p> <p>The Terms of Reference are reviewed annually and published on the Health Board's website.</p>
--	---

Remuneration and Staff Report 2021/22

The Treasury's Government Financial Reporting Manual (FReM) requires that a Remuneration Report shall be prepared by NHS bodies providing information under the headings in SI 2008 No 410, made to the extent that they are relevant. The Remuneration Report contains information about senior managers remuneration. The definition of 'Senior Manager' is: "those persons in senior positions having authority or responsibility for directing or controlling the major activities of the NHS body. This means those who influence the decisions of the entity as a whole rather than the decisions of individual directorates or departments."

This section of the Accountability Report meets these requirements.

The Remuneration and Terms of Service Committee

Remuneration and terms of service for Executive Directors and the Chief Executive are agreed, and kept under review by the Board's Remuneration and Terms of Service Committee. The Committee also monitors and evaluates the annual performance of the Chief Executive and individual Directors (the latter with the advice of the Chief Executive). In 2021/22, the Remuneration and Terms of Service Committee was chaired by the Health Board's Chair, Ann Lloyd CBE, and the membership included the following Members:

- Pippa Britton, Vice Chair of the Board;
- Shelley Bosson, Chair of Audit and Assurance Committee;
- Louise Wright, Independent Member (Trade Union).

Meetings are minuted and decisions fully recorded.

Independent Member Remuneration

Remuneration for Independent Members is determined by the Welsh Government, along with the tenure of appointments.

Directors' and Independent Members' Remuneration

Details of Directors' and Independent Members' remuneration for the 2021/22 financial year, together with comparators are given in Tables below. The norm is for Executive Directors and Senior Managers salaries to be uplifted in accordance with the Welsh Government identified normal pay inflation percentage. In 2021/22, Executive Directors received a pay inflation uplift, in-line with Welsh Government's Framework.

The Remuneration and Terms of Service Committee also reviews objectives set for Executive Directors and assesses performance against those objectives when considering recommendations in respect of annual pay uplifts. It should be noted that Executive Directors are not on any form of

performance related pay. All contracts are permanent with a three-month notice period. Conditions were set by Welsh Government as part of the NHS Reform Programme of 2009. However, for part of the year there were interim Directors in post; an Interim Chief Executive, an Interim Director of Primary, Community Care and Mental Health and Interim Director of Finance, Procurement and VBHC. Further detail on interim appointments can be found in Attachment Two of the Annual Governance Statement.

Salary and Pension Disclosure Table: Salaries and Allowances

ANEURIN BEVAN UNIVERSITY HEALTH BOARD ANNUAL ACCOUNTS 2021-22

Remuneration Report

Salary and Pension entitlements of Senior Managers Remuneration

Name	Title	2021-22					2020-21				
		Full Year Equivalent Salary (bands of £5,000)	Salary (bands of £5,000)	Benefits in kind (to nearest £100)	Pension Benefits	Total (bands of £5,000)	Full Year Equivalent Salary (bands of £5,000)	Salary (bands of £5,000)	Benefits in kind (to nearest £100)	Pension Benefits	Total (bands of £5,000)
		£000	£000	£00	£000	£000	£000	£000	£00	£000	£000
Executive Directors											
Judith Paget	Chief Executive (Until 31.10.21)	215 - 220	125 - 130	0	54	175 - 180		205 - 210	0	37	245 - 250
Glyn Jones	Interim Chief Executive (From 01.11.21)	200 - 205	175 - 180	0	81	255 - 260		150 - 155	0	39	190 - 195
	Director of Finance & Performance / Deputy Chief Executive (Until 31.10.21)	155 - 160									
Robert Holcombe	Interim Director of Finance, Procurement and Value Based Healthcare (From 01.11.21)	145 - 150	60 - 65	0	72	130 - 135		0	0	0	0
Nicola Prygodzicz	Director of Planning, Performance, Digital & IT / Interim Deputy Chief Executive (From 01.11.21)	125 - 130	120 - 125	6	10	130 - 135		120 - 125	0	37	155 - 160
	Director of Planning, Digital & IT (Until 31.10.21)	115 - 120									
Rhiannon Jones	Director of Nursing		135 - 140	0	60	195 - 200		130 - 135	13	84	215 - 220
Geraint Evans	Director of Workforce and Organisational Development (Until 31.08.21)	135 - 140	55 - 60	0	0	55 - 60		130 - 135	0	0	130 - 135
Sarah Simmonds	Director of Workforce and Organisational Development (From 22.07.21)	135 - 140	90 - 95	4	104	195 - 200		0	0	0	0
Dr James Calvert	Medical Director (From 04.01.21)		185 - 190	0	290	475 - 480	180 - 185	40 - 45	0	32	75 - 80
Dr Sarah Aitken	Director of Public Health and Strategic Partnerships (From 18.01.21) / Interim Director of Primary, Community and Mental Health Services (From 06.12.21 Until 28.02.22)	125 - 130	125 - 130	0	0	125 - 130	115 - 120	155 -160	0	48	205 - 210
	Interim Medical Director (Until 17.01.21)						160 - 165				
Mererid Bowley	Interim Director of Public Health & Strategic Partnerships (From 10.04.20 Until 18.01.21)		0	0	0	0	125 - 130	115 - 120	0	0	115 - 120
Dr Paul Buss	Medical Director (Until 30.04.20)		0	0	0	0	195 - 200	15 - 20	0	0	15 - 20
Peter Carr	Director of Therapies and Health Sciences		110 - 115	126	45	165 - 170		105 - 110	77	29	140 - 145
Nick Wood	Director of Primary, Community and Mental Health (Until 05.12.21)	145 - 150	100 - 105	2	29	130 - 135		140 - 145	2	28	170 - 175
Dr Chris O'Connor	Interim Director of Primary, Community and Mental Health Services (From 28.02.22)	135 - 140	10 - 15	0	4	15 - 20		0	0	0	0

Director of Operations

Claire Birchall	Director of Operations (Until 02.05.21)	110 - 115	10 - 15	0	0	10 - 15
Leanne Watkins	Interim Director of Operations (From 12.04.21 Until 16.03.22)	110 - 115	105 - 110	39	86	195 - 200
	Director of Operations (From 17.03.22)					

	110 - 115	0	28	135 - 140
	0	0	0	0

Board Secretary / Director of Corporate Governance

Richard Bevan	Board Secretary (Until 30.11.20)		0	0	0	0
Richard Howells	Interim Board Secretary (From 01.11.20 Until 30.11.21)	90 - 95	60 - 65	0	90	150 - 155
Rani Mallison	Board Secretary (From 28.11.21 Until 13.03.22)	100 - 105	35 - 40	18	9	50 - 55
	Director of Corporate Governance (From 14.03.22)					

105 - 110	70 - 75	0	0	70 - 75
90 - 95	35 - 40	0	35	70 - 75
	0	0	0	0

Special Advisor to the Board

Philip Robson	Special Advisor to the Board		35 - 40	0	0	35 - 40
Chris Koehli	Special Advisor to the Board (Until 17.07.21)	35 - 40	5 - 10	0	0	5 - 10

	35 - 40	0	0	35 - 40
	30 - 35	0	0	30 - 35

Non-Executive Directors

Ann Lloyd CBE	Chair		65 - 70	0	0	65 - 70
Emrys Elias	Vice Chair (Until 30.09.21)	55 - 60	25 - 30	0	0	25 - 30
Pippa Britton	Interim Vice Chair (From 18.10.21)	55 - 60	30 - 35	0	0	30 - 35
	Independent Member (Community) (Until 17.10.21)	15 - 20				
Katija Dew	Independent Member (Third/Voluntary Sector)		15 - 20	0	0	15 - 20
Prof. Helen Sweetland	Independent Member (University) (From 01.01.21)		0	0	0	0
Richard Clark	Independent Member (Local Authority)		15 - 20	0	0	15 - 20
Paul Deneen	Independent Member (Community)		15 - 20	0	0	15 - 20
Shelley Bosson	Independent Member (Community)		15 - 20	0	0	15 - 20
David Jones	Independent Member (ICT) (Until 06.11.20)		0	0	0	0
Louise Wright	Independent Member (Trade Union)		0	0	0	0
Keith Sutcliffe	Associate Independent Member (Chair of Stakeholder Group)		0	0	0	0
David Street	Associate Independent Member (Social Services)		0	0	0	0
Louise Taylor	Associate Independent Member (Chair of Health Professionals Forum) (Until within 2020-21)		0	0	0	0

	65 - 70	0	0	65 - 70
	55 - 60	0	0	55 - 60
	15 - 20	0	0	15 - 20
	15 - 20	0	0	15 - 20
0	0	0	0	0
	15 - 20	0	0	15 - 20
	15 - 20	0	0	15 - 20
	15 - 20	0	0	15 - 20
15 - 20	5 - 10	0	0	5 - 10
	0	0	0	0
	0	0	0	0
	0	0	0	0
0	0	0	0	0

Band of Highest paid Director's Total Remuneration £000

25th percentile pay £

Median pay £

75th percentile pay £

2021-22	
Pay	Ratio
200 - 205	
24,883	8.1
32,008	6.3
41,837	4.8

2020-21	
Pay	Ratio
205 - 210	
23,626	8.8
30,615	6.8
39,788	5.2

The NHS and social care financial recognition scheme bonus of £735 payment to reward eligible NHS staff has not been included in the NHS Remuneration Report calculations. This bonus payment is not a contractual payment, but a one off payment to reward eligible staff for their commitment and tireless efforts in the most challenging circumstances.

The 2020-21 salary shown for Mererid Bowley is the amount recharged by Public Health Wales NHS Trust, it is not the actual salary paid.

Salary has been reported as gross pay, which is before the deduction of any salary sacrifice schemes. During 2021-22 Nicola Prygodzicz had £7k sacrificed in respect of the lease car scheme, Sarah Simmonds had £4k sacrificed in respect of the lease car scheme, Nick Wood had £3k sacrificed in respect of the lease car scheme, Leanne Watkins had £6k sacrificed in respect of the lease car scheme and £1k in respect of the cycle to work scheme and Rani Mallison had £2k sacrificed as part of the lease car scheme.

The post of Special Advisor to the Board has been disclosed as it has been deemed to have an influence over board decisions.

The amount of pension benefits for the year which contributes to the single total figure is calculated using a similar method to that used to derive pension values for tax purposes and is based on information received from NHS BSA Pensions Agency.

The value of pension benefits is calculated as follows:

$(\text{real increase in pension} \times 20) + (\text{real increase in any lump sum}) - (\text{contributions made by member})$

*excluding increases due to inflation or any increase or decrease due to a transfer of pension rights

This is not an amount which has been paid to an individual by the Health Board during the year, it is a calculation which uses information from the pension benefit table. These figures can be influenced by many factors e.g. changes in a person's salary, whether or not they choose to make additional contributions to the pension scheme from their pay and other valuation factors affecting the pension scheme as a whole.

Remuneration Report continued

Salary and Pension entitlements of Senior Managers Pension Benefits

Name	Title	Real increase in pension at pension age (bands of £2,500) £000	Real increase in pension lump sum at pension age (bands of £2,500) £000	Total accrued pension at pension age at 31 March 2022 (bands of £5,000) £000	Lump sum at pension age related to accrued pension at 31 March 2022 (bands of £5,000) £000	Cash Equivalent Transfer Value at 31 March 2022 £000	Cash Equivalent Transfer Value at 31 March 2021 £000	Real increase in Cash Equivalent Transfer Value £000	Employer's contribution to stakeholder pension £00
Judith Paget	Chief Executive (Until 31.10.21)	2.5 - 5.0	7.5 - 10.0	110 - 115	335 - 340	0	2594	0	0
Glyn Jones	Interim Chief Executive (From 01.11.21)	5.0 - 7.5	0.0	30 - 35	0	474	389	58	0
	Director of Finance & Performance / Deputy Chief Executive (Until 31.10.21)								
Robert Holcombe	Interim Director of Finance, Procurement and Value Based Healthcare (From 01.11.21)	2.5 - 5.0	7.5 - 10.0	35 - 40	80 - 85	735	555	65	
Nicola Prygodzicz	Director of Planning, Performance, Digital & IT / Interim Deputy Chief Executive (From 01.11.21)	0.0 - 2.5	(5.0) - (2.5)	45 - 50	100 - 105	874	839	14	0
	Director of Planning, Digital & IT (Until 31.10.21)								
Rhiannon Jones	Director of Nursing	2.5 - 5.0	5.0 - 7.5	60 - 65	175 - 180	1336	1232	78	0
Sarah Simmonds	Director of Workforce and Organisational Development (From 22.07.21)	5.0 - 7.5	10.0 - 12.5	25 - 30	45 - 50	396	266	76	0
Dr James Calvert	Medical Director (From 04.01.21)	12.5 - 15.0	30.0 - 32.5	70 - 75	160 - 165	1440	1120	287	0
Peter Carr	Director of Therapies and Health Sciences	2.5 - 5.0	0.0 - 2.5	40 - 45	85 - 90	700	642	40	0
Nick Wood	Director of Primary, Community and Mental Health (Until 05.12.21)	0.0 - 2.5	0.0	30 - 35	0	453	398	21	0
Dr Chris O'Connor	Interim Director of Primary, Community and Mental Health Services (From 28.02.22)	0.0 - 2.5	0.0 - 2.5	40 - 45	75 - 80	683	632	3	
Claire Birchall	Director of Operations (Until 02.05.21)	0.0 - 2.5	(2.5) - 0.0	35 - 40	75 - 80	691	666	0	0
Leanne Watkins	Interim Director of Operations (From 12.04.21 Until 16.03.22)	2.5 - 5.0	7.5 - 10.0	35 - 40	75 - 80	612	524	69	0
	Director of Operations (From 17.03.22)								
Richard Howells	Interim Board Secretary (From 01.11.20 Until 30.11.21)	2.5 - 5.0	7.5 - 10.0	45 - 50	130 - 135	1122	951	103	0
Rani Mallison	Board Secretary (From 28.11.21 Until 13.03.22)	0.0 - 2.5	0.0 - 2.5	15 - 20	30 - 35	256	228	4	0
	Director of Corporate Governance (From 14.03.22)								

Geraint Evans and Sarah Aitken have not contributed to the NHS Pension Scheme during 2021-22

CETV not shown for employees over retirement age

As Non-Executive members do not receive pensionable remuneration, there will be no entries in respect of pensions for Non-Executive members.

Pensions tax annual allowance – Scheme Pays Arrangements 2019/20

In accordance with a Ministerial Direction issued on 18 December 2019, the Welsh Government has taken action to support circumstances where pensions tax rules are impacting upon clinical staff who want to work additional hours, and have determined that clinical staff who are members of the NHS Pension Scheme and who, as a result of work undertaken in the 2019-20 tax year, face a tax charge on the growth of their NHS pension benefits, may opt to have this charge paid by the NHS Pension Scheme, with their pension reduced on retirement.

Welsh Government, on behalf of the Aneurin Bevan University Health Board, will pay the members who opt for reimbursement of their pension, a corresponding amount on retirement, ensuring that they are fully compensated for the effect of the deduction.

This scheme will be funded directly by the Welsh Government to the NHS Business Services Authority Pension Division, the administrators on behalf of the Welsh claimants.

Clinical staff have until 31 March 2022 to opt for this scheme and the ability to make changes up to 31 July 2026.

The Health Board has included a Scheme Pay provision of £756,155 (as notified by Welsh Government) within the Annual Accounts 2021/22.

Remuneration Relationship

Reporting bodies are required to disclose the relationship between the remuneration of the highest-paid director/employee in their organisation and the 25th percentile, median and 75th percentile remuneration of the organisation's workforce. The 2021-22 financial year is the first-year disclosures in respect of the 25th percentile pay ratio and 75th percentile pay ratio are required.

In 2021-22, 7 (2020-21, 3) employees received remuneration in excess of the highest-paid director.

Remuneration for all staff ranged from £19k to £338k (2020-21, £18k to £228k).

The all-staff range includes directors (including the highest paid director) and excludes pension benefits of all employees.

The median pay ratio for the relevant financial year is consistent with the pay, reward and progression policies for the entity's employees taken as a whole.

	2021-22 £000	2021-22 £000	2021-22 £000		2020-21 £000	2020-21 £000	2020-21 £000
	Chief Executive	Employee	Ratio		Chief Executive	Employee	Ratio
Total pay and benefits							
25th percentile pay ratio	200 - 205	25	8.1		205 - 210	24	8.8
Median pay	200 - 205	32	6.3		205 - 210	31	6.8
75th percentile pay ratio	200 - 205	42	4.8		205 - 210	40	5.2
Salary component of total pay and benefits							
25th percentile pay ratio	200 - 205	25	8.1		205 - 210	24	8.8
Median pay	200 - 205	32	6.3		205 - 210	31	6.8
75th percentile pay ratio	200 - 205	42	4.8		205 - 210	40	5.2
	Highest Paid Director	Employee	Ratio		Highest Paid Director	Employee	Ratio
Total pay and benefits							
25th percentile pay ratio	200 - 205	25	8.1		205 - 210	24	8.8
Median pay	200 - 205	32	6.3		205 - 210	31	6.8
75th percentile pay ratio	200 - 205	42	4.8		205 - 210	40	5.2
Salary component of total pay and benefits							
25th percentile pay ratio	200 - 205	25	8.1		205 - 210	24	8.8
Median pay	200 - 205	32	6.3		205 - 210	31	6.8
75th percentile pay ratio	200 - 205	42	4.8		205 - 210	40	5.2

STAFF REPORT

Staff Profile

	Permanent	Staff on	Agency	Specialist	Collaborative	Other	Total
	Staff	Inward	Staff	Trainee	Bank		
		Secondment		(SLE)	Staff		
	Number	Number	Number	Number	Number	Number	Number
Administrative, clerical and board members	2,506	20	56	0	0	0	2,582
Medical and dental	886	5	87	240	0	16	1,234
Nursing, midwifery registered	3,793	1	257	0	0	0	4,051
Professional, Scientific, and technical staff	432	1	3	0	0	0	436
Additional Clinical Services	2,647	0	145	0	0	0	2,792
Allied Health Professions	789	0	15	0	0	0	804
Healthcare Scientists	224	5	14	0	0	0	243
Estates and Ancillary	991	0	154	0	0	0	1,145
Students	4	0	0	0	0	0	4
Total	12,272	32	731	240	0	16	13,291

Change from draft figures

Staff Composition

The table above provides the breakdown of staff numbers per discipline and professional group within the Health Board.

The gender breakdown for all staff groups is provided below:

2021-22				2020-21		
	Directors	WTE	%	Directors	WTE	%
Female	4.78	9722.10	79.23%	5.78	9762.84	79.29%
Male	6.00	2543.12	20.77%	5.00	2549.18	20.71%
Total	10.78	12,276		10.78	12,312	

The total number of staff per discipline differs from the staff numbers table shown above due to the gender figures being based on a point in time as of 31 March 2021. The staff numbers represent the average over a 52 week period of staff in post.

Sickness Absence Data

The Health Board has monitored absence in various categories as set out in this section.

The Health Board's sickness absence rate for 2021/2022 is 6.30%, a reduction for sickness related absence from 6.47% in 2020/2021 increased from 6.15% in 2019/2020. Sickness absence started to increase in August 2021 peaking in January 2022 at 7.44% (919 wte) however it has reduced in February 2022 to 6.49%. These figures include sickness absence as a result of Covid-19 symptoms or a confirmed infection which ranged from 1.87% in April 2020 to 0.83% in February 2022.

The Covid-19 pandemic has certainly impacted on the Health Board's overall absence rates, and it has been evidenced that as the community transition rates reduce or increase, this will be replicated in our sickness absence rates. Overall sickness absence for 2021/22 has been higher than pre Pandemic sickness 2019/20 at 5.79% and 2018/19 at 5.29% which were closer to the Health Board absence target rate of 5%.

Over the past 5 years, the average working days lost per individual has increased slightly year on year. In 2020/2021 the average sickness days lost was 16 per individual employee, which increased to 17.2 days in 2021/22. The table below provides the sickness absence trend data for the Health Board over the last seven years.

Sickness Absence	2015/16	2016/17	2017/18	2018/19	2019/20	2020/21	2021/22
Days Lost (Short Term <28 days)	61261	53097	60406	54759	68229	60411	79761
Days Lost (Long Term >28 days)	144562	147711	153345	162684	194289	188778	203781
Total Days Lost	205823	200808	213751	217443	262518	249189	283542
Total Staff Years	902	880	937	954	1156	1093	1249
Average Working Days Lost	14.7	14.2	15.2	15.2	15.2	16	17.2
Total staff employed in period (headcount)	14020	14155	14012	14334	14835	15528	15863
Total staff employed with no absence (headcount)	4919	5803	4848	5016	5402	6055	5710
Percentage staff with no sick	40%	41%	37%	35%	36%	39%	36%

Medical Exclusion

Medical exclusion is a term used to record those staff who have had to self-isolate for a number of reasons, for example a household member having Covid-19 symptoms, being contacted through Track, Trace and Protect, or being classified as extremely clinically vulnerable and therefore having to shield for two separate periods of time as a result of Welsh Government advice.

The table below highlights how the pandemic impacted on attendance overall, with a further 25,598 days lost due to staff having to be medically excluded which is much lower than 2020/21:

Medical Exclusion	2019/20	2020/21	2021/22
Days lost (Short term < 28 days)	6,779	36,331	18,389
Days lost (Long term >28 days)	2,439	57,707	7,208
Total days lost	9,218	94,038	25,597
Total staff years	40	412	90
Average working days lost	0.6	6	1.5
Total staff employed in period (headcount)	14,835	15,528	15,863
Total staff employed with no absence (headcount)	13,351	10,093	12,055
Percentage staff with no medical exclusion	90%	65%	76%
Percentage staff with no sick or medical exclusion	36%	33%	31%

Medical exclusion adds a further 1.5 days on average per individual employee to overall absence. Reducing the overall average absence days lost per employee from 22 days in 2020/21 to 18.8 days in 2021/22, resulting in a total of 309,139 total working days lost due to sickness absence and/or medical exclusion.

Staff Policies

Aneurin Bevan University Health Board has a range of staff policies in place, which are developed in partnership with staff and trade union colleagues. The Equality Impact Assessment policy is applied throughout the financial year;

- for giving full and fair consideration to applications for employment made by disabled persons, having regard to their particular aptitudes and abilities;
- for continuing the employment of and for arranging appropriate training for employees, who have become disabled persons during the period when they were employed by the company;
- otherwise for the training, career development and promotion of disabled persons employed by the Health Board.

All staff policies include a requirement to undertake an analysis of the impact of the policy in respect of equality. In conjunction with this approach, the Sickness Absence Policy and Recruitment and Selection Policy were utilised to ensure fair consideration was given to applications for employment made by a disabled person and for supporting their continued employment.

Employee Relations Matters

Details of the number of disciplinary cases between the 1st March 2021 to the 31st March 2022 is provided below:

Disciplinary Cases	Dismissals	Appeals	Employment Tribunals
109	10	10	5

Payment to Past Directors

No payments have been made to any person who was not a director at the time the payment was made, but who had been a director of the Health Board previously.

Expenditure on Consultancy

Expenditure on Consultancy	2021-22	
Note 3.3 from the main Accounts		
Consultant	Details	£000
AKESO and Company Ltd	Health Courier Service Review	10
Andy Oswin	Brand Development Project	2
Deloitte LLP	Employment Tax	14
Ernst & Young LLP	VAT Compliance	19
Figure & Consultancy Services Ltd	Training Learning and Engagement work	60
GP Fire & security	Security infrastructure review	-4
In-Form Solutions Ltd	Commercial Advice	6
Keep on Walking Ltd	Management Support, Coaching and Wellbeing	35
Performance Matters (N.I.) LTD	Consultancy Fees Workforce and Organisation Development	4
Supportive Care UK Ltd	HR Board Rounds	23
Working Word Public Relations Ltd	Communication and Engagement Strategy	6
TOTAL		175

Tax Assurance for Off-payroll Engagements

Table 1 : For all off-Payroll engagements as of 31 March 2022, for more than £245 per day

	No. of existing Engagements as of 31 March 2022	4
	Of which, the number that have existed:	
	for less than one year at time of reporting	1
	for between one and two years at time of reporting	2
	for between two and three years at time of reporting	
	for between three and four years at time of reporting	
	for four or more years at time of reporting	1

Table 2 : For all new off-Payroll engagements between 1 April 2021 and 31 March 2022, for more than £245 per day

		Number
	Number of new engagements between 1 April 2021 and 31 March 2022	3
	Of which...	
	No. assessed as caught by IR35	
	No. assessed as not caught by IR35	
	No. engaged directly (via contracted to department) and are on the departmental payroll	
	No. of engagements reassessed for consistency/assurance purposes during the year	
	No. of engagements that saw a change to IR35 status following the consistency review	

Table 3: For any off-payroll engagements of board members, and/or, senior officials with significant financial responsibility, between 1 April 2021 and 31 March 2022

	Number of off-payroll engagements of board members, and/or, senior officials with significant financial responsibility, during the financial year.	
	Number of individuals that have been deemed "board members, and/or, senior officials with significant financial responsibility", during the financial year. This figure should include both off-payroll and on-payroll engagements.	12

Exit Packages and Severance Payments

	2021-22	2021-22	2021-22	2021-22	2020-21
Exit packages cost band (including any special payment element)	Number of compulsory redundancies	Number of other departures	Total number of exit packages	Number of departures where special payments have been made	Total number of exit packages
	Whole numbers only	Whole numbers only	Whole numbers only	Whole numbers only	Whole numbers only
less than £10,000	0	0	0	0	0
£10,000 to £25,000	0	0	0	0	0
£25,000 to £50,000	0	2	2	0	0
£50,000 to £100,000	0	1	1	0	0
£100,000 to £150,000	0	0	0	0	0
£150,000 to £200,000	0	0	0	0	0
more than £200,000	0	0	0	0	0
Total	0	3	3	0	0

Exit packages cost band (including any special payment element)	Cost of compulsory redundancies	Cost of other departures	Total cost of exit packages	Cost of special element included in exit packages	Total cost of exit packages
	£	£	£	£	£
less than £10,000	0	0	0	0	0
£10,000 to £25,000	0	0	0	0	0
£25,000 to £50,000	0	85,839	85,839	0	0
£50,000 to £100,000	0	76,771	76,771	0	0
£100,000 to £150,000	0	0	0	0	0
£150,000 to £200,000	0	0	0	0	0
more than £200,000	0	0	0	0	0
Total	0	162,610	162,610	0	0
Exit costs paid in year of departure			Total paid in year		Total paid in year
			2021-22		2020-21
			£		£
Exit costs paid in year			0		0
Total			0		0

Redundancy and other departure costs have been paid in accordance with the provisions of the NHS Voluntary Early Release Scheme (VERS). Where the LHB has agreed early retirements, the additional costs are met by the LHB and not by the NHS Pensions Scheme. Ill-health retirement costs are met by the NHS Pensions Scheme and are not included in the table.

The Health Board has approved VERS in 2021/22.

Additional requirement as per FRM

£0 exit costs were paid in 2021-22, the year of departure (£0 - 2020-21).

Parliamentary Accountability and Audit Report 2021/22

Regularity of Expenditure

Regularity of Expenditure Regularity is the requirement for all items of expenditure and receipts to be dealt with in accordance with the legislation authorising them, any applicable delegated authority and the rules of Government Accounting.

Aneurin Bevan University Health Board ensures that the funding provided by Welsh Ministers has been expended for the purposes intended by Welsh Ministers and that the resources authorised by Welsh Ministers to be used have been used for the purposes for which the use was authorised.

The Health Board's Chief Executive is the Accountable Officer and ensures that the financial statements are prepared in accordance with legislative requirements and the Treasury's Financial Reporting Manual. In preparing the financial statements, the Chief Executive is required to:

- observe the accounts directions issued by Welsh Ministers, including the relevant accounting and disclosure requirements and apply appropriate accounting policies on a consistent basis;
- make judgements and estimates on a reasonable basis;
- state whether applicable accounting standards have been followed and disclosed and explain any material departures from them; and
- prepare them on a going concern basis on the presumption that the services of the Health Board will continue in operation.

Fees and charges

Where the Health Board undertakes activities that are not funded directly by the Welsh Government the Health Board receives income to cover its costs which will offset expenditure reported under programme areas. Miscellaneous Income can be seen in Note 4 (page 31) of the Annual Accounts 2021/22. When charging for this activity the Health Board has complied with the cost allocation and charging requirements set out in HM Treasury guidance.

The Health Board incurred costs amounting to £0.396m for the provision of the statutory audit by the Wales Audit Office.

Managing public money

This is the required Statement for Public Sector Information Holders as referenced in the Directors' Report. In line with other Welsh NHS bodies, the Health Board has adopted standing financial instructions which enforce the principles outlined in HM Treasury guidance 'Managing Public Money' which sets out the main principles for dealing with resources in the UK

public sector. As a result, the Health Board should have complied with the cost allocation and charging requirements of this guidance. The Health Board has not been made aware of any instances where this has not been done.

Remote Contingent Liabilities

This disclosure was introduced for the first time in 2015-16. It shows those contingent liabilities that are deemed to be extremely remote and have not been previously disclosed within the normal contingent liability note within the accounts. It relates to 2 medical negligence cases and 1 personal injury case in 2021/22 (2 medical negligence cases in 2020/21) and is reported in Note 21.2 to the main accounts.

Glyn Jones
Glyn Jones
Interim Chief Executive

Date: 14 June 2022

THE CERTIFICATE AND INDEPENDENT AUDITOR'S REPORT OF THE AUDITOR GENERAL FOR WALES TO THE SENEDD

Opinion on financial statements

I certify that I have audited the financial statements of Aneurin Bevan University Health Board for the year ended 31 March 2022 under Section 61 of the Public Audit (Wales) Act 2004. These comprise the Statement of Comprehensive Net Expenditure, the Statement of Financial Position, the Cash Flow Statement and Statement of Changes in Taxpayers' Equity and related notes, including a summary of significant accounting policies. The financial reporting framework that has been applied in their preparation is applicable law and UK adopted international accounting standards as interpreted and adapted by HM Treasury's Financial Reporting Manual.

In my opinion the financial statements:

- give a true and fair view of the state of affairs of Aneurin Bevan University Health Board as at 31 March 2022 and of its net operating costs for the year then ended;
- have been properly prepared in accordance with UK adopted international accounting standards as interpreted and adapted by HM Treasury's Financial Reporting Manual; and
- have been properly prepared in accordance with the National Health Service (Wales) Act 2006 and directions made there under by Welsh Ministers.

Opinion on regularity

In my opinion, except for the matter described in the **Basis for Qualified Opinion on Regularity** section of my report, in all material respects, the expenditure and income in the financial statements have been applied to the purposes intended by the Senedd and the financial transactions recorded in the financial statements conform to the authorities which govern them.

Basis for Qualified Opinion on Regularity

I have qualified my opinion on the regularity of the Aneurin Bevan University Health Board's financial statements, because those statements include a provision of £756,155 relating to the Trust's estimated liability arising from the Ministerial Direction dated 18 December 2019 on senior clinicians' pensions. In my view, this expenditure is irregular and material by its nature.

Further detail is set out in my Report on page 180.

Basis of opinions

I conducted my audit in accordance with applicable law and International Standards on Auditing in the UK (ISAs (UK)) and Practice Note 10 'Audit of Financial Statements of Public Sector Entities in the United Kingdom'. My

responsibilities under those standards are further described in the auditor's responsibilities for the audit of the financial statements section of my report. I am independent of the Board in accordance with the ethical requirements that are relevant to my audit of the financial statements in the UK including the Financial Reporting Council's Ethical Standard, and I have fulfilled my other ethical responsibilities in accordance with these requirements. I believe that the audit evidence I have obtained is sufficient and appropriate to provide a basis for my opinions.

Conclusions relating to going concern

In auditing the financial statements, I have concluded that the use of the going concern basis of accounting in the preparation of the financial statements is appropriate.

Based on the work I have performed, I have not identified any material uncertainties relating to events or conditions that, individually or collectively, may cast significant doubt on the body's ability to continue to adopt the going concern basis of accounting for a period of at least 12 months from when the financial statements are authorised for issue.

My responsibilities and the responsibilities of the directors with respect to going concern are described in the relevant sections of this report.

Other information

The other information comprises the information included in the annual report other than the financial statements and my auditor's report thereon. The Chief Executive is responsible for the other information contained within the annual report. My opinion on the financial statements does not cover the other information and, except to the extent otherwise explicitly stated in my report, I do not express any form of assurance conclusion thereon. My responsibility is to read the other information and, in doing so, consider whether the other information is materially inconsistent with the financial statements or knowledge obtained in the course of the audit, or otherwise appears to be materially misstated. If I identify such material inconsistencies or apparent material misstatements, I am required to determine whether this gives rise to a material misstatement in the financial statements themselves. If, based on the work I have performed, I conclude that there is a material misstatement of this other information, I am required to report that fact.

I have nothing to report in this regard.

Report on other requirements

Opinion on other matters

In my opinion, the part of the remuneration report to be audited has been properly prepared in accordance with the National Health Service (Wales) Act 2006 and directions made there under by Welsh Ministers.

In my opinion, based on the work undertaken in the course of my audit:

- the information given in the Annual Governance Statement for the financial year for which the financial statements are prepared is consistent with the financial statements and the Annual Governance Statement has been prepared in accordance with Welsh Ministers' guidance;
- the information given in the Performance Report and the other unaudited parts of the Accountability Report for the financial year for which the financial statements are prepared is consistent with the financial statements and the Performance Report and the other unaudited parts of the Accountability Report have been prepared in accordance with Welsh Ministers' guidance.

Matters on which I report by exception

In the light of the knowledge and understanding of the Board and its environment obtained in the course of the audit, I have not identified material misstatements in the Performance Report and the other unaudited parts of the Accountability Report or the Annual Governance Statement.

I have nothing to report in respect of the following matters, which I report to you, if, in my opinion:

- adequate accounting records have not been kept, or returns adequate for my audit have not been received from branches not visited by my team;
- the financial statements and the audited part of the Remuneration Report are not in agreement with the accounting records and returns;
- information specified by HM Treasury or Welsh Ministers regarding remuneration and other transactions is not disclosed; or
- I have not received all the information and explanations I require for my audit.

Responsibilities

Responsibilities of Directors and the Chief Executive for the financial statements

As explained more fully in the Statements of Directors' and Chief Executive's Responsibilities, the Directors and the Chief Executive are responsible for the preparation of financial statements which give a true and fair view and for such internal control as the Directors and Chief Executive determine is necessary to enable the preparation of financial statements that are free from material misstatement, whether due to fraud or error.

In preparing the financial statements, the Directors and Chief Executive are responsible for assessing the board's ability to continue as a going concern, disclosing as applicable, matters related to going concern and using the going concern basis of accounting unless deemed inappropriate.

Auditor's responsibilities for the audit of the financial statements

My objectives are to obtain reasonable assurance about whether the financial statements as a whole are free from material mis-statement, whether due to fraud or error, and to issue an auditor's report that includes my opinion. Reasonable assurance is a high level of assurance but is not a guarantee that an audit conducted in accordance with ISAs (UK) will always detect a material misstatement when it exists. Mis-statements can arise from fraud or error and are considered material if, individually or in the aggregate, they could reasonably be expected to influence the economic decisions of users taken on the basis of these financial statements.

Irregularities, including fraud, are instances of non-compliance with laws and regulations. I design procedures in line with my responsibilities, outlined above, to detect material misstatements in respect of irregularities, including fraud.

My procedures included the following:

- enquiring of management, the [audited entity's head of internal audit] and those charged with governance, including obtaining and reviewing supporting documentation relating to Aneurin Bevan University Health Board's policies and procedures concerned with:
 - identifying, evaluating and complying with laws and regulations and whether they were aware of any instances of non-compliance;
 - detecting and responding to the risks of fraud and whether they have knowledge of any actual, suspected or alleged fraud; and
 - the internal controls established to mitigate risks related to fraud or non-compliance with laws and regulations.
- considering as an audit team how and where fraud might occur in the financial statements and any potential indicators of fraud. As part of this discussion, I identified potential for fraud in the following areas: revenue recognition, posting of unusual journals and (add as appropriate to the audit).
- obtaining an understanding of Aneurin Bevan University Health Board's framework of authority as well as other legal and regulatory frameworks that Aneurin Bevan University Health Board operates in, focusing on those laws and regulations that had a direct effect on the financial statements or that had a fundamental effect on the operations of Aneurin Bevan University Health Board.

In addition to the above, my procedures to respond to identified risks included the following:

- reviewing the financial statement disclosures and testing to supporting documentation to assess compliance with relevant laws and regulations discussed above;
- enquiring of management, the [Audit Committee] and legal advisors about actual and potential litigation and claims;
- reading minutes of meetings of those charged with governance and the Board; and
- in addressing the risk of fraud through management override of controls, testing the appropriateness of journal entries and other adjustments; assessing whether the judgements made in making accounting estimates are indicative of a potential bias; and evaluating the business rationale of any significant transactions that are unusual or outside the normal course of business.

I also communicated relevant identified laws and regulations and potential fraud risks to all the audit team and remained alert to any indications of fraud or non-compliance with laws and regulations throughout the audit. The extent to which my procedures are capable of detecting irregularities, including fraud, is affected by the inherent difficulty in detecting irregularities, the effectiveness of the Aneurin Bevan University Health Board controls, and the nature, timing and extent of the audit procedures performed.

A further description of the auditor's responsibilities for the audit of the financial statements is located on the Financial Reporting Council's website www.frc.org.uk/auditorsresponsibilities. This description forms part of my auditor's report.

Responsibilities for regularity

The Chief Executive is responsible for ensuring the regularity of financial transactions.

I am required to obtain sufficient evidence to give reasonable assurance that the expenditure and income have been applied to the purposes intended by the Senedd and the financial transactions conform to the authorities which govern them.

Report

Please see my Report on page 180.

Adrian Crompton
Adrian Crompton
 Auditor General for Wales
 Date: 17 June 2022

24 Cathedral Road
 Cardiff
 CF11 9LJ

REPORT OF THE AUDITOR GENERAL TO THE SENEDD

Introduction

Under the Public Audit Wales Act 2004, I am responsible for auditing, certifying and reporting on Aneurin Bevan University Health Board's (the Health Board's) financial statements. I am reporting on these financial statements for the year ended 31 March 2022 to draw attention to one key matter for my audit. This is the qualification of my 'regularity' opinion relating to expenditure recognised as a result of the ministerial direction on senior clinicians' pensions. I have not qualified my 'true and fair' opinion in respect of this matter.

Ministerial direction on senior clinicians' pensions

NHS Pension scheme and pension tax legislation is not devolved to Wales. HM Treasury's changes to the tax arrangements on pension contributions in recent years included the reduction in the Annual Allowance limit from over £200,000 in 2011-12 to £40,000 in 2018-19. As a result, in cases where an individual's pension contributions exceed certain annual and/or lifetime pension contribution allowance limits, then they are taxed at a higher rate on all their contributions, creating a sharp increase in tax liability.

In a Written Statement on 13 November 2019, the Minister for Health and Social Services had noted that NHS Wales bodies were: 'regularly reporting that senior clinical staff are unwilling to take on additional work and sessions due to the potentially punitive tax liability'. In certain circumstances this could lead to additional tax charges in excess of any additional income earned.

On 18 December 2019, the First Minister (mirroring earlier action by the Secretary of State for Health and Social Care for England) issued a Ministerial Direction to the Permanent Secretary to proceed with plans to commit to making payments to clinical staff to restore the value of their pension benefits packages. If NHS clinicians opted to use the 'Scheme Pays' facility to settle annual allowance tax charges arising from their 2019-20 NHS pension savings (ie settling the charge by way of reduced annual pension, rather than by making an immediate one-off payment), then their NHS employers would meet the impact of those tax charges on their pension when they retire.

The Ministerial Direction was required because this solution could be viewed by HMRC to constitute tax planning and potentially tax avoidance, hence making the expenditure irregular. Managing Welsh Public Money (which mirrors its English equivalent) specifically states that 'public sector organisations should not engage in...tax evasion, tax avoidance or tax planning'.

A Ministerial Direction does not make regular what would otherwise be irregular, but it does move the accountability for such decisions from the Accounting Officer to the Minister issuing the direction.

The solution applies only to annual allowance tax charges arising from an increase in the benefits accrued in the NHS Pension Scheme during the tax year ended 5 April 2020. For the tax year ended 5 April 2021, the Chancellor increased the thresholds for the tapered annual allowance and, as a result, it is anticipated that the risk to the supply of clinical staff has been mitigated.

The LHB has received sufficient information during the year to calculate and recognise an estimate of the potential costs of compensating senior clinical staff for pension benefits that they would otherwise have lost, by using the 'Scheme Pays' arrangement. As a result, expenditure has been recognised as a provision as shown in Note 20 of the financial statements. All NHS bodies will be held harmless for the impact of the Ministerial Direction, however, in my opinion, the transactions included in the LHB's financial statements to recognise this liability are irregular and material by their nature. This is because the payments are contrary to paragraph 5.6.1 of Managing Public Money and constitute a form of tax planning which will leave the Exchequer as a whole worse off. The Minister's direction alone does not regularise the scheme. Furthermore, the arrangements are novel and contentious and potentially precedent setting. As a result, I have qualified my 'regularity' opinion for 2021-22.

Adrian Crompton

Adrian Crompton
Auditor General for Wales
17 June 2022

Appendix One

Glossary

A		
ABUHB – Aneurin Bevan University Health Board	A&E – Accident & Emergency	ACV – Annual Contract Value
AGP – Aerosol Generating Procedures	AVLOS – Average Length of Stay	ABCHC – Aneurin Bevan Community Health Council
AMD – Age Related Macular Degeneration		
C		
CEO – Chief Executive Officer	CHC – Community Health Council	COSO - Committee of Sponsoring Organisations of the Treadway Commission
CBE – Commander of the Most Excellent Order of the British Empire	CYP – Children and Young People	CMO – Chief Medical Officer
COTE – Care of the Elderly	CONCCO –Concern - Expression of Patient Dissatisfaction (DATIX Coding)	CAD – Care After Death
CRL – Capital Resource Limit		
CCA – Civil Contingencies Act		
D		
DATIX – concerns / incident management system	DNA - Did Not Attend	DFL – Divisional Flu Lead
E		
EASC – Emergency Ambulance Services Committee	EMS - Environmental Management System	eLGH – Enhanced Local general Hospital
EoLC - End of Life Companions	ED – Emergency Department	EHEW - Eye Health Examination Wales
ESR – Electronic Staff Record	EOL – End of Life	

F		
FReM – Financial Reporting Manual		
G		
GMS – General Medical Services	GP – General Practitioner	GS – Governance Statement
GUH – Grange University Hospital	GDPR – General Data Protection Regulations	GDP – General Dental Practitioner
GARTH – Gwent Arts in Health	GAVO – Gwent Association of Voluntary Organisations	GDAS – Gwent Drug and Alcohol Service
GURT – Age simulation suit	GWICES – Gwent Wide Integrated Community Equipment Service	
H		
HPF – Healthcare Professionals Forum	HCSW – Health Care Support Worker	HM – Her Majesty’s
HCS – Health and Care Standards	HEIW -Health Education and Improvement Wales	HCC - Hepato-Cellular Carcinoma
HEIW -Health Education and Improvement Wales	HCAI – Healthcare Associated Infection	HPV - Hydrogen Peroxide Vapour
HFrEF – Heart Failure with Reduced Ejection Fraction		
I		
IT – Information Technology	IMTP – Integrated Medium Term Plan	ICF – Integrated Care Fund
ISO – International Organisation for Standardisation	ICO – Information Commissioners Office	ICT – Information Communication Technology
IPBS- Intensive Positive Behavioural support	Iceberg–a visual representation of understanding the delivery of mental health services to children	IPC – Infection Prevention and Control
IFRS - International Financial Reporting Standards		
J		
JCVI – Joint Committee on Vaccination and Immunisation		
L		
LMC – Local Medical Committee	LHB – Local Health Board	LNC – Local Negotiating Committee

LES – Local Enhanced Service	LFD – Lateral Flow Device	LPS – Liberty Protection Safeguards
M		
MpMRI – multi-parametric magnetic resource imaging	MSK - Musculoskeletal	MDT – Multi Disciplinary Team
Myst – My Support team	MIU – Minor Injuries Unit	MAU – Medical Assessment Unit
MHLD – Mental Health and Learning Disabilities	MCA – Mental Capacity Act	MRSA - Methicillin Resistant Staphylococcus Aureus
MELO – Mental Health Resources Website		
N		
NCN – Neighbourhood Care Network	NHS – National Health Service	NEST - a strategic framework for the delivery of well being service for children – describing what all children need to thrive and what the systems around children also need. N- Nurture E-Empathy S – Support T – Trusted Adult.
NHH – Neville Hall Hospital	NWSSP – NHS Wales Shared Services Partnership	
O		
OD – Organisational Development	OOH – Out of Hours	OAK - Options, Advice and Knowledge
OT – Occupational Therapy		
P		
PSB – Public Service Board	PQSOC – Patient Quality, Safety and Outcomes Committee	POCU – Post Operative Care Unit
PHW – Public Health Wales	PCR – Polymerase Chain Reaction	POCT – Point of Care Testing
PIFU - Patient Initiated Follow-ups	PROMS – Patient Reported Outcome Measures	PPE – Personal Protective Equipment

PWP - Psychological Wellbeing Practitioners	PCMHSS - Primary Care Mental Health Services	PREMS - Patient Reported Experience Measures
PoC – Proof of Concept	PLO – Patient Liaison Officer	PTR – Putting Things Right
PSOW – Public Services Ombudsman Wales	PA – Physician Associate	PADR – Personal Appraisal Development Review
PTSD – Post Traumatic Stress Disorder	PCC – Patient Centred Care	
R		
RGH – Royal Gwent Hospital	RCS – Royal College of Surgeons	RATS – Remuneration and Terms of Service Committee
RTT – Referral to Treatment	RPB – Regional Partnership Board	RIIV - Research, Improvement, Innovation and Value
RITA - Reminiscence Interactive Technology Assistance	RCP - Royal College of Physicians	RIF – Regional Integration Fund
S		
SIRO – Senior Information Risk Owner	SoS – See on Symptoms	SRG – Stakeholder Reference Group
SC2HU – Step Closer to Home Unit	SAR – Subject Access Request	SPACE - development of single point of access for children and young adults
SI – Serious Incident		
T		
TUPF – Trade Union Partnership Forum	TVA – Torfaen Voluntary Alliance	
U		
UPC - Urgent Primary Care	UDA - Units of Dental Activity	
V		
VERS – Voluntary Early Release Scheme	VBHC – Value Based Healthcare	
W		
WASPI - Wales Accord on the Sharing of Personal Information	WG – Welsh Government	WHC – Welsh Health Circular

WHSSC – Welsh Health Specialised Services Committee	WPAS - Welsh Patient Administration System	WTE – Whole Time Equivalent
WHO – World Health Organisation		
Y		
YAB – Ysbyty Aneurin Bevan	YYF – Ysbyty Ystrad Fawr	

ANEURIN BEVAN UNIVERSITY LOCAL HEALTH BOARD

FOREWORD

These accounts have been prepared by the Local Health Board under schedule 9 section 178 Para 3(1) of the National Health Service (Wales) Act 2006 (c.42) in the form in which the Welsh Ministers have, with the approval of the Treasury, directed.

Statutory background

The Local Health Board was established on 1st October 2009 following the merger of Gwent Healthcare NHS Trust and the following Local Health Boards.

Blaenau Gwent Local Health Board
Caerphilly Local Health Board
Monmouthshire Local Health Board
Newport Local Health Board
Torfaen Local Health Board

The Health Board covers the areas of Blaenau Gwent, Caerphilly, Monmouthshire, Newport and Torfaen with a population of approximately 600,000 people. The Health Board has an annual budget from the Welsh Government of just under £1.6 billion per year from which we plan and deliver services for the population of the Health Board area. The Health Board, as well as providing services locally, works in partnership to seek to improve health and well-being in the area, particularly through our partnership arrangements to respond to the Social Services and Well-Being Act and the Well Being of Future Generations Act.

Performance Management and Financial Results

Welsh Health Circular WHC/2016/054 replaces WHC/2015/014 'Statutory and Administrative Financial Duties of NHS Trusts and Local Health Boards' and further clarifies the statutory financial duties of NHS Wales bodies and is effective for 2021-22. The annual financial duty has been revoked and the statutory breakeven duty has reverted to a three year duty, with the first assessment of this duty in 2016-17.

Local Health Boards in Wales must comply fully with the Treasury's Financial Reporting Manual to the extent that it is applicable to them. As a result, the Primary Statement of in-year income and expenditure is the Statement of Comprehensive Net Expenditure, which shows the net operating cost incurred by the LHB which is funded by the Welsh Government. This funding is allocated on receipt directly to the General Fund in the Statement of Financial Position.

Under the National Health Services Finance (Wales) Act 2014, the annual requirement to achieve balance against Resource Limits has been replaced with a duty to ensure, in a rolling 3 year period, that its aggregate expenditure does not exceed its aggregate approved limits.

The Act came into effect from 1 April 2014 and under the Act the first assessment of the 3 year rolling financial duty took place at the end of 2016-17.

Statement of Comprehensive Net Expenditure for the year ended 31 March 2022

	Note	2021-22 £000	2020-21 £000
Expenditure on Primary Healthcare Services	3.1	293,748	287,056
Expenditure on healthcare from other providers	3.2	463,401	417,804
Expenditure on Hospital and Community Health Services	3.3	950,978	951,356
		1,708,127	1,656,216
Less: Miscellaneous Income	4	(109,638)	(105,020)
LHB net operating costs before interest and other gains and losses		1,598,489	1,551,196
Investment Revenue	5	(16)	(17)
Other (Gains) / Losses	6	(232)	(43)
Finance costs	7	562	683
Net operating costs for the financial year		1,598,803	1,551,819

See note 2 on page 27 for details of performance against Revenue and Capital allocations.

[The notes on pages 8 to 75 form part of these accounts.](#)

Other Comprehensive Net Expenditure

	2021-22 £000	2020-21 £000
Net (gain) / loss on revaluation of property, plant and equipment	(9,960)	(6,695)
Net (gain) / loss on revaluation of intangibles	0	0
(Gain) / loss on other reserves	0	0
Net (gain)/ loss on revaluation of PPE & Intangible assets held for sale	0	0
Net (gain)/loss on revaluation of financial assets held for sale	0	0
Impairment and reversals	0	0
Transfers between reserves	0	0
Transfers to / (from) other bodies within the Resource Accounting Boundary	0	0
Reclassification adjustment on disposal of available for sale financial assets	0	0
Other comprehensive net expenditure for the year	(9,960)	(6,695)
Total comprehensive net expenditure for the year	1,588,843	1,545,124

The notes on pages 8 to 75 form part of these accounts.

Statement of Financial Position as at 31 March 2022

		31 March 2022 £000	31 March 2021 £000
	Notes		
Non-current assets			
Property, plant and equipment	11	810,479	779,935
Intangible assets	12	5,211	6,595
Trade and other receivables	15	125,697	118,391
Other financial assets	16	521	554
Total non-current assets		941,908	905,475
Current assets			
Inventories	14	8,726	9,857
Trade and other receivables	15	133,774	95,887
Other financial assets	16	33	32
Cash and cash equivalents	17	1,720	1,821
		144,253	107,597
Non-current assets classified as "Held for Sale"	11	0	1,205
Total current assets		144,253	108,802
Total assets		1,086,161	1,014,277
Current liabilities			
Trade and other payables	18	(223,290)	(202,444)
Other financial liabilities	19	0	0
Provisions	20	(63,283)	(45,999)
Total current liabilities		(286,573)	(248,443)
Net current assets/ (liabilities)		(142,320)	(139,641)
Non-current liabilities			
Trade and other payables	18	(3,709)	(4,315)
Other financial liabilities	19	0	0
Provisions	20	(132,424)	(124,942)
Total non-current liabilities		(136,133)	(129,257)
Total assets employed		663,455	636,577
Financed by :			
Taxpayers' equity			
General Fund		530,429	512,572
Revaluation reserve		133,026	124,005
Total taxpayers' equity		663,455	636,577

The financial statements on pages 2 to 7 were approved by the Board on 14th June 2022 and signed on its behalf by:

Chief Executive and Accountable Officer Glyn Jones Date: 14 June 2022

The notes on pages 8 to 75 form part of these accounts.

Statement of Changes in Taxpayers' Equity For the year ended 31 March 2022

	General Fund £000	Revaluation Reserve £000	Total Reserves £000
Changes in taxpayers' equity for 2021-22			
Balance as at 31 March 2021	512,572	124,005	636,577
Adjustment	0	0	0
Balance at 1 April 2021	512,572	124,005	636,577
Net operating cost for the year	(1,598,803)		(1,598,803)
Net gain/(loss) on revaluation of property, plant and equipment	0	9,960	9,960
Net gain/(loss) on revaluation of intangible assets	0	0	0
Net gain/(loss) on revaluation of financial assets	0	0	0
Net gain/(loss) on revaluation of assets held for sale	0	0	0
Impairments and reversals	0	0	0
Other Reserve Movement	0	0	0
Transfers between reserves	939	(939)	0
Release of reserves to SoCNE	0	0	0
Transfers to/from LHBs	0	0	0
Total recognised income and expense for 2021-22	(1,597,864)	9,021	(1,588,843)
Net Welsh Government funding	1,588,806		1,588,806
Notional Welsh Government Funding	26,915		26,915
Balance at 31 March 2022	530,429	133,026	663,455

The notes on pages 8 to 75 form part of these accounts.

Statement of Changes in Taxpayers' Equity

For the year ended 31 March 2021

	General Fund £000	Revaluation Reserve £000	Total Reserves £000
Changes in taxpayers' equity for 2020-21			
Balance at 1 April 2020	543,040	117,974	661,014
Net operating cost for the year	(1,551,819)		(1,551,819)
Net gain/(loss) on revaluation of property, plant and equipment	0	6,695	6,695
Net gain/(loss) on revaluation of intangible assets	0	0	0
Net gain/(loss) on revaluation of financial assets	0	0	0
Net gain/(loss) on revaluation of assets held for sale	0	0	0
Impairments and reversals	0	0	0
Other reserve movement	0	0	0
Transfers between reserves	664	(664)	0
Release of reserves to SoCNE	0	0	0
Transfers to/from LHBs	0	0	0
Total recognised income and expense for 2020-21	(1,551,155)	6,031	(1,545,124)
Net Welsh Government funding	1,495,498		1,495,498
Notional Welsh Government Funding	25,189		25,189
Balance at 31 March 2021	512,572	124,005	636,577

The notes on pages 8 to 75 form part of these accounts.

Statement of Cash Flows for year ended 31 March 2022

		2021-22 £000	2020-21 £000
Cash Flows from operating activities	Notes		
Net operating cost for the financial year		(1,598,803)	(1,551,819)
Movements in Working Capital	27	(20,952)	52,668
Other cash flow adjustments	28	92,791	123,531
Provisions utilised	20	(10,474)	(12,352)
Net cash outflow from operating activities		(1,537,438)	(1,387,972)
Cash Flows from investing activities			
Purchase of property, plant and equipment		(52,999)	(104,378)
Proceeds from disposal of property, plant and equipment		3,347	927
Purchase of intangible assets		(930)	(2,723)
Proceeds from disposal of intangible assets		0	0
Payment for other financial assets		0	0
Proceeds from disposal of other financial assets		0	0
Payment for other assets		0	0
Proceeds from disposal of other assets		0	0
Net cash inflow/(outflow) from investing activities		(50,582)	(106,174)
Net cash inflow/(outflow) before financing		(1,588,020)	(1,494,146)
Cash Flows from financing activities			
Welsh Government funding (including capital)		1,588,806	1,495,498
Capital receipts surrendered		0	0
Capital grants received		0	0
Capital element of payments in respect of finance leases and on-SoFP PFI Schemes		(887)	(832)
Cash transferred (to)/ from other NHS bodies		0	0
Net financing		1,587,919	1,494,666
Net increase/(decrease) in cash and cash equivalents		(101)	520
Cash and cash equivalents (and bank overdrafts) at 1 April 2021		1,821	1,301
Cash and cash equivalents (and bank overdrafts) at 31 March 2022		1,720	1,821

The notes on pages 8 to 75 form part of these accounts.

Notes to the Accounts

1. Accounting policies

The Minister for Health and Social Services has directed that the financial statements of Local Health Boards (LHB) in Wales shall meet the accounting requirements of the NHS Wales Manual for Accounts. Consequently, the following financial statements have been prepared in accordance with the 2021-22 Manual for Accounts. The accounting policies contained in that manual follow the 2021-22 Financial Reporting Manual (FReM) in accordance with international accounting standards in conformity with the requirements of the Companies Act 2006, except for IFRS 16 Leases, which is deferred until 1 April 2022; to the extent that they are meaningful and appropriate to the NHS in Wales.

Where the LHB Manual for Accounts permits a choice of accounting policy, the accounting policy which is judged to be most appropriate to the particular circumstances of the LHB for the purpose of giving a true and fair view has been selected. The particular policies adopted by the LHB are described below. They have been applied consistently in dealing with items considered material in relation to the accounts.

1.1. Accounting convention

These accounts have been prepared under the historical cost convention modified to account for the revaluation of property, plant and equipment, intangible assets and inventories.

1.2. Acquisitions and discontinued operations

Activities are considered to be 'acquired' only if they are taken on from outside the public sector. Activities are considered to be 'discontinued' only if they cease entirely. They are not considered to be 'discontinued' if they transfer from one public sector body to another.

1.3. Income and funding

The main source of funding for the LHBs are allocations (Welsh Government funding) from the Welsh Government within an approved cash limit, which is credited to the General Fund of the LHB. Welsh Government funding is recognised in the financial period in which the cash is received.

Non-discretionary funding outside the Revenue Resource Limit is allocated to match actual expenditure incurred for the provision of specific pharmaceutical, or ophthalmic services identified by the Welsh Government. Non-discretionary expenditure is disclosed in the accounts and deducted from operating costs charged against the Revenue Resource Limit.

Funding for the acquisition of fixed assets received from the Welsh Government is credited to the General Fund.

Miscellaneous income is income which relates directly to the operating activities of the LHB and is not funded directly by the Welsh Government. This includes payment for services uniquely provided by the LHB for the Welsh Government such as funding provided to agencies and non-activity costs incurred by the LHB in its provider role. Income received from LHBs transacting with other LHBs is always treated as miscellaneous income.

From 2018-19, IFRS 15 Revenue from Contracts with Customers has been applied, as interpreted and adapted for the public sector, in the FReM. It replaces the previous standards IAS 11 Construction Contracts and IAS 18 Revenue and related IFRIC and SIC interpretations. The potential amendments identified as a result of the adoption of IFRS 15 are significantly below materiality levels.

Income is accounted for applying the accruals convention. Income is recognised in the period in which services are provided. Where income had been received from third parties for a specific activity to be delivered in the following financial year, that income will be deferred.

Only non-NHS income may be deferred.

1.4. Employee benefits

1.4.1. Short-term employee benefits

Salaries, wages and employment-related payments are recognised in the period in which the service is received from employees. The cost of leave earned but not taken by employees at the end of the period is recognised in the financial statements to the extent that employees are permitted to carry forward leave into the following period.

1.4.2. Retirement benefit costs

Past and present employees are covered by the provisions of the NHS Pensions Scheme. The scheme is an unfunded, defined benefit scheme that covers NHS employers, General Practices and other bodies, allowed under the direction of the Secretary of State, in England and Wales. The scheme is not designed to be run in a way that would enable NHS bodies to identify their share of the underlying scheme assets and liabilities. Therefore, the scheme is accounted for as if it were a defined contribution scheme: the cost to the NHS body of participating in the scheme is taken as equal to the contributions payable to the scheme for the accounting period.

The latest NHS Pension Scheme valuation results indicated that an increase in benefit required a 6.3% increase (14.38% to 20.68%) which was implemented from 1 April 2019.

As an organisation within the full funding scope, the joint (in NHS England and NHS Wales) transitional arrangement operated from 2019-20 where employers in the Scheme would continue to pay 14.38% employer contributions under their normal monthly payment process, in Wales the additional 6.3% being funded by Welsh Government directly to the Pension Scheme administrator, the NHS Business Services Authority (BSA the NHS Pensions Agency).

However, NHS Wales' organisations are required to account for **their staff** employer contributions of 20.68% in full and on a gross basis, in their annual accounts. Payments made on their behalf by Welsh Government are accounted for on a notional basis. For detailed information see Note 34 within these accounts.

For early retirements other than those due to ill health the additional pension liabilities are not funded by the scheme. The full amount of the liability for the additional costs is charged to expenditure at the time the NHS Wales organisation commits itself to the retirement, regardless of the method of payment.

Where employees are members of the Local Government Superannuation Scheme, which is a defined benefit pension scheme this is disclosed. The scheme assets and liabilities attributable to those employees can be identified and are recognised in the NHS Wales organisation's accounts. The assets are measured at fair value and the liabilities at the present value of the future obligations. The increase in the liability arising from pensionable service earned during the year is recognised within operating expenses. The expected gain during the year from scheme assets is recognised within finance income. The interest cost during the year arising from the unwinding of the discount on the scheme liabilities is recognised within finance costs.

1.4.3. NEST Pension Scheme

An alternative pensions scheme for employees not eligible to join the NHS Pensions scheme has to be offered. The NEST (National Employment Savings Trust) Pension scheme is a defined contribution scheme and therefore the cost to the NHS body of participating in the scheme is equal to the contributions payable to the scheme for the accounting period.

1.5. Other expenses

Other operating expenses for goods or services are recognised when, and to the extent that, they have been received. They are measured at the fair value of the consideration payable.

1.6. Property, plant and equipment

1.6.1. Recognition

Property, plant and equipment is capitalised if:

- it is held for use in delivering services or for administrative purposes;
- it is probable that future economic benefits will flow to, or service potential will be supplied to, the NHS Wales organisation;
- it is expected to be used for more than one financial year;
- the cost of the item can be measured reliably; and
- the item has cost of at least £5,000; or
- Collectively, a number of items have a cost of at least £5,000 and individually have a cost of more than £250, where the assets are functionally interdependent, they had broadly simultaneous purchase dates, are anticipated to have simultaneous disposal dates and are under single managerial control; or
- Items form part of the initial equipping and setting-up cost of a new building, ward or unit, irrespective of their individual or collective cost.

Where a large asset, for example a building, includes a number of components with significantly different asset lives, the components are treated as separate assets and depreciated over their own useful economic lives.

1.6.2. Valuation

All property, plant and equipment are measured initially at cost, representing the cost directly attributable to acquiring or constructing the asset and bringing it to the location and condition necessary for it to be capable of operating in the manner intended by management.

Land and buildings used for services or for administrative purposes are stated in the Statement of Financial Position (SoFP) at their revalued amounts, being the fair value at the date of revaluation less any subsequent accumulated depreciation and impairment losses. Revaluations are performed with sufficient regularity to ensure that carrying amounts are not materially different from those that would be determined at the end of the reporting period. Fair values are determined as follows:

- Land and non-specialised buildings – market value for existing use

- Specialised buildings – depreciated replacement cost

HM Treasury has adopted a standard approach to depreciated replacement cost valuations based on modern equivalent assets and, where it would meet the location requirements of the service being provided, an alternative site can be valued. NHS Wales' organisations have applied these new valuation requirements from 1 April 2009.

Properties in the course of construction for service or administration purposes are carried at cost, less any impairment loss. Cost includes professional fees but not borrowing costs, which are recognised as expenses immediately, as allowed by IAS 23 for assets held at fair value. Assets are revalued and depreciation commences when they are brought into use.

In 2017-18 a formal revaluation exercise was applied to land and properties. The carrying value of existing assets at that date will be written off over their remaining useful lives and new fixtures and equipment are carried at depreciated historic cost as this is not considered to be materially different from fair value.

An increase arising on revaluation is taken to the revaluation reserve except when it reverses an impairment for the same asset previously recognised in expenditure, in which case it is credited to expenditure to the extent of the decrease previously charged there. A revaluation decrease that does not result from a loss of economic value or service potential is recognised as an impairment charged to the revaluation reserve to the extent that there is a balance on the reserve for the asset and, thereafter, to expenditure. Impairment losses that arise from a clear consumption of economic benefit should be taken to expenditure.

References in IAS 36 to the recognition of an impairment loss of a revalued asset being treated as a revaluation decrease to the extent that the impairment does not exceed the amount in the revaluation surplus for the same asset, are adapted such that only those impairment losses that do not result from a clear consumption of economic benefit or reduction of service potential (including as a result of loss or damage resulting from normal business operations) should be taken to the revaluation reserve. Impairment losses that arise from a clear consumption of economic benefit should be taken to the Statement of Comprehensive Net Expenditure (SoCNE).

From 2015-16, IFRS 13 Fair Value Measurement must be complied with in full. However IAS 16 and IAS 38 have been adapted for the public sector context which limits the circumstances under which a valuation is prepared under IFRS 13. Assets which are held for their service potential and are in use should be measured at their current value in existing use. For specialised assets current value in existing use should be interpreted as the present value of the assets remaining service potential, which can be assumed to be at least equal to the cost of replacing that service potential. Where there is no single class of asset that falls within IFRS 13, disclosures should be for material items only.

In accordance with the adaptation of IAS 16 in table 6.2 of the FReM, for non-specialised assets in operational use, current value in existing use is interpreted as market value for existing use which is defined in the RICS Red Book as Existing Use Value (EUV).

Assets which were most recently held for their service potential but are surplus should be valued at current value in existing use, if there are restrictions on the NHS organisation or the asset which would prevent access to the market at the reporting date. If the NHS organisation could access the market then the surplus asset should be used at fair value using IFRS 13. In determining whether such an asset which is not in use is surplus, an assessment should be made on whether there is a clear plan to bring the asset back into use as an operational asset. Where there is a clear plan, the asset is not surplus and the current value in existing use should be maintained. Otherwise the asset should be assessed as being surplus and valued under IFRS13.

Assets which are not held for their service potential should be valued in accordance with IFRS 5 or IAS 40 depending on whether the asset is actively held for sale. Where an asset is not being used to deliver services and there is no plan to bring it back into use, with no restrictions on sale, and it does not meet the IAS 40 and IFRS 5 criteria, these assets are surplus and are valued at fair value using IFRS 13.

1.6.3. Subsequent expenditure

Where subsequent expenditure enhances an asset beyond its original specification, the directly attributable cost is capitalised. Where subsequent expenditure restores the asset to its original specification, the expenditure is capitalised and any carrying value of the item replaced is written-out and charged to the SoCNE. As highlighted in previous years the NHS in Wales does not have systems in place to ensure that all items being "replaced" can be identified and hence the cost involved to be quantified. The NHS in Wales has thus established a national protocol to ensure it complies with the standard as far as it is able to which is outlined in the capital accounting chapter of the Manual For Accounts. This dictates that to ensure that asset carrying values are not materially overstated. For All Wales Capital Schemes that are completed in a financial year, NHS Wales organisations are required to obtain a revaluation during that year (prior to them being brought into use) and also similar revaluations are needed for all Discretionary Building Schemes completed which have a spend greater than £0.5m. The write downs so identified are then charged to operating expenses.

1.7. Intangible assets

1.7.1. Recognition

Intangible assets are non-monetary assets without physical substance, which are capable of sale separately from the rest of the business or which arise from contractual or other legal rights. They are recognised only when it is probable that future economic benefits will flow to, or service potential be provided to, the NHS Wales organisation; where the cost of the asset can be measured reliably, and where the cost is at least £5,000.

Intangible assets acquired separately are initially recognised at fair value. Software that is integral to the operating of hardware, for example an operating system, is capitalised as part of the relevant item of property, plant and equipment. Software that is not integral to the operation of hardware, for example application software, is capitalised as an intangible asset. Expenditure on research is not capitalised: it is recognised as an operating expense in the period in which it is incurred. Internally-generated assets are recognised if, and only if, all of the following have been demonstrated:

- the technical feasibility of completing the intangible asset so that it will be available for use.
- the intention to complete the intangible asset and use it.
- the ability to use the intangible asset.
- how the intangible asset will generate probable future economic benefits.
- the availability of adequate technical, financial and other resources to complete the intangible asset and use it.
- the ability to measure reliably the expenditure attributable to the intangible asset during its development.

Measurement

The amount initially recognised for internally-generated intangible assets is the sum of the expenditure incurred from the date when the criteria above are initially met. Where no internally-generated intangible asset can be recognised, the expenditure is recognised in the period in which it is incurred.

Following initial recognition, intangible assets are carried at fair value by reference to an active market, or, where no active market exists, at amortised replacement cost (modern equivalent assets basis), indexed for relevant price increases, as a proxy for fair value. Internally-developed software is held at historic cost to reflect the opposing effects of increases in development costs and technological advances.

1.8. Depreciation, amortisation and impairments

Freehold land, assets under construction and assets held for sale are not depreciated.

Otherwise, depreciation and amortisation are charged to write off the costs or valuation of property, plant and equipment and intangible non-current assets, less any residual value, over their estimated useful lives, in a manner that reflects the consumption of economic benefits or service potential of the assets. The estimated useful life of an asset is the period over which the NHS Wales Organisation expects to obtain economic benefits or service potential from the asset. This is specific to the NHS Wales organisation and may be shorter than the physical life of the asset itself. Estimated useful lives and residual values are reviewed each year end, with the effect of any changes recognised on a prospective basis. Assets held under finance leases are depreciated over the shorter of the lease term and estimated useful lives.

At each reporting period end, the NHS Wales organisation checks whether there is any indication that any of its tangible or intangible non-current assets have suffered an impairment loss. If there is indication of an impairment loss, the recoverable amount of the asset is estimated to determine whether there has been a loss and, if so, its amount. Intangible assets not yet available for use are tested for impairment annually.

Impairment losses that do not result from a loss of economic value or service potential are taken to the revaluation reserve to the extent that there is a balance on the reserve for the asset and, thereafter, to the SoCNE. Impairment losses that arise from a clear consumption of economic benefit are taken to the SoCNE. The balance on any revaluation reserve (up to the level of the impairment) to which the impairment would have been charged under IAS 36 are transferred to retained earnings.

1.9. Research and Development

Research and development expenditure is charged to operating costs in the year in which it is incurred, except insofar as it relates to a clearly defined project, which can be separated from patient care activity and benefits therefrom can reasonably be regarded as assured. Expenditure so deferred is limited to the value of future benefits expected and is amortised through the SoCNE on a systematic basis over the period expected to benefit from the project.

1.10 Non-current assets held for sale

Non-current assets are classified as held for sale if their carrying amount will be recovered principally through a sale transaction rather than through continuing use. This condition is regarded as met when the sale is highly probable, the asset is available for immediate sale in its present condition and management is committed to the sale, which is expected to qualify for recognition as a completed sale, within one year from the date of classification.

Non-current assets held for sale are measured at the lower of their previous carrying amount and fair value less costs to sell. Fair value is open market value including alternative uses.

The profit or loss arising on disposal of an asset is the difference between the sale proceeds and the carrying amount and is recognised in the SoCNE. On disposal, the balance for the asset on the revaluation reserve, is transferred to the General Fund.

Property, plant and equipment that is to be scrapped or demolished does not qualify for recognition as held for sale. Instead it is retained as an operational asset and its economic life adjusted. The asset is derecognised when it is scrapped or demolished.

1.11. Leases

Leases are classified as finance leases when substantially all the risks and rewards of ownership are transferred to the lessee. All other leases are classified as operating leases.

1.11.1. The LHB as lessee

Property, plant and equipment held under finance leases are initially recognised, at the inception of the lease, at fair value or, if lower, at the present value of the minimum lease payments, with a matching liability for the lease obligation to the lessor. Lease payments are apportioned between finance charges and reduction of the lease obligation so as to achieve a constant rate of interest on the remaining balance of the liability. Finance charges are charged directly to the SoCNE.

Operating lease payments are recognised as an expense on a straight-line basis over the lease term. Lease incentives are recognised initially as a liability and subsequently as a reduction of rentals on a straight-line basis over the lease term. Contingent rentals are recognised as an expense in the period in which they are incurred.

Where a lease is for land and buildings, the land and building components are separated and individually assessed as to whether they are operating or finance leases.

1.11.2. The LHB as lessor

Amounts due from lessees under finance leases are recorded as receivables at the amount of the NHS Wales organisation net investment in the leases. Finance lease income is allocated to accounting periods so as to reflect a constant periodic rate of return on the NHS Wales organisation's net investment outstanding in respect of the leases.

Rental income from operating leases is recognised on a straight-line basis over the term of the lease. Initial direct costs incurred in negotiating and arranging an operating lease are added to the carrying amount of the leased asset and recognised on a straight-line basis over the lease term.

1.12. Inventories

Whilst it is accounting convention for inventories to be valued at the lower of cost and net realisable value using the weighted average or "first-in first-out" cost formula, it should be recognised that the NHS is a special case in that inventories are not generally held for the intention of resale and indeed there is no market readily available where such items could be sold. Inventories are valued at cost and this is considered to be a reasonable approximation to fair value due to the high turnover of stocks.

Work-in-progress comprises goods in intermediate stages of production. Partially completed contracts for patient services are not accounted for as work-in-progress.

1.13. Cash and cash equivalents

Cash is cash in hand and deposits with any financial institution repayable without penalty on notice of not more than 24 hours. Cash equivalents are investments that mature in 3 months or less from the date of acquisition and that are readily convertible to known amounts of cash with insignificant risk of change in value. In the Statement of Cash flows (SoCF), cash and cash equivalents are shown net of bank overdrafts that are repayable on demand and that form an integral part of the cash management.

1.14. Provisions

Provisions are recognised when the LHB has a present legal or constructive obligation as a result of a past event, it is probable that the LHB will be required to settle the obligation, and a reliable estimate can be made of the amount of the obligation. The amount recognised as a provision is the best estimate of the expenditure required to settle the obligation at the end of the reporting period, taking into account the risks and uncertainties. Where a provision is measured using the cash flows estimated to settle the obligation, its carrying amount is the present value of those cash flows using the discount rate supplied by HM Treasury.

When some or all of the economic benefits required to settle a provision are expected to be recovered from a third party, the receivable is recognised as an asset if it is virtually certain that reimbursements will be received and the amount of the receivable can be measured reliably.

Present obligations arising under onerous contracts are recognised and measured as a provision. An onerous contract is considered to exist where the LHB has a contract under which the unavoidable costs of meeting the obligations under the contract exceed the economic benefits expected to be received under it.

A restructuring provision is recognised when the LHB has developed a detailed formal plan for the restructuring and has raised a valid expectation in those affected that it will carry out the restructuring by starting to implement the plan or announcing its main features to those affected by it. The measurement of a restructuring provision includes only the direct expenditures arising from the restructuring, which are those amounts that are both necessarily entailed by the restructuring and not associated with ongoing activities of the entity.

1.14.1. Clinical negligence and personal injury costs

The Welsh Risk Pool Services (WRPS) operates a risk pooling scheme which is co-funded by the Welsh Government with the option to access a risk sharing agreement funded by the participative NHS Wales bodies. The risk sharing option was implemented in both 2020-21 and 2019-20. The WRP is hosted by Velindre NHS Trust.

1.14.2. Future Liability Scheme (FLS) - General Medical Practice Indemnity (GMPI)

The FLS is a state backed scheme to provide clinical negligence General Medical Practice Indemnity (GMPI) for providers of GMP services in Wales.

In March 2019, the Minister issued a Direction to Velindre NHS Trust to enable Legal and Risk Services to operate the Scheme. The GMPI is underpinned by new secondary legislation, The NHS (Clinical Negligence Scheme) (Wales) Regulations 2019 which came into force on 1 April 2019.

GMP Service Providers are not direct members of the GMPI FLS, their qualifying liabilities are the subject of an arrangement between them and their relevant LHB, which is a member of the scheme. The qualifying reimbursements to the LHB are not subject to the £25,000 excess.

1.15. Financial Instruments

From 2018-19 IFRS 9 Financial Instruments has applied, as interpreted and adapted for the public sector, in the FReM. The principal impact of IFRS 9 adoption by NHS Wales' organisations, was to change the calculation basis for bad debt provisions, changing from an incurred loss basis to a lifetime expected credit loss (ECL) basis.

All entities applying the FReM recognised the difference between previous carrying amount and the carrying amount at the beginning of the annual reporting period that included the date of initial application in the opening general fund within Taxpayer's equity.

1.16. Financial assets

Financial assets are recognised on the SoFP when the NHS Wales organisation becomes party to the financial instrument contract or, in the case of trade receivables, when the goods or services have been delivered. Financial assets are derecognised when the contractual rights have expired or the asset has been transferred.

The accounting policy choice allowed under IFRS 9 for long term trade receivables, contract assets which do contain a significant financing component (in accordance with IFRS 15), and lease receivables within the scope of IAS 17 has been withdrawn and entities should always recognise a loss allowance at an amount equal to lifetime Expected Credit Losses. All entities applying the FReM should utilise IFRS 9's simplified approach to impairment for relevant assets.

IFRS 9 requirements required a revised approach for the calculation of the bad debt provision, applying the principles of expected credit loss, using the practical expedients within IFRS 9 to construct a provision matrix.

1.16.1. Financial assets are initially recognised at fair value

Financial assets are classified into the following categories: financial assets 'at fair value through SoCNE'; 'held to maturity investments'; 'available for sale' financial assets, and 'loans and receivables'. The classification depends on the nature and purpose of the financial assets and is determined at the time of initial recognition.

1.16.2. Financial assets at fair value through SoCNE

Embedded derivatives that have different risks and characteristics to their host contracts, and contracts with embedded derivatives whose separate value cannot be ascertained, are treated as financial assets at fair value through SoCNE. They are held at fair value, with any resultant gain or loss recognised in the SoCNE. The net gain or loss incorporates any interest earned on the financial asset.

1.16.3 Held to maturity investments

Held to maturity investments are non-derivative financial assets with fixed or determinable payments and fixed maturity, and there is a positive intention and ability to hold to maturity. After initial recognition, they are held at amortised cost using the effective interest method, less any impairment. Interest is recognised using the effective interest method.

1.16.4. Available for sale financial assets

Available for sale financial assets are non-derivative financial assets that are designated as available for sale or that do not fall within any of the other three financial asset classifications. They are measured at fair value with changes in value taken to the revaluation reserve, with the exception of impairment losses. Accumulated gains or losses are recycled to the SoCNE on de-recognition.

1.16.5. Loans and receivables

Loans and receivables are non-derivative financial assets with fixed or determinable payments which are not quoted in an active market. After initial recognition, they are measured at amortised cost using the effective interest method, less any impairment. Interest is recognised using the effective interest method.

Fair value is determined by reference to quoted market prices where possible, otherwise by valuation techniques.

The effective interest rate is the rate that exactly discounts estimated future cash receipts through the expected life of the financial asset, to the net carrying amount of the financial asset.

At the SOFP date, the LHB assesses whether any financial assets, other than those held at 'fair value through profit and loss' are impaired. Financial assets are impaired and impairment losses recognised if there is objective evidence of impairment as a result of one or more events which occurred after the initial recognition of the asset and which has an impact on the estimated future cash flows of the asset.

For financial assets carried at amortised cost, the amount of the impairment loss is measured as the difference between the asset's carrying amount and the present value of the revised future cash flows discounted at the asset's original effective interest rate. The loss is recognised in the SoCNE and the carrying amount of the asset is reduced directly, or through a provision of impairment of receivables.

If, in a subsequent period, the amount of the impairment loss decreases and the decrease can be related objectively to an event occurring after the impairment was recognised, the previously recognised impairment loss is reversed through the SoCNE to the extent that the carrying amount of the receivable at the date of the impairment is reversed does not exceed what the amortised cost would have been had the impairment not been recognised.

1.17. Financial liabilities

Financial liabilities are recognised on the SOFP when the LHB becomes party to the contractual provisions of the financial instrument or, in the case of trade payables, when the goods or services have been received. Financial liabilities are de-recognised when the liability has been discharged, that is, the liability has been paid or has expired.

1.17.1. Financial liabilities are initially recognised at fair value

Financial liabilities are classified as either financial liabilities at fair value through the SoCNE or other financial liabilities.

1.17.2. Financial liabilities at fair value through the SoCNE

Embedded derivatives that have different risks and characteristics to their host contracts, and contracts with embedded derivatives whose separate value cannot be ascertained, are treated as financial liabilities at fair value through profit and loss. They are held at fair value, with any resultant gain or loss recognised in the SoCNE. The net gain or loss incorporates any interest earned on the financial asset.

1.17.3. Other financial liabilities

After initial recognition, all other financial liabilities are measured at amortised cost using the effective interest method. The effective interest rate is the rate that exactly discounts estimated future cash payments through the life of the asset, to the net carrying amount of the financial liability. Interest is recognised using the effective interest method.

1.18. Value Added Tax (VAT)

Most of the activities of the LHB are outside the scope of VAT and, in general, output tax does not apply and input tax on purchases is not recoverable. Irrecoverable VAT is charged to the relevant expenditure category or included in the capitalised purchase cost of fixed assets. Where output tax is charged or input VAT is recoverable, the amounts are stated net of VAT.

1.19. Foreign currencies

Transactions denominated in a foreign currency are translated into sterling at the exchange rate ruling on the dates of the transactions. Resulting exchange gains and losses are taken to the SoCNE. At the SoFP date, monetary items denominated in foreign currencies are retranslated at the rates prevailing at the reporting date.

1.20. Third party assets

Assets belonging to third parties (such as money held on behalf of patients) are not recognised in the accounts since the LHB has no beneficial interest in them. Details of third party assets are given in the Notes to the accounts.

1.21. Losses and Special Payments

Losses and special payments are items that the Welsh Government would not have contemplated when it agreed funds for the health service or passed legislation. By their nature they are items that ideally should not arise. They are therefore subject to special control procedures compared with the generality of payments. They are divided into different categories, which govern the way each individual case is handled.

Losses and special payments are charged to the relevant functional headings in the SoCNE on an accruals basis, including losses which would have been made good through insurance cover had the LHB not been bearing their own risks (with insurance premiums then being included as normal revenue expenditure). However, the note on losses and special payments is compiled directly from the losses register which is prepared on a cash basis.

The LHB accounts for all losses and special payments gross (including assistance from the WRP).

The LHB accrues or provides for the best estimate of future pay-outs for certain liabilities and discloses all other potential payments as contingent liabilities, unless the probability of the liabilities becoming payable is remote.

All claims for losses and special payments are provided for, where the probability of settlement of an individual claim is over 50%. Where reliable estimates can be made, incidents of clinical negligence against which a claim has not, as yet, been received are provided in the same way. Expected reimbursements from the WRP are included in debtors. For those claims where the probability of settlement is between 5- 50%, the liability is disclosed as a contingent liability.

1.22. Pooled budget

The LHB has entered into pooled budgets with Local Authorities. Under the arrangements funds are pooled in accordance with section 33 of the NHS (Wales) Act 2006 for specific activities defined in the Pooled budget Note.

The pool budget is hosted by one organisation. Payments for services provided are accounted for as miscellaneous income. The LHB accounts for its share of the assets, liabilities, income and expenditure from the activities of the pooled budget, in accordance with the pooled budget arrangement.

Monmouthshire County Council - Monnow Vale Health and Social Care Unit

Funds are pooled for the provision of health and social care inpatient, outpatient, clinic and day care facilities to individuals who have medical, social, community or rehabilitation needs. The pool is hosted by Aneurin Bevan University Local Health Board. The financial operation of the pool is governed by a pooled budget agreement between the Local Health Board and Monmouthshire County Council. The income from Monmouthshire County Council is recorded as Local Authority Income in these accounts.

Expenditure for services provided under the arrangement is recorded under the appropriate expense headings in these accounts.

The property in which the unit is housed has been provided by a Private Finance Partner; the contract with the PFI partner is for 30 years and is categorised as an on balance sheet PFI scheme with the HB recognising **72%** of the property - see Note 32 of these accounts for further details.

The five Local Authorities in Gwent - Gwent Wide Integrated Community Equipment Service

Funds are pooled for the provision of an efficient and effective GWICES (Gwent Wide Integrated Community Equipment Service) to service users who are resident in the partner localities. The pool is hosted by Torfaen County Borough Council. The Health Board makes a financial contribution to the scheme but does not account for the schemes expenditure or assets/liabilities generated by this expenditure.

The financial operation of the pool is governed by a pooled budget agreement between the bodies listed above and the Health Board. Payments for services provided by the host body, Torfaen County Borough Council, are accounted for as expenditure within these accounts.

Monmouthshire County Council - Mardy Park Rehabilitation Centre

Funds are pooled for the provision of care to individuals who have rehabilitation needs. The LHB has entered into a pooled budget with Monmouthshire County Council. The pool is hosted by Monmouthshire County Council.

The five Local Authorities in Gwent - Gwent Frailty Programme

Funds are pooled for the purpose of establishing a consistent service across Gwent. The pool is hosted by Caerphilly County Borough Council, as lead commissioner. The financial operation of the pool is governed by a pooled budget agreement between the bodies listed above and the Health Board. Payments for services provided by the host body, Caerphilly County Borough Council, are accounted for as expenditure within these accounts. Additional information is provided in Note 32.

The five Local Authorities in Gwent and ABUHB – A pooled Fund for Care Home Accommodation functions for Older People

Statutory Directions issued under section 169 of the Social Services and Wellbeing (Wales) Act 2014 required Partnership Bodies to enter into partnership arrangements and for the establishment and maintenance of pooled funds from April 2018, for the exercise of their Care Home Accommodation Functions.

The overarching strategic aim of this Agreement is: -

- To ensure coordinated arrangements for ensuring an integrated approach across the Partnership to the commissioning and arranging for Care Home Accommodation for Older People.
- To ensure provision of high quality, cost effective Care Home Accommodation which meets local health and social care needs, through the establishment of a pooled fund
- To develop a managed market approach to the supply of quality provision to meets the needs of Older People Care Home Accommodation.

Funds are pooled for the provision and commissioning of specified services for older people (>65 years of age) in a care home setting in Gwent. The pool has been hosted by Torfaen County Borough Council since August 2018.

The Health Board makes a financial contribution to the scheme equivalent to actual expenditure incurred in commissioning related placements in homes during the year, but in addition does incur minimal costs associated with a share of the services provided by the host organisation and these are accounted for as expenditure within these accounts.

1.23. Critical Accounting Judgements and key sources of estimation uncertainty

In the application of the accounting policies, management is required to make judgements, estimates and assumptions about the carrying amounts of assets and liabilities that are not readily apparent from other sources.

The estimates and associated assumptions are based on historical experience and other factors that are considered to be relevant. Actual results may differ from those estimates. The estimates and underlying assumptions are continually reviewed. Revisions to accounting estimates are recognised in the period in which the estimate is revised if the revision affects only that period, or the period of the revision and future periods if the revision affects both current and future periods.

1.24. Key sources of estimation uncertainty

The following are the key assumptions concerning the future, and other key sources of estimation uncertainty at the SoFP date, that have a significant risk of causing material adjustment to the carrying amounts of assets and liabilities within the next financial year.

Significant estimations are made in relation to on-going clinical negligence and personal injury claims. Assumptions as to the likely outcome, the potential liabilities and the timings of these litigation claims are provided by independent legal advisors. Any material changes in liabilities associated with these claims would be recoverable from the Welsh Risk Pool.

Significant estimations are also made for continuing care costs resulting from claims post 1 April 2003. An assessment of likely outcomes, potential liabilities and timings of these claims are made on a case by case basis. Material changes associated with these claims would be adjusted in the period in which they are revised.

Estimates are also made for contracted primary care services. These estimates are based on the latest payment levels. Changes associated with these liabilities are adjusted in the following reporting period.

In line with International Accounting Standard (IAS)19, the Health Board has included in its accounts an accrual for untaken annual leave as at 31st March 2022. The impact of COVID-19 has had a significant impact on the ability of staff to take annual leave during 2021-22. The accrual is reflected in notes 3.1, 3.3 and 9.1 to the accounts.

1.24.1. Provisions

The NHS Wales organisation provides for legal or constructive obligations for clinical negligence, personal injury and defence costs that are of uncertain timing or amount at the balance sheet date on the basis of the best estimate of the expenditure required to settle the obligation.

Claims are funded via the Welsh Risk Pool Services (WRPS) which receives an annual allocation from Welsh Government to cover the cost of reimbursement requests submitted to the bi-monthly WRPS Committee. Following settlement to individual claimants by the NHS Wales organisation, the full cost is recognised in year and matched to income (less a £25K excess) via a WRPS debtor, until reimbursement has been received from the WRPS Committee.

1.24.2. Probable & Certain Cases – Accounting Treatment

A provision for these cases is calculated in accordance with IAS 37. Cases are assessed and divided into four categories according to their probability of settlement;

Remote	Probability of Settlement	0 – 5%
	Accounting Treatment	Contingent Liability.
Possible	Probability of Settlement	6% - 49%
	Accounting Treatment	Defence Fee - Provision*
	Contingent Liability for all other estimated expenditure.	
Probable	Probability of Settlement	50% - 94%
	Accounting Treatment	Full Provision
Certain	Probability of Settlement	95% - 100%
	Accounting Treatment	Full Provision

* Personal injury cases - Defence fee costs are provided for at 100%.

The provision for probable and certain cases is based on case estimates of individual reported claims received by Legal & Risk Services within NHS Wales Shared Services Partnership.

The solicitor will estimate the case value including defence fees, using professional judgement and from obtaining counsel advice. Valuations are then discounted for the future loss elements using individual life expectancies and the Government Actuary's Department actuarial tables (Ogden tables) and Personal Injury Discount Rate of minus 0.25%.

Future liabilities for certain & probable cases with a probability of 95%-100% and 50%- 94% respectively are held as a provision on the balance sheet. Cases typically take a number of years to settle, particularly for high value cases where a period of development is necessary to establish the full extent of the injury caused.

The Health Board has provided for some £188m (£163m 2020/21) within note 20 in respect of potential clinical negligence and personal injury claims and associated defence fees. These provisions have been arrived at on the advice of NHS Wales Shared Services Partnership - Legal & Risk Services. Given the nature of such claims this figure could be subject to significant change in future periods. However, the potential financial effect of such uncertainty is mitigated by the fact that the LHB's ultimate liability in respect of individual cases is capped at £0.025m, with amounts above this excess level being reimbursed by the Welsh Risk Pool.

The Health Board has estimated a liability of 0.495m (£0.458m 2020/21) in respect of retrospective claims for Continuing Health Care funding. The estimated provision is based upon an assessment of the likelihood of claims meeting criteria for continuing health care and the actual costs incurred by individuals in care homes. The provision is based on information made available to the Health Board at the time of these accounts and could be subject to significant change as outcomes are determined. Aneurin Bevan University Local Health Board has reviewed its portfolio of outstanding claims for continuing healthcare and made an assessment of likely financial liability based on an estimated success factor, eligibility factor and expected weekly average costs of claims. The assumptions have been derived by reviewing a sample of claims.

Primary care expenditure includes estimates for areas which are paid in arrears and not finalised at the time of producing the accounts. These estimates relate to GMS Quality Assurance and Improvement Framework, GMS Enhanced Services, and pharmacy estimates, which are based on an assessment of likely final performance.

1.25 Discount Rates

Where discount is applied, a disclosure detailing the impact of the discounting on liabilities to be included for the relevant notes. The disclosure should include where possible undiscounted values to demonstrate the impact. An explanation of the source of the discount rate or how the discount rate has been determined to be included.

Within the Provisions Note (note 20) the amount relating to Early Retirements and Permanent Injury benefits has been discounted using the PES (2021) Post Employment Benefits Liabilities Real Rate in Excess of CPI of -1.30%.

1.26 Private Finance Initiative (PFI) transactions

HM Treasury has determined that government bodies shall account for infrastructure PFI schemes where the government body controls the use of the infrastructure and the residual interest in the infrastructure at the end of the arrangement as service concession arrangements, following the principles of the requirements of IFRIC 12. The NHS Wales organisation therefore recognises the PFI asset as an item of property, plant and equipment together with a liability to pay for it. The services received under the contract are recorded as operating expenses.

The annual unitary payment is separated into the following component parts, using appropriate estimation techniques where necessary:

- a) Payment for the fair value of services received;
- b) Payment for the PFI asset, including finance costs; and
- c) Payment for the replacement of components of the asset during the contract 'lifecycle replacement'.

1.26.1. Services received

The fair value of services received in the year is recorded under the relevant expenditure headings within 'operating expenses'.

1.26.2. PFI asset

The PFI assets are recognised as property, plant and equipment, when they come into use. The assets are measured initially at fair value in accordance with the principles of IAS 17. Subsequently, the assets are measured at fair value, which is kept up to date in accordance with the NHS Wales organisation's approach for each relevant class of asset in accordance with the principles of IAS 16.

1.26.2. PFI liability

A PFI liability is recognised at the same time as the PFI assets are recognised. It is measured initially at the same amount as the fair value of the PFI assets and is subsequently measured as a finance lease liability in accordance with IAS 17.

An annual finance cost is calculated by applying the implicit interest rate in the lease to the opening lease liability for the period, and is charged to 'Finance Costs' within the SoCNE.

The element of the annual unitary payment that is allocated as a finance lease rental is applied to meet the annual finance cost and to repay the lease liability over the contract term.

An element of the annual unitary payment increase due to cumulative indexation is allocated to the finance lease. In accordance with IAS 17, this amount is not included in the minimum lease payments, but is instead treated as contingent rent and is expensed as incurred. In substance, this amount is a finance cost in respect of the liability and the expense is presented as a contingent finance cost in the SoCNE.

1.26.3. Lifecycle replacement

Components of the asset replaced by the operator during the contract ('lifecycle replacement') are capitalised where they meet the NHS Wales organisation's criteria for capital expenditure. They are capitalised at the time they are provided by the operator and are measured initially at their fair value.

The element of the annual unitary payment allocated to lifecycle replacement is pre-determined for each year of the contract from the operator's planned programme of lifecycle replacement. Where the lifecycle component is provided earlier or later than expected, a short-term finance lease liability or prepayment is recognised respectively.

Where the fair value of the lifecycle component is less than the amount determined in the contract, the difference is recognised as an expense when the replacement is provided. If the fair value is greater than the amount determined in the contract, the difference is treated as a 'free' asset and a deferred income balance is recognised. The deferred income is released to the operating income over the shorter of the remaining contract period or the useful economic life of the replacement component.

1.26.4. Assets contributed by the LHB to the operator for use in the scheme

Assets contributed for use in the scheme continue to be recognised as items of property, plant and equipment in the LHBs SoFP.

1.26.5. Other assets contributed by the LHB to the operator

Assets contributed (e.g. cash payments, surplus property) by the LHB to the operator before the asset is brought into use, which are intended to defray the operator's capital costs, are recognised initially as prepayments during the construction phase of the contract. Subsequently, when the asset is made available to the LHB, the prepayment is treated as an initial payment towards the finance lease liability and is set against the carrying value of the liability.

A PFI liability is recognised at the same time as the PFI assets are recognised. It is measured at the present value of the minimum lease payments, discounted using the implicit interest rate. It is subsequently measured as a finance lease liability in accordance with IAS 17.

On initial recognition of the asset, the difference between the fair value of the asset and the initial liability is recognised as deferred income, representing the future service potential to be received by the NHS Wales organisation through the asset being made available to third party users.

Other PFI arrangements off Statement of Financial Position

Where the LHB has no control or residual interest in the assets and the balance of risks and rewards lie with the operator, the arrangement is treated as an operating lease and the costs are included in the SoCNE as incurred. The LHB has one such arrangement relating to the maintenance of the energy systems in Nevill Hall Hospitals.

Joint PFI contract

The LHB has entered into an agreement to share a facility, provided by a Private Finance Partner, with Monmouthshire County Council to match the agreement with the Private Finance Partner. The arrangement is treated as a PFI arrangement and the total obligation is included as a liability of the LHB. The contribution towards the unitary charge committed by Monmouthshire County Council is treated as a financial asset. The future contribution was measured initially at the same amount as the fair value of the share of the PFI asset and is subsequently measured as a finance lease.

1.27. Contingencies

A contingent liability is a possible obligation that arises from past events and whose existence will be confirmed only by the occurrence or non-occurrence of one or more uncertain future events not wholly within the control of the LHB, or a present obligation that is not recognised because it is not probable that a payment will be required to settle the obligation or the amount of the obligation cannot be measured sufficiently reliably. A contingent liability is disclosed unless the possibility of a payment is remote.

A contingent asset is a possible asset that arises from past events and whose existence will be confirmed by the occurrence or non-occurrence of one or more uncertain future events not wholly within the control of the LHB. A contingent asset is disclosed where an inflow of economic benefits is probable.

Where the time value of money is material, contingencies are disclosed at their present value.

Remote contingent liabilities are those that are disclosed under Parliamentary reporting requirements and not under IAS 37 and, where practical, an estimate of their financial effect is required.

1.28. Absorption accounting

Transfers of function are accounted for as either by merger or by absorption accounting dependent upon the treatment prescribed in the FReM. Absorption accounting requires that entities account for their transactions in the period in which they took place with no restatement of performance required.

Where transfer of function is between LHBs the gain or loss resulting from the assets and liabilities transferring is recognised in the SoCNE and is disclosed separately from the operating costs.

1.29. Accounting standards that have been issued but not yet been adopted

The following accounting standards have been issued and or amended by the IASB and IFRIC but have not been adopted because they are not yet required to be adopted by the FReM

IFRS14 Regulatory Deferral Accounts

Applies to first time adopters of IFRS after 1 January 2016. Therefore not applicable.

IFRS 16 Leases is to be effective from 1st April 2022.

IFRS 17 Insurance Contracts, Application required for accounting periods beginning on or after 1 January 2021, but not yet adopted by the FReM: early adoption is not therefore permitted.

1.30. Accounting standards issued that have been adopted early

During 2021-22 there have been no accounting standards that have been adopted early. All early adoption of accounting standards will be led by HM Treasury.

1.31. Charities

Following Treasury's agreement to apply IAS 27 to NHS Charities from 1 April 2013, the NHS Wales organisation has established that as it is the corporate trustee of the Aneurin Bevan University LHB NHS Charitable Fund, it is considered for accounting standards compliance to have control of the Aneurin Bevan University LHB NHS Charitable Fund as a subsidiary and therefore is required to consolidate the results of the Aneurin Bevan University LHB NHS Charitable Fund within the statutory accounts of the LHB.

However, the LHB has with the agreement of the Welsh Government adopted the IAS 27 (10) exemption to consolidate. Welsh Government as the ultimate parent of the Local Health Boards will disclose the Charitable Accounts of Local Health Boards in the Welsh Government Consolidated Accounts. Details of the transactions with the charity are included in the related parties' notes.

The determination of control is an accounting standard test of control and there has been no change to the operation of the Aneurin Bevan University LHB NHS Charitable Fund or its independence in its management of charitable funds.

2. Financial Duties Performance

The National Health Service Finance (Wales) Act 2014 came into effect from 1 April 2014. The Act amended the financial duties of Local Health Boards under section 175 of the National Health Service (Wales) Act 2006. From 1 April 2014 section 175 of the National Health Service (Wales) Act places two financial duties on Local Health Boards:

- A duty under section 175 (1) to secure that its expenditure does not exceed the aggregate of the funding allotted to it over a period of 3 financial years
- A duty under section 175 (2A) to prepare a plan in accordance with planning directions issued by the Welsh Ministers, to secure compliance with the duty under section 175 (1) while improving the health of the people for whom it is responsible, and the provision of health care to such people, and for that plan to be submitted to and approved by the Welsh Ministers.

The first assessment of performance against the 3 year statutory duty under section 175 (1) was at the end of 2016-17, being the first 3 year period of assessment.

Welsh Health Circular WHC/2016/054 "Statutory and Financial Duties of Local Health Boards and NHS Trusts" clarifies the statutory financial duties of NHS Wales bodies effective from 2016-17.

2.1 Revenue Resource Performance

	Annual financial performance			
	2019-20 £000	2020-21 £000	2021-22 £000	Total £000
Net operating costs for the year	1,319,803	1,551,819	1,598,803	4,470,425
Less general ophthalmic services expenditure and other non-cash limited expenditure	(161)	(1,423)	(58)	(1,642)
Less revenue consequences of bringing PFI schemes onto SoFP	0	0	0	0
Total operating expenses	1,319,642	1,550,396	1,598,745	4,468,783
Revenue Resource Allocation	1,319,674	1,550,641	1,598,994	4,469,309
Under /(over) spend against Allocation	32	245	249	526

Aneurin Bevan University LHB has met its financial duty to break-even against its Revenue Resource Limit over the 3 years 2019-20 to 2021-22.

The health board received £0 strategic cash only support in 2021-22.

The cash only support is provided to assist the health board with payments to staff and suppliers, there is no requirement to repay this strategic cash assistance.

2.2 Capital Resource Performance

	2019-20 £000	2020-21 £000	2021-22 £000	Total £000
Gross capital expenditure	133,286	112,376	52,167	297,829
Add: Losses on disposal of donated assets	7	0	0	7
Less NBV of property, plant and equipment and intangible assets disposed	(555)	(884)	(3,115)	(4,554)
Less capital grants received	(93)	(333)	(22)	(448)
Less donations received	(300)	(201)	(166)	(667)
Charge against Capital Resource Allocation	132,345	110,958	48,864	292,167
Capital Resource Allocation	132,373	110,971	48,914	292,258
(Over) / Underspend against Capital Resource Allocation	28	13	50	91

Aneurin Bevan University LHB has met its financial duty to break-even against its Capital Resource Limit over the 3 years 2019-20 to 2021-22.

2.3 Duty to prepare a 3 year integrated plan

Due to the pandemic, the process for the 2020/21 - 2022/23 integrated plan was paused in spring 2020, temporary planning arrangements were implemented

As a result the extant planning duty for 2021-22 remains the requirement to submit and have approved a 2019-22 integrated plan, as set out in the NHS Wales Planning Framework 2019-22. The last 3 year plan signed off was 2019/20 - 2021/22.

The Aneurin Bevan University Health Board submitted a 2019-22 integrated plan in accordance with the planning framework.

The Minister for Health and Social Services extant approval

Status
Date

Approved
27/03/2019

The LHB **has** therefore met its statutory duty to have an approved financial plan.

2.4 Creditor payment

The LHB is required to pay 95% of the number of non-NHS bills within 30 days of receipt of goods or a valid invoice (whichever is the later). The LHB has achieved the following results:

	2021-22	2020-21
Total number of non-NHS bills paid	322,710	245,667
Total number of non-NHS bills paid within target	306,680	236,594
Percentage of non-NHS bills paid within target	95.0%	96.3%

The LHB has met the target.

3. Analysis of gross operating costs

3.1 Expenditure on Primary Healthcare Services

	Cash limited £000	Non-cash limited £000	2021-22 Total £000	2020-21 Total £000
General Medical Services	112,524		112,524	108,993
Pharmaceutical Services	32,225	(7,143)	25,082	27,109
General Dental Services	38,030		38,030	33,079
General Ophthalmic Services	2,142	7,201	9,343	8,734
Other Primary Health Care expenditure	2,487		2,487	2,289
Prescribed drugs and appliances	106,282		106,282	106,852
Total	293,690	58	293,748	287,056

Note 3.1 - Expenditure on Primary Healthcare Services

The General Medical Services expenditure includes £12,860k (2020/21 £13,743k) in relation to staff salaries, the General Dental Services expenditure includes £1,732k (2020/21 £1,719k) in relation to staff salaries, the Prescribed Drugs & Appliance expenditure includes £334k (2020/21 £313k) in relation to staff salaries, and the General Ophthalmic Services includes £10k (2020/21 £0) in relation to staff salaries.

3.2 Expenditure on healthcare from other providers

	2021-22 £000	2020-21 £000
Goods and services from other NHS Wales Health Boards	62,504	58,322
Goods and services from other NHS Wales Trusts	45,812	36,487
Goods and services from Welsh Special Health Authorities	0	0
Goods and services from other non Welsh NHS bodies	9,321	8,469
Goods and services from WHSSC / EASC	177,035	161,384
Local Authorities	50,403	43,934
Voluntary organisations	18,825	14,833
NHS Funded Nursing Care	9,157	8,660
Continuing Care	83,675	81,347
Private providers	6,535	4,228
Specific projects funded by the Welsh Government	0	0
Other	134	140
Total	463,401	417,804

Local Authorities expenditure relates to the following bodies:

	£'000	£'000
Blaenau Gwent County Borough Council	5,048	4,442
Caerphilly County Borough Council	19,080	17,785
Monmouthshire County Council	5,531	4,932
Newport City Council	12,204	8,039
Torfaen County Borough Council	8,460	8,626
Gloucestershire County Council	21	87
Cardiff City Council	0	21
Vale of Glamorgan Council	58	0
Pembrokeshire County Council	0	2
Swindon Borough Council	1	0
	50,403	43,934

3.3 Expenditure on Hospital and Community Health Services

	2021-22 £000	2020-21 £000
Directors' costs	2,243	2,346
Operational Staff costs	695,903	664,559
Single lead employer Staff Trainee Cost	16,109	5,067
Collaborative Bank Staff Cost	0	0
Supplies and services - clinical	116,736	100,158
Supplies and services - general	21,699	23,734
Consultancy Services	175	168
Establishment	8,101	8,670
Transport	2,257	2,429
Premises	42,463	36,870
External Contractors	0	0
Depreciation	41,158	32,654
Amortisation	2,517	1,574
Fixed asset impairments and reversals (Property, plant & equipment)	(12,619)	62,133
Fixed asset impairments and reversals (Intangible assets)	0	0
Impairments & reversals of financial assets	0	0
Impairments & reversals of non-current assets held for sale	0	209
Audit fees	396	373
Other auditors' remuneration	0	0
Losses, special payments and irrecoverable debts	2,831	1,886
Research and Development	0	0
Other operating expenses	11,009	8,526
Total	950,978	951,356

3.4 Losses, special payments and irrecoverable debts: charges to operating expenses

	2021-22 £000	2020-21 £000
Increase/(decrease) in provision for future payments:		
Clinical negligence;		
Secondary care	39,857	10,844
Primary care	84	0
Redress Secondary Care	185	5
Redress Primary Care	0	0
Personal injury	1,441	86
All other losses and special payments	665	30
Defence legal fees and other administrative costs	1,259	1,731
Gross increase/(decrease) in provision for future payments	43,491	12,696
Contribution to Welsh Risk Pool	0	0
Premium for other insurance arrangements	0	0
Irrecoverable debts	(65)	(95)
Less: income received/due from Welsh Risk Pool	(40,595)	(10,715)
Total	2,831	1,886

	2021-22 £	2020-21 £
Permanent injury included within personal injury £:	208,625	34,156

The Health Board spent £2.2m (£2.2m 2020/21) on Research and Development. The majority of this spend relates to staff £2.1m (£1.9m 2020/21) which along with the non-staff spend is reflected under the various headings within note 3.3.

Note 3.4 includes £510,040 (£548,056 2020/21) relating to Redress cases which represents 66 (75 2020/21) cases where payments were made in year totalling £383,813 (£236,694 2020/21) including defence fees. An additional provision has been created for a further 20 (36 2020/21) cases where an offer has been made or causation and breach have been proven with estimated costs of £126,227 (£311,362 2020/21).

Note 3.3 includes a credit relating to reversals of impairment of fixed assets. This is primarily as a result of the 2021-22 indices provided by the District Valuation Office with land rates and building rates rising by two and five percentage points respectively. The detailed figures can be found in Note 13.

4. Miscellaneous Income

	2021-22 £000	2020-21 £000
Local Health Boards	21,743	21,348
Welsh Health Specialised Services Committee (WHSSC)/Emergency Ambulance Services Committee (EASC)	9,772	8,905
NHS Wales trusts	9,626	10,172
Welsh Special Health Authorities	12,313	10,130
Foundation Trusts	9	4
Other NHS England bodies	1,441	1,211
Other NHS Bodies	36	16
Local authorities	20,520	18,260
Welsh Government	8,060	7,252
Welsh Government Hosted bodies	0	0
Non NHS:		
Prescription charge income	0	0
Dental fee income	3,463	1,865
Private patient income	(3)	16
Overseas patients (non-reciprocal)	16	63
Injury Costs Recovery (ICR) Scheme	986	886
Other income from activities	822	972
Patient transport services	0	0
Education, training and research	4,088	3,689
Charitable and other contributions to expenditure	930	1,243
Receipt of NWSSP Covid centrally purchased assets	0	7,057
Receipt of Covid centrally purchased assets from other organisations	0	0
Receipt of donated assets	166	201
Receipt of Government granted assets	22	389
Non-patient care income generation schemes	112	69
NHS Wales Shared Services Partnership (NWSSP)	0	0
Deferred income released to revenue	0	0
Contingent rental income from finance leases	0	0
Rental income from operating leases	0	0
Other income:		
Provision of laundry, pathology, payroll services	73	72
Accommodation and catering charges	2,194	1,736
Mortuary fees	285	331
Staff payments for use of cars	682	758
Business Unit	0	1,887
Scheme Pays Reimbursement Notional	756	0
Other	11,526	6,488
Total	109,638	105,020
Other income Includes;		
Salary Sacrifice Schemes & Fleet Vehicles	3,193	2,129
VAT recoveries re Business Activities and Contracted Out Services	2,011	1,060
Integrated Care Fund	2,164	0
Other	4,158	3,299
	0	0
	0	0
Total	11,526	6,488
Injury Cost Recovery (ICR) Scheme income		
	2021-22	2020-21
	%	%
To reflect expected rates of collection ICR income is subject to a provision for impairment of:	23.76	22.43

5. Investment Revenue

	2021-22 £000	2020-21 £000
Rental revenue :		
PFI Finance lease income		
planned	0	0
contingent	0	0
Other finance lease revenue	0	0
Interest revenue :		
Bank accounts	0	0
Other loans and receivables	0	0
Impaired financial assets	0	0
Other financial assets	16	17
Total	16	17

6. Other gains and losses

	2021-22 £000	2020-21 £000
Gain/(loss) on disposal of property, plant and equipment	237	43
Gain/(loss) on disposal of intangible assets	(32)	0
Gain/(loss) on disposal of assets held for sale	27	0
Gain/(loss) on disposal of financial assets	0	0
Change on foreign exchange	0	0
Change in fair value of financial assets at fair value through SoCNE	0	0
Change in fair value of financial liabilities at fair value through SoCNE	0	0
Recycling of gain/(loss) from equity on disposal of financial assets held for sale	0	0
Total	232	43

7. Finance costs

	2021-22 £000	2020-21 £000
Interest on loans and overdrafts	0	0
Interest on obligations under finance leases	2	0
Interest on obligations under PFI contracts		
main finance cost	269	381
contingent finance cost	387	375
Interest on late payment of commercial debt	0	0
Other interest expense	0	0
Total interest expense	658	756
Provisions unwinding of discount	(96)	(73)
Other finance costs	0	0
Total	562	683

8. Operating leases

LHB as lessee

As at 31st March 2022 the LHB had 34 operating leases agreements in place for the leases of premises, 664 arrangement in respect of equipment and 285 in respect of vehicles, with 2 premises, 107 equipment and 165 vehicle leases having expired in year.

Payments recognised as an expense	2021-22	2020-21
	£000	£000
Minimum lease payments	6,245	6,070
Contingent rents	0	0
Sub-lease payments	0	0
Total	6,245	6,070

Total future minimum lease payments

Payable	£000	£000
Not later than one year	4,358	4,725
Between one and five years	10,468	9,110
After 5 years	8,847	9,355
Total	23,673	23,190

LHB as lessor

Rental revenue	£000	£000
Rent	196	190
Contingent rents	0	0
Total revenue rental	196	190

Total future minimum lease payments

Receivable	£000	£000
Not later than one year	192	176
Between one and five years	739	704
After 5 years	844	1,085
Total	1,775	1,965

LHB as Lessee

The LHB has the following leases, none of which is subject to any contingency:

- Leases on properties which are at fixed rentals subject to periodic review. The significant Leases expire at dates between November 2022 and November 2043 except for one lease which does not expire until March 2064
- Leases of medical and other equipment, IT equipment and photocopiers, at fixed rentals, generally for between three and seven years and
- Vehicle leases at fixed rentals generally for a period of three to five years

9. Employee benefits and staff numbers

9.1 Employee costs	Permanent Staff	Staff on Inward Secondment	Agency Staff	Specialist Trainee (SLE)	Collaborative Bank Staff	Other	Total	2020-21
	£000	£000	£000	£000	£000	£000	£000	£000
Salaries and wages	514,949	1,857	54,360	12,876	0	2,957	586,999	558,183
Social security costs	53,196	0	0	1,490	0	0	54,686	48,393
Employer contributions to NHS Pension Scheme	86,605	0	0	1,743	0	0	88,348	82,769
Other pension costs	123	0	0	0	0	0	123	332
Other employment benefits	0	0	0	0	0	0	0	0
Termination benefits	0	0	0	0	0	0	0	0
Total	654,873	1,857	54,360	16,109	0	2,957	730,156	689,677

Charged to capital	964	1,930
Charged to revenue	729,192	687,747
	730,156	689,677

Net movement in accrued employee benefits (untaken staff leave total accrual included in note above)	97	245
The 2021-22 net movement in accrued employee benefits footnote above includes Covid 19 Net movement in accrued employee benefits	2,474	17,129

The staff under the 'Other' heading relate to Agency Medical Staff who are paid via a direct engagement scheme which commenced in January 2020.

9.2 Average number of employees

	Permanent Staff	Staff on Inward Secondment	Agency Staff	Specialist Trainee (SLE)	Collaborative Bank Staff	Other	Total	2020-21
	Number	Number	Number	Number	Number	Number	Number	Number
Administrative, clerical and board members	2,506	20	56	0	0	0	2,582	2,390
Medical and dental	886	5	87	240	0	16	1,234	1,179
Nursing, midwifery registered	3,793	1	257	0	0	0	4,051	3,825
Professional, Scientific, and technical staff	432	1	3	0	0	0	436	456
Additional Clinical Services	2,647	0	145	0	0	0	2,792	2,582
Allied Health Professions	789	0	15	0	0	0	804	774
Healthcare Scientists	224	5	14	0	0	0	243	237
Estates and Ancillary	991	0	154	0	0	0	1,145	1,217
Students	4	0	0	0	0	0	4	1
Total	12,272	32	731	240	0	16	13,291	12,661

9.3. Retirements due to ill-health

	2021-22	2020-21
Number	2	12
Estimated additional pension costs £	74,988	473,647

The estimated additional pension costs of these ill-health retirements have been calculated on an average basis and are borne by the NHS Pension Scheme.

9.4 Employee benefits

The LHB does not have an employee benefit scheme.

9.5 Reporting of other compensation schemes - exit packages

	2021-22	2021-22	2021-22	2021-22	2020-21
Exit packages cost band (including any special payment element)	Number of compulsory redundancies	Number of other departures	Total number of exit packages	Number of departures where special payments have been made	Total number of exit packages
	Whole numbers only	Whole numbers only	Whole numbers only	Whole numbers only	Whole numbers only
less than £10,000	0	0	0	0	0
£10,000 to £25,000	0	0	0	0	0
£25,000 to £50,000	0	2	2	0	0
£50,000 to £100,000	0	1	1	0	0
£100,000 to £150,000	0	0	0	0	0
£150,000 to £200,000	0	0	0	0	0
more than £200,000	0	0	0	0	0
Total	0	3	3	0	0

	2021-22	2021-22	2021-22	2021-22	2020-21
Exit packages cost band (including any special payment element)	Cost of compulsory redundancies	Cost of other departures	Total cost of exit packages	Cost of special element included in exit packages	Total cost of exit packages
	£	£	£	£	£
less than £10,000	0	0	0	0	0
£10,000 to £25,000	0	0	0	0	0
£25,000 to £50,000	0	85,839	85,839	0	0
£50,000 to £100,000	0	76,771	76,771	0	0
£100,000 to £150,000	0	0	0	0	0
£150,000 to £200,000	0	0	0	0	0
more than £200,000	0	0	0	0	0
Total	0	162,610	162,610	0	0

Exit costs paid in year of departure	Total paid in year	Total paid in year
	2021-22	2020-21
	£	£
Exit costs paid in year	0	0
Total	0	0

Redundancy and other departure costs have been paid in accordance with the provisions of the NHS Voluntary Early Release Scheme (VERS). Where the LHB has agreed early retirements, the additional costs are met by the LHB and not by the NHS Pensions Scheme. Ill-health retirement costs are met by the NHS Pensions Scheme and are not included in the table.

The Health Board has approved VERS in 2021/22.

Additional requirement as per FReM
£0 exit costs were paid in 2021-22, the year of departure (£0 - 2020-21).

9.6 Fair Pay disclosures

9.6.1 Remuneration Relationship

Reporting bodies are required to disclose the relationship between the remuneration of the highest-paid director /employee in their organisation and the 25th percentile, median and 75th percentile remuneration of the organisation's workforce. The 2021-22 financial year is the first year disclosures in respect of the 25th percentile pay ratio and 75th percentile pay ratio are required.

	2021-22 £000 Chief Executive	2021-22 £000 Employee	2021-22 £000 Ratio	2020-21 £000 Chief Executive	2020-21 £000 Employee	2020-21 £000 Ratio
Total pay and benefits						
25th percentile pay ratio	200 - 205	25	8.1	205 - 210	24	8.8
Median pay	200 - 205	32	6.3	205 - 210	31	6.8
75th percentile pay ratio	200 - 205	42	4.8	205 - 210	40	5.2
Salary component of total pay and benefits						
25th percentile pay ratio	200 - 205	25	8.1	205 - 210	24	8.8
Median pay	200 - 205	32	6.3	205 - 210	31	6.8
75th percentile pay ratio	200 - 205	42	4.8	205 - 210	40	5.2

	Highest Paid Director	Employee	Ratio	Highest Paid Director	Employee	Ratio
Total pay and benefits						
25th percentile pay ratio	200 - 205	25	8.1	205 - 210	24	8.8
Median pay	200 - 205	32	6.3	205 - 210	31	6.8
75th percentile pay ratio	200 - 205	42	4.8	205 - 210	40	5.2
Salary component of total pay and benefits						
25th percentile pay ratio	200 - 205	25	8.1	205 - 210	24	8.8
Median pay	200 - 205	32	6.3	205 - 210	31	6.8
75th percentile pay ratio	200 - 205	42	4.8	205 - 210	40	5.2

In 2021-22, 7 (2020-21, 3) employees received remuneration in excess of the highest-paid director.

Remuneration for all staff ranged from £19k to £338k (2020-21, £18k to £228k).

The all staff range includes directors (including the highest paid director) and excludes pension benefits of all employees.

Financial year summary

There has been a reduction in the pay ratio which attributable to a reduction in the chief executive / highest paid director salary and a coinciding increase in the employee median salary.

The median pay ratio for the relevant financial year is consistent with the pay, reward and progression policies for the entity's employees taken as a whole.

9.6.2 Percentage Changes	2020-21 to 2021-22 %	2019-20 to 2020-21 %
% Change from previous financial year in respect of Chief Executive		
Salary and allowances	(2)	2
Performance pay and bonuses	0	0
% Change from previous financial year in respect of highest paid director		
Salary and allowances	(2)	2
Performance pay and bonuses	0	0
Average % Change from previous financial year in respect of employees takes as a whole		
Salary and allowances	5	3
Performance pay and bonuses	0	0

The NHS and social care financial recognition scheme bonus of £735 payment to reward eligible NHS staff has not been included in the NHS Remuneration Report calculations. This bonus payment is not a contractual payment, but a one off payment to reward eligible staff for their commitment and tireless efforts in the most challenging circumstances.

9.7 Pension costs

Past and present employees are covered by the provisions of the two NHS Pension Schemes. Details of the benefits payable and rules of the Schemes can be found on the NHS Pensions website at www.nhsbsa.nhs.uk/pensions. Both are unfunded defined benefit schemes that cover NHS employers, GP practices and other bodies, allowed under the direction of the Secretary of State for Health and Social Care in England and Wales. They are not designed to be run in a way that would enable NHS bodies to identify their share of the underlying scheme assets and liabilities. Therefore, each scheme is accounted for as if it were a defined contribution scheme: the cost to the NHS body of participating in each scheme is taken as equal to the contributions payable to that scheme for the accounting period.

In order that the defined benefit obligations recognised in the financial statements do not differ materially from those that would be determined at the reporting date by a formal actuarial valuation, the FReM requires that “the period between formal valuations shall be four years, with approximate assessments in intervening years”. An outline of these follows:

a) Accounting valuation

A valuation of scheme liability is carried out annually by the scheme actuary (currently the Government Actuary's Department) as at the end of the reporting period. This utilises an actuarial assessment for the previous accounting period in conjunction with updated membership and financial data for the current reporting period, and is accepted as providing suitably robust figures for financial reporting purposes. The valuation of the scheme liability as at 31 March 2022, is based on valuation data as 31 March 2021, updated to 31 March 2022 with summary global member and accounting data. In undertaking this actuarial assessment, the methodology prescribed in IAS 19, relevant FReM interpretations, and the discount rate prescribed by HM Treasury have also been used.

The latest assessment of the liabilities of the scheme is contained in the report of the scheme actuary, which forms part of the annual NHS Pension Scheme Accounts. These accounts can be viewed on the NHS Pensions website and are published annually. Copies can also be obtained from The Stationery Office.

b) Full actuarial (funding) valuation

The purpose of this valuation is to assess the level of liability in respect of the benefits due under the schemes (taking into account recent demographic experience), and to recommend contribution rates payable by employees and employers.

The latest actuarial valuation undertaken for the NHS Pension Scheme was completed as at 31 March 2016. The results of this valuation set the employer contribution rate payable from April 2019 to 20.6% of pensionable pay.

The 2016 funding valuation also tested the cost of the Scheme relative to the employer cost cap that was set following the 2012 valuation. There was initially a pause to the cost control element of the 2016 valuations, due to the uncertainty around member benefits caused by the discrimination ruling relating to the McCloud case.

HMT published valuation directions dated 7 October 2021 (see [Amending Directions 2021](#)) that set out the technical detail of how the costs of remedy are included in the 2016 valuation process. Following these directions, the scheme actuary has completed the cost control element of the 2016 valuation for the NHS Pension Scheme, which concludes no changes to benefits or member contributions are required. The 2016 valuation reports can be found on the NHS Pensions website at <https://www.nhsbsa.nhs.uk/nhs-pension-scheme-accounts-and-valuation-reports>.

c) National Employment Savings Trust (NEST)

NEST is a workplace pension scheme, which was set up by legislation and is treated as a trust-based scheme. The Trustee responsible for running the scheme is NEST Corporation. It's a non-departmental public body (NDPB) that operates at arm's length from government and is accountable to Parliament through the Department for Work and Pensions (DWP).

NEST Corporation has agreed a loan with the Department for Work and Pensions (DWP). This has paid for the scheme to be set up and will cover expected shortfalls in scheme costs during the earlier years while membership is growing.

NEST Corporation aims for the scheme to become self-financing while providing consistently low charges to members.

Using qualifying earnings to calculate contributions, currently the legal minimum level of contributions is 8% of a jobholder's qualifying earnings, for employers whose legal duties have started. The employer must pay at least 3% of this.

The earnings band used to calculate minimum contributions under existing legislation is called qualifying earnings. Qualifying earnings are currently those between £6,240 and £50,000 for the 2021-2022 tax year (2020-2021 £6,240 and £50,000).

Restrictions on the annual contribution limits were removed on 1st April 2017.

10. Public Sector Payment Policy - Measure of Compliance

10.1 Prompt payment code - measure of compliance

The Welsh Government requires that Health Boards pay all their trade creditors in accordance with the CBI prompt payment code and Government Accounting rules. The Welsh Government has set as part of the Health Board financial targets a requirement to pay 95% of the number of non-NHS creditors within 30 days of delivery.

	2021-22	2021-22	2020-21	2020-21
	Number	£000	Number	£000
NHS				
Total bills paid	4,776	342,787	5,719	302,038
Total bills paid within target	4,154	328,582	4,858	295,559
Percentage of bills paid within target	87.0%	95.9%	84.9%	97.9%
Non-NHS				
Total bills paid	322,710	632,798	245,667	596,364
Total bills paid within target	306,680	603,323	236,594	569,515
Percentage of bills paid within target	95.0%	95.3%	96.3%	95.5%
Total				
Total bills paid	327,486	975,585	251,386	898,402
Total bills paid within target	310,834	931,905	241,452	865,074
Percentage of bills paid within target	94.9%	95.5%	96.0%	96.3%

10.2 The Late Payment of Commercial Debts (Interest) Act 1998

	2021-22	2020-21
	£	£
Amounts included within finance costs (note 7) from claims made under this legislation	0	0
Compensation paid to cover debt recovery costs under this legislation	77	1,466
Total	77	1,466

11.1 Property, plant and equipment

	Land £000	Buildings, excluding dwellings £000	Dwellings £000	Assets under construction & payments on account £000	Plant and machinery £000	Transport equipment £000	Information technology £000	Furniture & fittings £000	Total £000
Cost or valuation at 1 April 2021	76,903	643,590	2,783	23,260	124,444	548	36,112	4,867	912,507
Indexation	1,486	9,910	67	0	0	0	0	0	11,463
Additions									
- purchased	0	9,173	115	17,912	15,831	0	7,286	497	50,814
- donated	0	0	0	0	152	0	14	0	166
- government granted	0	0	0	0	22	0	0	0	22
Transfer from/into other NHS bodies	0	0	0	0	0	0	0	0	0
Reclassifications	0	17,726	0	(17,798)	0	0	72	0	0
Revaluations	0	(668)	0	0	0	0	0	0	(668)
Reversal of impairments	67	20,451	65	0	0	0	0	0	20,583
Impairments	0	(8,503)	0	(171)	0	0	0	0	(8,674)
Reclassified as held for sale	0	0	0	0	(91)	0	0	0	(91)
Disposals	0	0	0	0	(10,060)	(2)	(3,699)	(1,180)	(14,941)
At 31 March 2022	78,456	691,679	3,030	23,203	130,298	546	39,785	4,184	971,181
Depreciation at 1 April 2021	0	51,563	314	0	62,413	439	16,061	1,782	132,572
Indexation	0	1,508	8	0	0	0	0	0	1,516
Transfer from/into other NHS bodies	0	0	0	0	0	0	0	0	0
Reclassifications	0	0	0	0	0	0	0	0	0
Revaluations	0	(681)	0	0	0	0	0	0	(681)
Reversal of impairments	0	684	6	0	0	0	0	0	690
Impairments	0	(1,400)	0	0	0	0	0	0	(1,400)
Reclassified as held for sale	0	0	0	0	0	0	0	0	0
Disposals	0	0	0	0	(8,355)	(2)	(3,616)	(1,180)	(13,153)
Provided during the year	0	22,503	87	0	11,984	33	6,084	467	41,158
At 31 March 2022	0	74,177	415	0	66,042	470	18,529	1,069	160,702
Net book value at 1 April 2021	76,903	592,027	2,469	23,260	62,031	109	20,051	3,085	779,935
Net book value at 31 March 2022	78,456	617,502	2,615	23,203	64,256	76	21,256	3,115	810,479
Net book value at 31 March 2022 comprises :									
Purchased	75,349	615,715	2,615	23,203	63,317	76	21,228	3,095	804,598
Donated	3,107	1,655	0	0	645	0	28	20	5,455
Government Granted	0	132	0	0	294	0	0	0	426
At 31 March 2022	78,456	617,502	2,615	23,203	64,256	76	21,256	3,115	810,479
Asset financing :									
Owned	78,456	610,791	2,615	23,203	64,000	76	20,752	3,115	803,008
Held on finance lease	0	0	0	0	0	0	504	0	504
On-SoFP PFI contracts	0	6,711	0	0	256	0	0	0	6,967
PFI residual interests	0	0	0	0	0	0	0	0	0
At 31 March 2022	78,456	617,502	2,615	23,203	64,256	76	21,256	3,115	810,479

The net book value of land, buildings and dwellings at 31 March 2022 comprises :

	£000
Freehold	691,251
Long Leasehold	7,179
Short Leasehold	143
	698,573

The land and buildings were revalued by the Valuation Office Agency with an effective date of 1st April 2017. The valuation has been prepared in accordance with the terms of the latest version of the Royal Institute of Chartered Surveyors' Valuation Standards. LHB s are required to apply the revaluation model set out in IAS 16 and value its capital assets to fair value. Fair value is defined by IAS 16 as the amount for which an asset could be exchanged between knowledgeable, willing parties in an arms length transaction. This has been undertaken on the assumption that the property is sold as part of the continuing enterprise in occupation.

11.1 Property, plant and equipment

	Land £000	Buildings, excluding dwellings £000	Dwellings £000	Assets under construction & payments on account £000	Plant and machinery £000	Transport equipment £000	Information technology £000	Furniture & fittings £000	Total £000
Cost or valuation at 1 April 2020	78,457	378,550	2,687	296,279	88,798	548	27,676	3,269	876,264
Indexation	(1,489)	5,349	40	0	0	0	0	0	3,900
Additions									
- purchased	0	7,715	18	47,429	40,469	0	10,587	2,019	108,237
- donated	0	8	0	0	193	0	0	0	201
- government granted	0	0	0	0	333	0	0	0	333
Transfer from/into other NHS bodies	0	0	0	0	0	0	0	0	0
Reclassifications	0	319,613	0	(319,613)	0	0	0	0	0
Revaluations	0	(2,819)	0	0	0	0	0	0	(2,819)
Reversal of impairments	0	5,677	38	0	0	0	0	0	5,715
Impairments	(65)	(70,503)	0	0	(374)	0	0	0	(70,942)
Reclassified as held for sale	0	0	0	0	(493)	0	0	0	(493)
Disposals	0	0	0	(835)	(4,482)	0	(2,151)	(421)	(7,889)
At 31 March 2021	76,903	643,590	2,783	23,260	124,444	548	36,112	4,867	912,507
Depreciation at 1 April 2020	0	40,327	227	1,792	58,071	407	13,157	1,859	115,840
Indexation	0	760	4	0	0	0	0	0	764
Transfer from/into other NHS bodies	0	0	0	0	0	0	0	0	0
Reclassifications	0	1,792	0	(1,792)	0	0	0	0	0
Revaluations	0	(6,378)	0	0	0	0	0	0	(6,378)
Reversal of impairments	0	414	3	0	0	0	0	0	417
Impairments	0	(3,325)	0	0	(186)	0	0	0	(3,511)
Reclassified as held for sale	0	0	0	0	(210)	0	0	0	(210)
Disposals	0	1	0	0	(4,452)	0	(2,132)	(421)	(7,004)
Provided during the year	0	17,972	80	0	9,190	32	5,036	344	32,654
At 31 March 2021	0	51,563	314	0	62,413	439	16,061	1,782	132,572
Net book value at 1 April 2020	78,457	338,223	2,460	294,487	30,727	141	14,519	1,410	760,424
Net book value at 31 March 2021	76,903	592,027	2,469	23,260	62,031	109	20,051	3,085	779,935
Net book value at 31 March 2021 comprises :									
Purchased	73,857	590,186	2,469	23,260	61,020	109	20,030	3,057	773,988
Donated	3,046	1,709	0	0	685	0	21	28	5,489
Government Granted	0	132	0	0	326	0	0	0	458
At 31 March 2021	76,903	592,027	2,469	23,260	62,031	109	20,051	3,085	779,935
Asset financing :									
Owned	76,903	584,103	2,469	23,260	61,492	109	20,051	3,085	771,472
Held on finance lease	0	0	0	0	0	0	0	0	0
On-SoFP PFI contracts	0	7,924	0	0	539	0	0	0	8,463
PFI residual interests	0	0	0	0	0	0	0	0	0
At 31 March 2021	76,903	592,027	2,469	23,260	62,031	109	20,051	3,085	779,935

The net book value of land, buildings and dwellings at 31 March 2021 comprises :

	£000
Freehold	663,123
Long Leasehold	8,276
Short Leasehold	0
	671,399

The land and buildings were revalued by the Valuation Office Agency with an effective date of 1st April 2017. The valuation has been prepared in accordance with the terms of the latest version of the Royal Institute of Chartered Surveyors' Valuation Standards. LHBs are required to apply the revaluation model set out in IAS 16 and value its capital assets to fair value. Fair value is defined by IAS 16 as the amount for which an asset could be exchanged between knowledgeable, willing parties in an arms length transaction. This has been undertaken on the assumption that the property is sold as part of the continuing enterprise in occupation.

11. Property, plant and equipment (continued)

Disclosures:

i) Donated Assets

Assets totalling £166K during the year were purchased via Charitable Funds donations and contributions from Sparkle. Government Granted equipment assets totalling £22K were received from the Department of Health in relation to the Covid-19 response.

ii) Valuations

The LHBs land and Buildings were revalued by the Valuation Office Agency with an effective date of 1st April 2017. The valuation has been prepared in accordance with the terms of the latest version of the Royal Institute of Chartered Surveyors' Valuation Standards.

The LHB is required to apply the revaluation model set out in IAS 16 and value its capital assets to fair value. Fair value is defined by IAS 16 as the amount for which an asset could be exchanged between knowledgeable, willing parties in an arms length transaction. This has been undertaken on the assumption that the property is sold as part of the continuing enterprise in operation.

In 2021-22 indexation has been applied to the land and buildings based on indices received from the Valuation Office Agency and as agreed in the Technical Update Note 007 issued by Welsh Government on 31st March 2022. No indexation has been applied to equipment.

In addition, in 2021-22 there have been separate revaluations for four assets under construction coming into use. The most significant of these is the opening of the Hospital Sterilisation and Disinfection Unit (HSDU) at Grange University Hospital, with the others relating to the Lift Replacement Programme in the Royal Gwent and Nevill Hall Hospitals. Refurbishment of Ward 3/3 at NHH and the Rebound Facility at Serennu Childrens Centre.

iii) Asset Lives

Depreciated as follows:

- Land is not depreciated.
- Buildings as determined by the Valuation Office Agency.
- Equipment 5 - 15 years.

iv) Compensation

There has been no compensation received from third parties for assets impaired, lost or given up, that is included in the income statement.

v) Write Downs

The Health Board is required to assess whether it owns any surplus assets which have no sale restrictions and plans for future use to comply with IFRS 13. No such assets were identified in 2021-22, therefore no write downs were applicable.

vi) The LHB does not hold any property where the value is materially different from its open market value.

vii) Assets Held for Sale or sold in the period

There were three Assets Held for Sale as at 1st April 2021, with an additional equipment asset (RGH Cardiac Catheter Lab 1 imaging system) reclassified as Held for Sale during the financial year. All four assets (Cath Labs 1 and 2, and properties Leechpool and Homelands/Penhaw) were sold during 2021-22.

11. Property, plant and equipment

11.2 Non-current assets held for sale

	Land	Buildings, including dwelling	Other property, plant and equipment	Intangible assets	Other assets	Total
	£000	£000	£000	£000	£000	£000
Balance brought forward 1 April 2021	337	782	86	0	0	1,205
Plus assets classified as held for sale in the year	0	0	91	0	0	91
Revaluation	0	0	0	0	0	0
Less assets sold in the year	(337)	(782)	(177)	0	0	(1,296)
Add reversal of impairment of assets held for sale	0	0	0	0	0	0
Less impairment of assets held for sale	0	0	0	0	0	0
Less assets no longer classified as held for sale, for reasons other than disposal by sale	0	0	0	0	0	0
Balance carried forward 31 March 2022	0	0	0	0	0	0
Balance brought forward 1 April 2020	337	794	0	0	0	1,131
Plus assets classified as held for sale in the year	0	0	283	0	0	283
Revaluation	0	0	0	0	0	0
Less assets sold in the year	0	0	0	0	0	0
Add reversal of impairment of assets held for sale	0	0	0	0	0	0
Less impairment of assets held for sale	0	(12)	(197)	0	0	(209)
Less assets no longer classified as held for sale, for reasons other than disposal by sale	0	0	0	0	0	0
Balance carried forward 31 March 2021	337	782	86	0	0	1,205

12. Intangible non-current assets

2021-22

	Software (purchased)	Software (internally generated)	Licences and trademarks	Patents	Development expenditure- internally generated	Total
	£000	£000	£000	£000	£000	£000
Cost or valuation at 1 April 2021	2,443	0	7,161	0	0	9,604
Revaluation	0	0	0	0	0	0
Reclassifications	0	0	0	0	0	0
Reversal of impairments	0	0	0	0	0	0
Impairments	0	0	0	0	0	0
Additions- purchased	59	0	1,106	0	0	1,165
Additions- internally generated	0	0	0	0	0	0
Additions- donated	0	0	0	0	0	0
Additions- government granted	0	0	0	0	0	0
Reclassified as held for sale	0	0	0	0	0	0
Transfers	0	0	0	0	0	0
Disposals	(664)	0	(732)	0	0	(1,396)
Gross cost at 31 March 2022	1,838	0	7,535	0	0	9,373
Amortisation at 1 April 2021	970	0	2,039	0	0	3,009
Revaluation	0	0	0	0	0	0
Reclassifications	0	0	0	0	0	0
Reversal of impairments	0	0	0	0	0	0
Impairment	0	0	0	0	0	0
Provided during the year	408	0	2,109	0	0	2,517
Reclassified as held for sale	0	0	0	0	0	0
Transfers	0	0	0	0	0	0
Disposals	(664)	0	(700)	0	0	(1,364)
Amortisation at 31 March 2022	714	0	3,448	0	0	4,162
Net book value at 1 April 2021	1,473	0	5,122	0	0	6,595
Net book value at 31 March 2022	1,124	0	4,087	0	0	5,211
At 31 March 2022						
Purchased	1,124	0	4,087	0	0	5,211
Donated	0	0	0	0	0	0
Government Granted	0	0	0	0	0	0
Internally generated	0	0	0	0	0	0
Total at 31 March 2022	1,124	0	4,087	0	0	5,211

12. Intangible non-current assets

2020-21

	Software (purchased)	Software (internally generated)	Licences and trademarks	Patents	Development expenditure- internally generated	Total
	£000	£000	£000	£000	£000	£000
Cost or valuation at 1 April 2020	1,514	0	6,001	0	0	7,515
Revaluation	0	0	0	0	0	0
Reclassifications	0	0	0	0	0	0
Reversal of impairments	0	0	0	0	0	0
Impairments	0	0	0	0	0	0
Additions- purchased	1,146	0	2,459	0	0	3,605
Additions- internally generated	0	0	0	0	0	0
Additions- donated	0	0	0	0	0	0
Additions- government granted	0	0	0	0	0	0
Reclassified as held for sale	0	0	0	0	0	0
Transfers	0	0	0	0	0	0
Disposals	(217)	0	(1,299)	0	0	(1,516)
Gross cost at 31 March 2021	2,443	0	7,161	0	0	9,604
Amortisation at 1 April 2020	943	0	2,009	0	0	2,952
Revaluation	0	0	0	0	0	0
Reclassifications	0	0	0	0	0	0
Reversal of impairments	0	0	0	0	0	0
Impairment	0	0	0	0	0	0
Provided during the year	245	0	1,329	0	0	1,574
Reclassified as held for sale	0	0	0	0	0	0
Transfers	0	0	0	0	0	0
Disposals	(218)	0	(1,299)	0	0	(1,517)
Amortisation at 31 March 2021	970	0	2,039	0	0	3,009
Net book value at 1 April 2020	571	0	3,992	0	0	4,563
Net book value at 31 March 2021	1,473	0	5,122	0	0	6,595
At 31 March 2021						
Purchased	1,468	0	5,122	0	0	6,590
Donated	5	0	0	0	0	5
Government Granted	0	0	0	0	0	0
Internally generated	0	0	0	0	0	0
Total at 31 March 2021	1,473	0	5,122	0	0	6,595

Additional Disclosures re Intangible Assets

i) On initial recognition intangible non-current assets are measured at cost. Following initial recognition, intangible assets are carried at fair value by reference to an active market, or, where no active market exists, at amortised replacement cost (modern equivalent asset basis), indexed for relevant price increases, as a proxy for fair value.

ii) The useful economic life of Intangible non-current assets are assigned on an individual asset basis using either a standard life of 5 years or the period covered by the licence.

iii) All fully depreciated assets still in use are being carried at nil net book value.

iv) These assets have not been subject to indexation or revaluation during the year.

13 . Impairments

	2021-22 Property, plant & equipment £000	2021-22 Intangible assets £000	2020-21 Property, plant & equipment £000	2020-21 Intangible assets £000
Impairments arising from :				
Loss or damage from normal operations	0	0	0	0
Abandonment in the course of construction	171	0	0	0
Over specification of assets (Gold Plating)	0	0	0	0
Loss as a result of a catastrophe	0	0	0	0
Unforeseen obsolescence	0	0	0	0
Changes in market price	0	0	0	0
Others (specify)	7,103	0	69,129	0
Reversal of Impairments	(19,893)	0	(5,298)	0
Total of all impairments	(12,619)	0	63,831	0

Analysis of impairments charged to reserves in year :

Charged to the Statement of Comprehensive Net Expenditure	(12,619)	0	62,342	0
Charged to Revaluation Reserve	0	0	1,489	0
	(12,619)	0	63,831	0

2021-22	Impairment amount £000	Reason for impairment	Nature of Asset	Valuation basis	Charge to SoCNE £000	Charge to reserve £000
Abandonment in the course of construction						
Assets abandoned in the course of construction	171	Historic AUC written off	AUC	Existing Use	171	0
Other Impairments						
Grange University Hospital HSDU Facility	6,500	Assets Valued on Coming Into Use	Operational	Existing Use	6,500	0
Ward 3/3 NHH	477	Assets Valued on Coming Into Use	Operational	Existing Use	477	0
RGH / NHH Main Lifts	126	Assets Valued on Coming Into Use	Operational	Existing Use	126	0
Total Impairment	7,274				7,274	0

Reversal of Impairments

	£000				£000	£000
Grange University Hospital	(11,462)				(11,462)	0
Ysbyty Ystrad Fawr	(5,843)				(5,843)	0
Ysbyty Aneurin Bevan	(1,570)				(1,570)	0
Serennu Childrens Centre	(352)	Indexation - reversal of	Operational	Indexation	(352)	0
St Cadocs	(215)	impairment in	Assets		(215)	0
Royal Gwent	(69)	previous years			(69)	0
Llanfrechfa Grange	(67)				(67)	0
Neville Hall	(47)				(47)	0
Various Community Sites	(24)				(24)	0
Serennu Childrens Centre	(244)	Assets Valued on	Operational	Existing Use	(244)	0
		Coming Into Use				
Total Reversal of Impairments	(19,893)				(19,893)	0
Net credit to SoCNE	(12,619)				(12,619)	0

14.1 Inventories

	31 March 2022 £000	31 March 2021 £000
Drugs	2,905	3,117
Consumables	5,561	6,563
Energy	260	177
Work in progress	0	0
Other	0	0
Total	8,726	9,857
Of which held at realisable value	0	0

14.2 Inventories recognised in expenses

	31 March 2022 £000	31 March 2021 £000
Inventories recognised as an expense in the period	0	0
Write-down of inventories (including losses)	0	0
Reversal of write-downs that reduced the expense	0	0
Total	0	0

15. Trade and other Receivables

Current	31 March 2022 £000	31 March 2021 £000
Welsh Government	6,903	7,017
WHSSC / EASC	3,038	441
Welsh Health Boards	1,552	1,672
Welsh NHS Trusts	6,114	3,500
Welsh Special Health Authorities	455	111
Non - Welsh Trusts	178	208
Other NHS	0	0
2019-20 Scheme Pays - Welsh Government Reimbursement	756	0
Welsh Risk Pool Claim reimbursement		
NHS Wales Secondary Health Sector	84,862	63,083
NHS Wales Primary Sector FLS Reimbursement	2	0
NHS Wales Redress	475	488
Other	0	0
Local Authorities	8,159	4,273
Capital debtors - Tangible	0	0
Capital debtors - Intangible	0	0
Other debtors	15,653	11,399
Provision for irrecoverable debts	(1,870)	(1,951)
Pension Prepayments NHS Pensions	0	0
Pension Prepayments NEST	0	0
Other prepayments	7,497	5,646
Other accrued income	0	0
Sub total	133,774	95,887
Non-current		
Welsh Government	0	0
WHSSC / EASC	0	0
Welsh Health Boards	0	0
Welsh NHS Trusts	0	0
Welsh Special Health Authorities	0	0
Non - Welsh Trusts	0	0
Other NHS	0	0
2019-20 Scheme Pays - Welsh Government Reimbursement	0	0
Welsh Risk Pool Claim reimbursement;		
NHS Wales Secondary Health Sector	124,435	117,181
NHS Wales Primary Sector FLS Reimbursement	57	0
NHS Wales Redress	0	0
Other	0	0
Local Authorities	0	0
Capital debtors - Tangible	0	0
Capital debtors - Intangible	0	0
Other debtors	1,205	1,210
Provision for irrecoverable debts	0	0
Pension Prepayments NHS Pensions	0	0
Pension Prepayments NEST	0	0
Other prepayments	0	0
Other accrued income	0	0
Sub total	125,697	118,391
Total	259,471	214,278

15. Trade and other Receivables (continued)

Receivables past their due date but not impaired

	31 March 2022 £000	31 March 2021 £000
By up to three months	1,365	1,264
By three to six months	409	194
By more than six months	1,289	1,257
	3,063	2,715

Expected Credit Losses (ECL) / Provision for impairment of receivables

Balance at 1 April	(1,951)	(2,070)
Transfer to other NHS Wales body	0	0
Amount written off during the year	17	24
Amount recovered during the year	0	0
(Increase) / decrease in receivables impaired	62	89
Bad debts recovered during year	2	6
Balance at 31 March	(1,870)	(1,951)

In determining whether a debt is impaired consideration is given to the age of the debt and the results of actions taken to recover the debt, including reference to credit agencies.

Receivables VAT

Trade receivables	2,674	2,625
Other	314	458
Total	2,988	3,083

16. Other Financial Assets

	Current		Non-current	
	31 March	31 March	31 March	31 March
	2022	2021	2022	2021
	£000	£000	£000	£000
Financial assets				
Shares and equity type investments				
Held to maturity investments at amortised costs	0	0	0	0
At fair value through SOCNE	0	0	0	0
Available for sale at FV	0	0	0	0
Deposits	0	0	0	0
Loans	33	32	521	554
Derivatives	0	0	0	0
Other (Specify)				
Held to maturity investments at amortised costs	0	0	0	0
At fair value through SOCNE	0	0	0	0
Available for sale at FV	0	0	0	0
Total	33	32	521	554

17. Cash and cash equivalents

	2021-22	2020-21
	£000	£000
Balance at 1 April	1,821	1,301
Net change in cash and cash equivalent balances	(101)	520
Balance at 31 March	1,720	1,821
Made up of:		
Cash held at GBS	1,698	1,797
Commercial banks	0	0
Cash in hand	22	24
Cash and cash equivalents as in Statement of Financial Position	1,720	1,821
Bank overdraft - GBS	0	0
Bank overdraft - Commercial banks	0	0
Cash and cash equivalents as in Statement of Cash Flows	1,720	1,821

In response to the IAS 7 requirement for additional disclosure, the changes in liabilities arising from financing activities are;

Lease Liabilities - increase of £496k
PFI liabilities - reduction of £1,016k

The movement relates to cash, no comparative information is required by IAS 7 in 2021-22.

18. Trade and other payables

Current	31 March 2022 £000	31 March 2021 £000
Welsh Government	75	66
WHSCC / EASC	4,487	2,370
Welsh Health Boards	2,646	2,569
Welsh NHS Trusts	4,338	3,935
Welsh Special Health Authorities	216	0
Other NHS	3,725	4,335
Taxation and social security payable / refunds	5,694	5,170
Refunds of taxation by HMRC	0	0
VAT payable to HMRC	0	0
Other taxes payable to HMRC	0	0
NI contributions payable to HMRC	0	0
Non-NHS payables - Revenue	70,123	59,115
Local Authorities	15,293	16,562
Capital payables- Tangible	9,701	11,886
Capital payables- Intangible	1,117	882
Overdraft	0	0
Rentals due under operating leases	0	0
Obligations under finance leases, HP contracts	50	0
Imputed finance lease element of on SoFP PFI contracts	947	911
Pensions: staff	9,683	9,001
Non NHS Accruals	103,786	97,401
Deferred Income:		
Deferred Income brought forward	0	0
Deferred Income Additions	0	0
Transfer to / from current/non current deferred income	0	0
Released to SoCNE	0	0
Other creditors	0	0
PFI assets –deferred credits	0	0
Payments on account	(8,591)	(11,759)
Sub Total	223,290	202,444
Non-current		
Welsh Government	0	0
WHSCC / EASC	0	0
Welsh Health Boards	0	0
Welsh NHS Trusts	0	0
Welsh Special Health Authorities	0	0
Other NHS	0	0
Taxation and social security payable / refunds	0	0
Refunds of taxation by HMRC	0	0
VAT payable to HMRC	0	0
Other taxes payable to HMRC	0	0
NI contributions payable to HMRC	0	0
Non-NHS payables - Revenue	0	0
Local Authorities	0	0
Capital payables- Tangible	0	0
Capital payables- Intangible	0	0
Overdraft	0	0
Rentals due under operating leases	0	0
Obligations under finance leases, HP contracts	446	0
Imputed finance lease element of on SoFP PFI contracts	3,263	4,315
Pensions: staff	0	0
Non NHS Accruals	0	0
Deferred Income :		
Deferred Income brought forward	0	0
Deferred Income Additions	0	0
Transfer to / from current/non current deferred income	0	0
Released to SoCNE	0	0
Other creditors	0	0
PFI assets –deferred credits	0	0
Payments on account	0	0
Sub Total	3,709	4,315
Total	226,999	206,759

It is intended to pay all invoices within the 30 day period directed by the Welsh Government.

The Capital Payables - Tangible figure includes balances that have been agreed with other NHS Wales bodies, as part of the Agreement of Balances process.

18. Trade and other payables (continued).

Amounts falling due more than one year are expected to be settled as follows:	31 March 2022 £000	31 March 2021 £000
Between one and two years	1,086	997
Between two and five years	1,045	1,854
In five years or more	1,578	1,464
Sub-total	3,709	4,315

19. Other financial liabilities

Financial liabilities	Current		Non-current	
	31 March 2022 £000	31 March 2021 £000	31 March 2022 £000	31 March 2021 £000
Financial Guarantees:				
At amortised cost	0	0	0	0
At fair value through SoCNE	0	0	0	0
Derivatives at fair value through SoCNE	0	0	0	0
Other:				
At amortised cost	0	0	0	0
At fair value through SoCNE	0	0	0	0
Total	0	0	0	0

20. Provisions

	At 1 April 2021	Structured settlement cases transferred to Risk Pool	Transfer of provisions to creditors	Transfer between current and non-current	Arising during the year	Utilised during the year	Reversed unused	Unwinding of discount	At 31 March 2022
	£000	£000	£000	£000	£000	£000	£000	£000	£000
Current									
Clinical negligence:-									
Secondary care	40,393	(7,745)	(9,204)	26,472	25,378	(6,325)	(12,164)	0	56,805
Primary care	0	0	0	0	84	(43)	0	0	41
Redress Secondary care	312	0	0	0	252	(371)	(67)	0	126
Redress Primary care	0	0	0	0	0	0	0	0	0
Personal injury	117	0	(195)	0	1,261	(555)	(29)	0	599
All other losses and special payments	0	0	0	0	665	(665)	0	0	0
Defence legal fees and other administration	1,857	0	0	672	1,870	(1,271)	(889)		2,239
Pensions relating to former directors	0			0	0	0	0	0	0
Pensions relating to other staff	412			317	333	(404)	(210)	(53)	395
2019-20 Scheme Pays - Reimbursement	0			0	11	0	0	0	11
Restructuring	0			0	0	0	0	0	0
Other	2,908		0	0	1,273	(275)	(839)		3,067
Total	45,999	(7,745)	(9,399)	27,461	31,127	(9,909)	(14,198)	(53)	63,283
Non Current									
Clinical negligence:-									
Secondary care	116,068	0	(185)	(26,472)	49,738	(140)	(15,350)	0	123,659
Primary care	0	0	0	0	0	0	0	0	0
Redress Secondary care	0	0	0	0	0	0	0	0	0
Redress Primary care	0	0	0	0	0	0	0	0	0
Personal injury	3,353	0	0	0	209	(256)	0	(44)	3,262
All other losses and special payments	0	0	0	0	0	0	0	0	0
Defence legal fees and other administration	1,525	0	0	(672)	303	(89)	(25)		1,042
Pensions relating to former directors	0			0	0	0	0	0	0
Pensions relating to other staff	3,628			(317)	0	0	0	0	3,311
2019-20 Scheme Pays - Reimbursement	0			0	745	0	0	0	745
Restructuring	0			0	0	0	0	0	0
Other	368		0	0	151	(80)	(34)		405
Total	124,942	0	(185)	(27,461)	51,146	(565)	(15,409)	(44)	132,424
TOTAL									
Clinical negligence:-									
Secondary care	156,461	(7,745)	(9,389)	0	75,116	(6,465)	(27,514)	0	180,464
Primary care	0	0	0	0	84	(43)	0	0	41
Redress Secondary care	312	0	0	0	252	(371)	(67)	0	126
Redress Primary care	0	0	0	0	0	0	0	0	0
Personal injury	3,470	0	(195)	0	1,470	(811)	(29)	(44)	3,861
All other losses and special payments	0	0	0	0	665	(665)	0	0	0
Defence legal fees and other administration	3,382	0	0	0	2,173	(1,360)	(914)		3,281
Pensions relating to former directors	0			0	0	0	0	0	0
Pensions relating to other staff	4,040			0	333	(404)	(210)	(53)	3,706
2019-20 Scheme Pays - Reimbursement	0			0	756	0	0	0	756
Restructuring	0			0	0	0	0	0	0
Other	3,276		0	0	1,424	(355)	(873)		3,472
Total	170,941	(7,745)	(9,584)	0	82,273	(10,474)	(29,607)	(97)	195,707

Expected timing of cash flows:

	In year to 31 March 2023	Between 1 April 2023 31 March 2027	Thereafter	Total
				£000
Clinical negligence:-				
Secondary care	56,805	123,659	0	180,464
Primary care	41	0	0	41
Redress Secondary care	126	0	0	126
Redress Primary care	0	0	0	0
Personal injury	599	1,284	1,978	3,861
All other losses and special payments	0	0	0	0
Defence legal fees and other administration	2,239	1,042	0	3,281
Pensions relating to former directors	0	0	0	0
Pensions relating to other staff	395	3,311	0	3,706
2019-20 Scheme Pays - Reimbursement	11	14	731	756
Restructuring	0	0	0	0
Other	3,067	405	0	3,472
Total	63,283	129,715	2,709	195,707

The expected timing of cash flows are based on best available information; but they could change on the basis of individual case changes. The claims outstanding with the Welsh Risk Pool are based on best estimates of settlement of claims provided by the Health Board's legal advisors. The Health Board estimates that in 2022/23 it will receive £57,649,915 and in 2023/24 and beyond £124,434,996 from the Welsh Risk Pool in respect of clinical negligence and personal injury payments.

Other provisions include: Continuing Healthcare Independent Review Panel (IRP) & Ombudsman claims £494,632. The estimation method used to calculate the provision for 2021/22 is consistent with the methodology used in 2020/21. In the continuing absence of detailed assessment information the Health Board has used a mixture of actual assessments and the application of an expected success factor and average weekly costs to determine whether an individual claimant provision would be established.

Other provisions include an amount for Ancillary Staff Banked Annual Leave Payments, potential VAT payment to HMRC and a provision for potential pension costs known as 'final pay control'.

The total Health Board provision also includes an amount of £126,227 which relates to 20 Redress cases where offers have been made to the families but not yet accepted or breach and causation have been proven.

Provision (Continued)

Pensions tax annual allowance – Scheme Pays arrangements 2019/20

In accordance with a Ministerial Direction issued on 18 December 2019, the Welsh Government have taken action to support circumstances where pensions tax rules are impacting upon clinical staff who want to work additional hours, and have determined that:

- clinical staff who are members of the NHS Pension Scheme and who, as a result of work undertaken in the 2019-20 tax year, face a tax charge on the growth of their NHS pension benefits, may opt to have this charge paid by the NHS Pension Scheme, with their pension reduced on retirement.

Welsh Government, on behalf of the Aneurin Bevan University Health Board, will pay the members who opt for reimbursement of their pension, a corresponding amount on retirement, ensuring that they are fully compensated for the effect of the deduction.

This scheme will be funded directly by the Welsh Government to the NHS Business Services Authority Pension Division, the administrators on behalf of the Welsh claimants.

Clinical staff have until 31 March 2022 to opt for this scheme and the ability to make changes up to 31 July 2026.

The Health Board have included a Scheme Pay provision of £756,155 (as notified by Welsh Government) within these accounts.

20. Provisions (continued)

	At 1 April 2020	Structured settlement cases transferred to Risk Pool	Transfer of provisions to creditors	Transfer between current and non-current	Arising during the year	Utilised during the year	Reversed unused	Unwinding of discount	At 31 March 2021
	£000	£000	£000	£000	£000	£000	£000	£000	£000
Current									
Clinical negligence:-									
Secondary care	14,314	0	(1,178)	35,737	7,723	(8,735)	(7,468)	0	40,393
Primary care	0	0	0	0	0	0	0	0	0
Redress Secondary care	524	0	0	0	237	(218)	(231)	0	312
Redress Primary care	0	0	0	0	0	0	0	0	0
Personal injury	497	0	0	(169)	165	(263)	(113)	0	117
All other losses and special payments	0	0	0	0	30	(30)	0	0	0
Defence legal fees and other administration	1,155	0	0	660	1,653	(1,032)	(579)		1,857
Pensions relating to former directors	0			0	0	0	0	0	0
Pensions relating to other staff	440			90	438	(410)	(107)	(39)	412
2019-20 Scheme Pays - Reimbursement	0			0	0	0	0	0	0
Restructuring	0			0	0	0	0	0	0
Other	1,442		0	0	1,719	(52)	(201)		2,908
Total	18,372	0	(1,178)	36,318	11,965	(10,740)	(8,699)	(39)	45,999
Non Current									
Clinical negligence:-									
Secondary care	146,409	0	(4,118)	(35,737)	11,811	(1,074)	(1,223)	0	116,068
Primary care	0	0	0	0	0	0	0	0	0
Redress Secondary care	0	0	0	0	0	0	0	0	0
Redress Primary care	0	0	0	0	0	0	0	0	0
Personal injury	3,443	0	0	169	223	(259)	(189)	(34)	3,353
All other losses and special payments	0	0	0	0	0	0	0	0	0
Defence legal fees and other administration	1,686	0	0	(660)	681	(158)	(24)		1,525
Pensions relating to former directors	0			0	0	0	0	0	0
Pensions relating to other staff	3,718			(90)	0	0	0	0	3,628
2019-20 Scheme Pays - Reimbursement	0			0	0	0	0	0	0
Restructuring	0			0	0	0	0	0	0
Other	203		0	0	327	(121)	(41)		368
Total	155,459	0	(4,118)	(36,318)	13,042	(1,612)	(1,477)	(34)	124,942
TOTAL									
Clinical negligence:-									
Secondary care	160,723	0	(5,296)	0	19,534	(9,809)	(8,691)	0	156,461
Primary care	0	0	0	0	0	0	0	0	0
Redress Secondary care	524	0	0	0	237	(218)	(231)	0	312
Redress Primary care	0	0	0	0	0	0	0	0	0
Personal injury	3,940	0	0	0	388	(522)	(302)	(34)	3,470
All other losses and special payments	0	0	0	0	30	(30)	0	0	0
Defence legal fees and other administration	2,841	0	0	0	2,334	(1,190)	(603)		3,382
Pensions relating to former directors	0			0	0	0	0	0	0
Pensions relating to other staff	4,158			0	438	(410)	(107)	(39)	4,040
2019-20 Scheme Pays - Reimbursement	0			0	0	0	0	0	0
Restructuring	0			0	0	0	0	0	0
Other	1,645		0	0	2,046	(173)	(242)		3,276
Total	173,831	0	(5,296)	0	25,007	(12,352)	(10,176)	(73)	170,941

The expected timing of cash flows are based on best available information; but they could change on the basis of individual case changes. The claims outstanding with the Welsh Risk Pool are based on best estimates of settlement of claims provided by the Health Board's legal advisors. The Health Board estimates that in 2021/22 it will receive £40,616,280 and in 2022/23 and beyond £117,181,426 from the Welsh Risk Pool in respect of clinical negligence and personal injury payments.

Other provisions include: Continuing Healthcare Independent Review Panel (IRP) & Ombudsman claims £458,086. The estimation method used to calculate the provision for 2020/21 is consistent with the methodology used in 2019/20. In the continuing absence of detailed assessment information the Health Board has used a mixture of actual assessments and the application of an expected success factor and average weekly costs to determine whether an individual claimant provision would be established.

Other provisions include an amount for Ancillary Staff Banked Annual Leave Payments, potential VAT payment to HMRC and a provision for potential pension costs known as 'final pay control'.

The total Health Board provision also includes an amount of £311,362 which relates to 36 Redress cases where offers have been made to the families but not yet accepted or breach and causation have been proven.

21. Contingencies

21.1 Contingent liabilities

	2021-22 £'000	2020-21 £'000
Provisions have not been made in these accounts for the following amounts :		
Legal claims for alleged medical or employer negligence:-		
Secondary care	408,594	420,315
Primary care	181	45
Redress Secondary care	62	146
Redress Primary care	0	0
Doubtful debts	0	0
Equal Pay costs	0	0
Defence costs	5,453	5,719
Continuing Health Care costs	718	1,364
Other	0	0
Total value of disputed claims	415,008	427,589
Amounts (recovered) in the event of claims being successful	(410,445)	(422,167)
Net contingent liability	4,563	5,422

ABUHB – Contingent Liability Note

Other litigation claims could arise in the future due to known incidents. The expenditure which may arise from such claims cannot be determined and no provision has been made for them. The value of legal claims has decreased by £12m from the value of legal claims in 2020/21, while the number of claims has decreased from 273 in 2020/21 to 272 in 2021/22.

Liability for Permanent Injury Benefit under the NHS Injury Benefit Scheme lies with the employer. Individual claims to the NHS Pensions Agency could arise due to known incidents.

Continuing Healthcare Cost uncertainties

The Health Board continues to make good progress in reviewing the outstanding claims for reimbursement of retrospective care payments (IRPs) during 2021/22. As a consequence there has been a movement in the level of provision and uncertainty including in these Accounts.

Note 20 sets out the £0.495m provision made for probable continuing care costs relating to 52 outstanding claims received by 31st March 2022. This compares with the 2020/21 provision of £0.458m and 57 outstanding phase 1 to 7 claims.

Note 21.1 also sets out the £0.718m contingent liability for possible additional continuing care costs relating to those claims if they are all settled and in full, comparing favourably with the £1.364m reported for 2020/21. Following a review during 2016/17, and further review in 2018/19 and 2019/20 the position in relation to dormant claims remains unchanged. Following on-going review in 21/22 a further 8 dormant claims were closed in 21/22.

There are still 7 new (Phase 7) claims, which have been received whereby the assessment process remains incomplete, as we are still awaiting full details to support the claims. One such claim was received in 20/21 and we continue to work with the Claimant's representative to obtain supporting information to allow for this claim to be assessed. The assessment process is highly complex and involves multi-disciplinary teams and for those reasons can take many months. At this stage, the HB does not have enough information to make a judgement on the likely success or otherwise of these claims, however, they may result in additional costs to the HB, which cannot be quantified at this time.

21.2 Remote Contingent liabilities

	2021-22 £000	2020-21 £000
Guarantees	0	0
Indemnities	8,827	14,159
Letters of Comfort	0	0
Total	8,827	14,159

21.3 Contingent assets

	2021-22 £000	2020-21 £000
Please give details	0	0
	0	0
	0	0
Total	0	0

22. Capital commitments

Contracted capital commitments at 31 March

	2021-22 £000	2020-21 £000
Property, plant and equipment	11,282	10,090
Intangible assets	0	0
Total	11,282	10,090

23. Losses and special payments

Losses and special payments are charged to the Statement of Comprehensive Net Expenditure in accordance with IFRS but are recorded in the losses and special payments register when payment is made. Therefore this note is prepared on a cash basis.

Gross loss to the Exchequer

Number of cases and associated amounts paid out during the financial year

	Amounts paid out during period to 31 March 2022	
	Number	£
Clinical negligence	125	12,174,776
Personal injury	44	810,923
All other losses and special payments	136	78,302
Total	305	13,064,001

Analysis of cases in excess of £300,000

Case Type	In year claims in excess of £300,000		Cumulative claims in excess of £300,000	
	Number	£	Number	£
Cases in excess of £300,000:				
PI	04RVFPI0038	27,428		465,817
MN	09RVFMN0033			1,918,000
MN	10RVFMN0058			459,900
MN	12RVFMN0069	1,250,000		1,250,000
MN	14RVFMN0061			1,871,500
MN	14RVFMN0084	732,288		752,288
MN	14RVFMN0114	2,432,571		3,741,563
MN	14RVFMN0118			2,152,500
MN	14RVFMN0252	1,430,995		1,685,995
MN	16RVFMN0131			300,781
MN	16RVFMN0139			745,000
MN	16RVFMN0187			416,000
MN	16RVFMN0202			433,500
MN	16RVFMN0206			495,000
MN	16RVFMN0216	225,000		1,220,000
MN	16RVFMN0242			632,000
MN	17RVFMN0034	30,000		1,130,000
MN	17RVFMN0070			311,000
MN	17RVFMN0182	1,690,000		1,740,000
MN	18RVFMN0110	25,000		365,000
PI	18RVFPI0022	60,124		370,011
MN	19RVFMN0146	450,000		485,000
MN	20RVFMN0044	85,000		335,000
MN	20RVFMN0129			350,000
Sub-total	24	8,438,406	0	23,625,855
All other cases	281	4,625,595	0	11,547,546
Total cases	305	13,064,001	0	35,173,401

24. Finance leases

24.1 Finance leases obligations (as lessee)

The Local Health Board has one finance lease receivable as a lessee.

Amounts payable under finance leases:

Land	31 March 2022 £000	31 March 2021 £000
Minimum lease payments		
Within one year	0	0
Between one and five years	0	0
After five years	0	0
Less finance charges allocated to future periods	0	0
Minimum lease payments	<u>0</u>	<u>0</u>
Included in:		
Current borrowings	0	0
Non-current borrowings	0	0
	<u>0</u>	<u>0</u>
Present value of minimum lease payments		
Within one year	0	0
Between one and five years	0	0
After five years	0	0
Present value of minimum lease payments	<u>0</u>	<u>0</u>
Included in:		
Current borrowings	0	0
Non-current borrowings	0	0
	<u>0</u>	<u>0</u>

24.1 Finance leases obligations (as lessee) continued

Amounts payable under finance leases:

Buildings	31 March 2022 £000	31 March 2021 £000
Minimum lease payments		
Within one year	0	0
Between one and five years	0	0
After five years	0	0
Less finance charges allocated to future periods	0	0
Minimum lease payments	<u>0</u>	<u>0</u>
Included in:		
Current borrowings	0	0
Non-current borrowings	0	0
	<u>0</u>	<u>0</u>

Present value of minimum lease payments

Within one year	0	0
Between one and five years	0	0
After five years	0	0
Present value of minimum lease payments	<u>0</u>	<u>0</u>
Included in:		
Current borrowings	0	0
Non-current borrowings	0	0
	<u>0</u>	<u>0</u>

Other

	31 March 2022 £000	31 March 2021 £000
Minimum lease payments		
Within one year	54	0
Between one and five years	217	0
After five years	248	0
Less finance charges allocated to future periods	(23)	0
Minimum lease payments	<u>496</u>	<u>0</u>
Included in:		
Current borrowings	50	0
Non-current borrowings	446	0
	<u>496</u>	<u>0</u>

Present value of minimum lease payments

Within one year	50	0
Between one and five years	204	0
After five years	242	0
Present value of minimum lease payments	<u>496</u>	<u>0</u>
Included in:		
Current borrowings	50	0
Non-current borrowings	446	0
	<u>496</u>	<u>0</u>

24.2 Finance leases obligations (as lessor) continued

The Local Health Board has no finance leases receivable as a lessor.

Amounts receivable under finance leases:

	31 March 2022 £000	31 March 2021 £000
Gross Investment in leases		
Within one year	0	0
Between one and five years	0	0
After five years	0	0
Less finance charges allocated to future periods	0	0
Minimum lease payments	<u>0</u>	<u>0</u>
Included in:		
Current borrowings	0	0
Non-current borrowings	<u>0</u>	<u>0</u>
	<u>0</u>	<u>0</u>
Present value of minimum lease payments		
Within one year	0	0
Between one and five years	0	0
After five years	0	0
Less finance charges allocated to future periods	0	0
Present value of minimum lease payments	<u>0</u>	<u>0</u>
Included in:		
Current borrowings	0	0
Non-current borrowings	<u>0</u>	<u>0</u>
	<u>0</u>	<u>0</u>

25. Private Finance Initiative contracts

25.1 PFI schemes off-Statement of Financial Position

The UHB has one PFI Scheme off-statement of financial position. The scheme relates to the provision of replacement heating and lighting systems within Neville Hall hospital. The scheme has not resulted in guarantees, commitments or other rights and obligations upon the UHB. The scheme commenced in 2000 for a period of 25 years. The payments are made quarterly in advance with prepayments at year end for the period beyond 31 March 2022 included in debtors.

Commitments under off-SoFP PFI contracts	Off-SoFP PFI contracts 31 March 2022 £000	Off-SoFP PFI contracts 31 March 2021 £000
Total payments due within one year	887	861
Total payments due between 1 and 5 years	2,412	3,200
Total payments due thereafter	0	0
Total future payments in relation to PFI contracts	3,299	4,061
Total estimated capital value of off-SoFP PFI contracts	3,300	3,300

25.2 PFI schemes on-Statement of Financial Position

Chepstow Community Hospital - a new community hospital including the provision of ancillary support services. This scheme commenced in 1998 with unitary charge payments being made for a period of 25 years from February 2000. The obligation for the scheme is £1,563k.

Capital value of scheme included in Fixed Assets Note 11	£000
	3,263
Contract start date:	Feb-00
Contract end date:	Feb-25

Monnow Vale Health and Social Care Facility - a new health and social care facility. This scheme commenced in 2006 with unitary charge payments being made for a period of 30 years from 2006. The obligation for the scheme is £1,946k.

Capital value of scheme included in Fixed Assets Note 11	£000
	3,121
Contract start date:	Mar-04
Contract end date:	Mar-36

Nevill Hall Hospital Day Surgery - a purpose built day unit including the provision of medical equipment for the unit. The PFI partner has responsibility for maintaining the building and replacing the equipment used with the unit. The scheme commenced in 1998 with unitary charge payments being made for a period of 25 years from 1999. The obligation for the scheme is £702k.

Capital value of scheme included in Fixed Assets Note 11	£000
	583
	Sep-99
	Sep-24

Total obligations for on-Statement of Financial Position PFI contracts due:

	On SoFP PFI Capital element 31 March 2022 £000	On SoFP PFI Imputed interest 31 March 2022 £000	On SoFP PFI Service charges 31 March 2022 £000
Total payments due within one year	947	239	2,670
Total payments due between 1 and 5 years	1,928	338	6,987
Total payments due thereafter	1,335	194	6,317
Total future payments in relation to PFI contracts	4,210	771	15,974
	On SoFP PFI Capital element 31 March 2021 £000	On SoFP PFI Imputed interest 31 March 2021 £000	On SoFP PFI Service charges 31 March 2021 £000
Total payments due within one year	911	318	2,400
Total payments due between 1 and 5 years	2,850	550	8,557
Total payments due thereafter	1,465	234	6,421
Total future payments in relation to PFI contracts	5,226	1,102	17,378
	31/03/2022 £000		
Total present value of obligations for on-SoFP PFI contracts	20,955		

25.3 Charges to expenditure

	2021-22	2020-21
	£000	£000
Service charges for On Statement of Financial Position PFI contracts (excl interest costs)	2,006	1,987
Total expense for Off Statement of Financial Position PFI contracts	869	1,109
The total charged in the year to expenditure in respect of PFI contracts	2,875	3,096

The LHB is committed to the following annual charges

PFI scheme expiry date:	£000	£000
Not later than one year	0	0
Later than one year, not later than five years	2,495	2,321
Later than five years	591	553
Total	3,086	2,874

The estimated annual payments in future years will vary from those which the LHB is committed to make during the next year by the impact of movement in the Retail Prices Index.

25.4 Number of PFI contracts

	Number of on SoFP PFI contracts	Number of off SoFP PFI contracts
Number of PFI contracts	3	1
Number of PFI contracts which individually have a total commitment > £500m	0	0

PFI Contract

Number of PFI contracts which individually have a total commitment > £500m	0
--	---

On / Off-
statement
of financial
position

25.5 The LHB has no Public Private Partnerships

26. Financial risk management

Financial reporting standard IFRS 7 requires disclosure of the role that financial instruments have had during the period in creating or changing the risks a body faces in undertaking its activities. The LHB is not exposed to the degree of financial risk faced by business entities. Also financial instruments play a much more limited role in creating or changing risk than would be typical of listed companies, to which these standards mainly apply. The LHB has limited powers to invest and financial assets and liabilities are generated by day-to-day operational activities rather than being held to change the risks facing the LHB in undertaking its activities.

Currency risk

The LHB is principally a domestic organisation with the great majority of transactions, assets and liabilities being in the UK and Sterling based. The LHB has no overseas operations. The LHB therefore has low exposure to currency rate fluctuations.

Interest rate risk

LHBs are not permitted to borrow. The LHB therefore has low exposure to interest rate fluctuations.

Credit risk

Because the majority of the LHB's funding derives from funds voted by the Welsh Government the LHB has low exposure to credit risk.

Liquidity risk

The LHB is required to operate within cash limits set by the Welsh Government for the financial year and draws down funds from the Welsh Government as the requirement arises. The LHB is not, therefore, exposed to significant liquidity risks.

27. Movements in working capital

	2021-22 £000	2020-21 £000
(Increase)/decrease in inventories	1,131	(371)
(Increase)/decrease in trade and other receivables - non-current	(7,273)	30,553
(Increase)/decrease in trade and other receivables - current	(37,888)	(37,327)
Increase/(decrease) in trade and other payables - non-current	(606)	(911)
Increase/(decrease) in trade and other payables - current	20,846	57,520
Total	(23,790)	49,464
Adjustment for accrual movements in fixed assets - creditors	1,950	(4,688)
Adjustment for accrual movements in fixed assets - debtors	0	(53)
Other adjustments	888	7,945
	(20,952)	52,668

28. Other cash flow adjustments

	2021-22 £000	2020-21 £000
Depreciation	41,158	32,654
Amortisation	2,517	1,574
(Gains)/Loss on Disposal	(232)	(43)
Impairments and reversals	(12,619)	62,342
Release of PFI deferred credits	0	0
NWSSP Covid assets issued debited to expenditure but non-cash	0	(7,057)
Covid assets received credited to revenue but non-cash	0	0
Donated assets received credited to revenue but non-cash	(166)	(201)
Government Grant assets received credited to revenue but non-cash	(22)	(389)
Non-cash movements in provisions	35,240	9,462
Other movements	26,915	25,189
Total	92,791	123,531

29. Events after the Reporting Period

These financial statements were authorised for issue by the Chief Executive and Accountable Officer on 14th June 2022; pre the date the financial statements were certified by the Auditor General for Wales.

30. Related Party Transactions

The Welsh Government is regarded as a related party. During the year the LHB have had a significant number of material transactions with the Welsh Government and with other entities for which the Welsh Government is regarded as the parent body, namely

	2021-22		As at 31st March 2022	
	Expenditure to related party	Income from related party	Amounts owed to related party	Amounts due from related party
	£000	£000	£000	£000
Welsh Government	145	12,330	75	6,903
Betsi Cadwaladr University Health Board	945	87	358	12
Cardiff & Vale University Health Board	36,443	1,949	1,424	271
Cwm Taf University Health Board	23,911	1,684	415	69
Hywel Dda University Health Board	993	316	59	2
Powys Teaching Health Board	506	16,831	36	999
Swansea Bay University Health Board	3,863	895	395	199
Velindre NHS Trust	63,809	8,749	3,542	5,118
Welsh Ambulance Services NHS Trust	13,756	348	496	78
Public Health Wales NHS Trust	1,624	4,705	312	918
Welsh Health Specialised Services Committee	177,048	9,772	4,487	3,038
Health Education and Improvement Wales (HEIW)	22	11,267	22	224
Digital Health and Care Wales (DHCW)	5,208	1,091	194	231

In addition the LHB has had significant number of material transactions with other Government Departments and other central and local Government bodies. The most significant of these transactions are with the following:-

Government Body	2021-22		As at 31st March 2022	
	Expenditure to related party	Income from related party	Amounts owed to related party	Amounts due from related party
	£000	£000	£000	£000
Blaenau Gwent County Borough Council	6,584	2,027	1,462	908
Caerphilly County Borough Council	20,178	12,041	7,178	5,282
Monmouthshire County Council	8,381	2,303	2,615	1,189
Newport City Council	14,013	2,073	2,993	634
Torfaen County Borough Council	11,348	1,651	1,022	165

The LHB has also had significant material transactions with the following:

Aneurin Bevan Local Health Board Charitable Fund	24	930	5	175
--	----	-----	---	-----

A number of the LHB's Board members have interests in related parties as follows:

Member	Related Organisation	Relationship with Related Party	2021-22		As at 31st March 2022	
			Expenditure to related party	Income from related party	Amounts owed to related party	Amounts due from related party
			£000	£000	£000	£000
Glyn Jones	Citizens Advice Bureau (Caerphilly & Blaenau Gwent)	Voluntary Treasurer and Board Trustee	265	0	16	0
	Guys & St Thomas NHS Foundation Trust	Son is Cardiac Physiologist	1	2	0	2
	Welsh Ambulance Trust	Sister is Project Manager	13,756	348	496	78
	Digital Health Care Wales	Niece has an Administrative Support Role	5,208	1,091	194	231
Robert Holcombe	JW Bowkett (Electrical Installation) Ltd	Son is an Employee of the Company	2,370	0	120	0
Dr James Calvert	Royal College of Physicians	Clinical Lead of National Asthma Audit	11	9	0	2
Philip Robson	Hospice of Valleys	Trustee	569	0	158	0
Chris Koehli	Pobl Group Limited	Non Executive Director	1,046	0	523	0
	Carers Trust Wales	Chair	91	3	91	0
Emrys Elias	Mind UK	Director Trustee	156	0	27	0
	Mind Cymru Pwylgor	Chair of Governance Committee				
	Velindre NHS Trust	Spouse is Employee (Seconded to Health Inspectorate Wales)	63,809	8,749	3,542	5,118
	Welsh Health Specialised Services Committee	Vice Chair until 31st May 2021	177,048	9,772	4,487	3,038
Katija Dew	Newport Live	Trustee	180	10	81	3
Prof Helen Sweetland	Cardiff University	Employed	773	232	261	84
Richard Clark	Torfaen Voluntary Alliance	Company Secretary and Trustee	216	0	0	0
	Torfaen County Borough Council	County Borough Councillor, Deputy Leader and Elected Member	11,348	1,651	1,022	165
	Shared Resource Services Limited	Director	1	0	0	0
David Street	Caerphilly County Borough Council	Corporate Director, Social Services and Housing	20,178	12,041	7,178	5,282

31. Third Party assets

The LHB held £25,994.53 cash at bank and in hand at 31 March 2022 (31st March 2021, £31,205.63) which relates to monies held by the LHB on behalf of patients. Cash held in patient Investment Accounts amounted to £0 at 31st March 2022 (31st March 2021, £0). This has been excluded from the Cash and Cash equivalents figure reported in the accounts.

In addition the LHB had located on its premises a significant quantity of consignment stock. This stock remains the property of the supplier until it is used. The value of consignment stock at 31 March 2022 amounted to £3.6m (£2.0m as at 31st March 2021).

32. Pooled budgets

The Health Board has five pooled budgets. The specific accounting treatment of each pooled budget is covered within Accounting Policies note 1.22.

Monnow Vale Health and Social Care Unit

The Health Board has entered into a pooled budget with Monmouthshire County Council. Under the arrangement funds are pooled under section 33 of the NHS (Wales) Act 2006 to provide health and social care inpatient, outpatient, clinic and day care facilities to individuals who have medical, social, community or rehabilitation needs and a memorandum note to the accounts provides details of the joint income and expenditure. The asset value of property, plant & equipment is £4,445K which is split 72% Aneurin Bevan Health Board and 28% Monmouthshire County Council. The costs incurred under the pooled budget is declared in the memorandum trading account.

Gwent Wide Integrated Community Equipment Service

The Health Board has entered into a pooled budget with the 5 Local Authorities in the Gwent area, namely Blaenau Gwent, Caerphilly, Monmouth, Newport and Torfaen County Borough Councils, for the provision of an effective integrated GWICES (Gwent Wide Integrated Community Equipment Service) to service users who are resident in the partners' localities. Under the arrangement funds are pooled under section 33 of the NHS (Wales) Act 2006 for the joint equipment store in the Gwent area. The Health Board accounts for its share of the assets, liabilities, income and expenditure arising from the activities of the pooled budget, identified in accordance with the pooled budget agreement. The LHB's contribution is £1,069K for 2021/22 (£903K in 2020/21).

Mardy Park Rehabilitation Centre

The Health Board has entered into a pooled budget arrangement with Monmouthshire County Council. Under the arrangement funds are pooled under Section 33 of the NHS (Wales) Act 2006 to provide care to individuals who have rehabilitation needs. The pod is hosted by Monmouthshire County Council and the LHBs contribution is £220K for 2021/22 (£207K in 2020/21).

Gwent Frailty Programme

The Health Board has entered into a pooled budget with 5 Local Authorities in the Gwent area, namely Blaenau Gwent, Caerphilly, Monmouthshire, Newport and Torfaen County councils, for the provision of a Gwent wide integrated health and social care Frailty service, for service users who are resident in the partners' localities. Under the arrangement funds are pooled under section 33 of the NHS (Wales) Act 2006 for the purpose of establishing a consistent service for the Gwent area. The Health Board accounts for its share of the assets, liabilities, income and expenditure arising from the activities of the pooled budget, identified in accordance with the pooled budget agreement. The LHB's contribution is £9,294K for 2021/22 (£9,730K in 2020/21).

Continuing Healthcare - Older People in Care Homes

The Health Board has entered into a pooled budget with the 5 Local Authorities in the Gwent area, namely Blaenau Gwent, Caerphilly, Monmouthshire, Newport and Torfaen County Councils, for the provision and commissioning of certain specialised services for older people (>65 years of age) in a care home setting in Gwent. Statutory Directions issued under section 169 of the Social Services and Wellbeing (Wales) Act 2014 required Partnership Bodies to enter into partnership arrangements and for the establishment and maintenance of pooled funds from April 2018, for the exercise of their Care Home Accommodation Functions.

The pool was established in August 2018 and is hosted by Torfaen County Borough Council. Under the arrangement, the Health Board makes a financial contribution equivalent to related expenditure in commissioning related placements in homes during the year. The LHB's contribution is £31,410K for 2021/22 (£31,117K in 2020/21).

Pooled Budget memorandum account for the period 1st April 2021 - 31st March 2022

Monnow Vale

	Cash	Own Contribution	Grants	Total
	£	£	£	£
Funding				
Aneurin Bevan Health Board	0	2,521,164	0	2,521,164
Monmouthshire County Council	361,508	792,474	0	1,153,982
Total Funding	361,508	3,313,638	0	3,675,146

33. Operating segments

IFRS 8 requires bodies to report information about each of its operating segments.

Whilst the organisation is structured into divisions, the performance management and the allocation of resources flow from the Board of Aneurin Bevan University Health Board.

There are no hosted services within the health board. Divisions do not manage capital programmes, have any autonomy in relation to balance sheets or produce discrete accounts.

For the purposes of IFRS 8 it is therefore deemed that there is no requirement to report any operating segments.

34. Other Information

34.1. 6.3% Staff Employer Pension Contributions - Notional Element

The value of notional transactions is based on estimated costs for the twelve month period 1 April 2021 to 31 March 2022. This has been calculated from actual Welsh Government expenditure for the 6.3% staff employer pension contributions between April 2021 and February 2022 alongside Health Board/Trust/SHA data for March 2022.

Transactions include notional expenditure in relation to the 6.3% paid to NHS BSA by Welsh Government and notional funding to cover that expenditure as follows:

	2021-22
Statement of Comprehensive Net Expenditure for the year ended 31 March 2022	£000
Expenditure on Primary Healthcare Services	581
Expenditure on Hospital and Community Health Services	26,334

Statement of Changes in Taxpayers' Equity For the year ended 31 March 2022

Net operating cost for the year	26,915
Notional Welsh Government Funding	26,915

Statement of Cash Flows for year ended 31 March 2022

Net operating cost for the financial year	26,915
Other cash flow adjustments	26,915

2.1 Revenue Resource Performance

Revenue Resource Allocation	26,915
-----------------------------	--------

3. Analysis of gross operating costs

3.1 Expenditure on Primary Healthcare Services

General Medical Services	581
--------------------------	-----

3.3 Expenditure on Hospital and Community Health Services

Directors' costs	93
Staff costs	26,241

9.1 Employee costs

Permanent Staff

Employer contributions to NHS Pension Scheme	26,915
Charged to capital	0
Charged to revenue	26,915

18. Trade and other payables

Current

Pensions: staff	0
-----------------	---

28. Other cash flow adjustments

Other movements	26,915
-----------------	--------

34. Other Information

34.2 Welsh Government Covid 19 Funding

Details of Covid 19 Pandemic Welsh Government funding amounts provided to NHS Wales bodies:

	2021-22 £000	2020-21 £000	
Capital			
Capital Funding Field Hospitals		9300	
Capital Funding Equipment & Works	7919	8961	
Capital Funding other (Specify)	0	0	
Welsh Government Covid 19 Capital Funding	7,919	18,261	
			As previously reported in 2020-21
Revenue			
Sustainability Funding			56,400
C-19 Pay Costs Q1 (Future Quarters covered by SF)			8,527
Field Hospital (Set Up Costs, Decommissioning & Consequential losses)			0
Bonus Payment			14,663
Independent Health Sector			2,127
Stability Funding	103,562	81,717	
Covid Recovery	24,863	0	
Cleaning Standards	2,105	0	
PPE (including All Wales Equipment via NWSSP)	5,517	8,950	
Testing / TTP- Testing & Sampling - Pay & Non Pay	9,036	0	
Tracing / TTP - NHS & LA Tracing - Pay & Non Pay	13,548	7,487	
Extended Flu Vaccination / Vaccination - Extended Flu Programme	1,364	894	
Mass Covid-19 Vaccination / Vaccination - COVID-19	10,490	4,911	
Annual Leave Accrual - Increase due to Covid	1,968	20,295	
Urgent & Emergency Care	1,515	4,441	
Private Providers Adult Care / Support for Adult Social Care Providers	3,125	6,205	
Hospices	0	0	
Other Mental Health / Mental Health	114	1,079	
Other Primary Care	1,222	2,083	
Social Care	1,846		
Other	412	4,495	
Welsh Government Covid 19 Revenue Funding	180,687	142,557	

Other Category includes - STI (New WBS to be set up)

34. Other Information

34.3 Changes to accounting standards not yet effective - IFRS 16 Impact

IFRS 16 Leases supersedes IAS 17 Leases and is effective in the public sector from 1 April 2022. IFRS 16 provides a single lessee accounting model and requires a lessee to recognise right-of-use assets and liabilities for leases with a term more than 12 months unless the underlying value is of low value. The FReM makes two public sector adaptations

- The definition of a contract is expanded to include intra UK government agreements that are not legally enforceable;
- The definition of a contract is expanded to included agreements that have nil consideration.

IFRS 16 gives a narrower definition of a lease than IAS 17 and IFRIC 4 by requiring that assets and liabilities will be recognised initially at the discounted value of minimum lease payments. After initial recognition, right of use assets will be depreciated on a straight line basis and interest recognised on the liabilities. Except where modified for revaluation where material, the cost model will be applied to assets other than peppercorn leases which will be measured on a depreciated replacement cost basis. The right of use asset in a peppercorn lease is accounted for similarly to a donated asset.

As required by the FReM IFRS 16 will be implemented using the accumulated catch up method.

When making the comparison to IAS17 in the note below, this is the comparison for those leases which are going to be recognised under IFRS16 that are transitioning as at 1st April 2022.

The right of use assets and leasing obligation have been calculated and indicated that the total discounted value of right of use assets and liabilities under IFRS 16 is lower than the value of minimum lease commitments under IAS 17. In the ROU asset note we have assumed the extension option on the managed service contracts which have been excluded in the leases note. The impact of implementation is an

- Decrease in expenditure £25k;
- Increase in assets and liabilities of £27,548k.

These figures are calculated before intercompany eliminations are made, these will have a material impact on the figures.

Right of Use (RoU) Assets Impact

	Property £000	Non Property £000	Total £000
Statement of financial Position			
RoU Asset Recognition			
+ Transitioning Adjust	18132	5015	23147
+ As at 1 April 2022	18132	5015	23147
+ Renewal / New RoU Assets 2022-23	3813	588	4401
- Less (Depreciation)	-3541	-1175	-4716
+ As at 31 March	18404	4428	22832
RoU Asset Liability			
	Property £000	Non Property £000	Total £000
- Transitioning Adjust	-18132	-5015	-23147
- As at 1 April 2022	-18132	-5015	-23147
- Renewal / New RoU Liability 2022-23	-3813	-588	-4401
+ Working Capital	3546	1255	4801
- Interest	-181	-49	-230
- As at 31 March	-18580	-4397	-22977
Charges			
	Property £000	Non Property £000	Total £000
Expenditure			
RoU Asset depreciation ⁽¹⁾	3541	1175	4716
Interest on obligations under RoU Asset leases ⁽²⁾	181	49	230
	3722	1224	4946

The new ROU assets for 2022/23 are estimated, there may be additional leases identified/changes

LHB

1 Expenditure on Hospital and Community Health Services

2 Finance Costs

THE NATIONAL HEALTH SERVICE IN WALES ACCOUNTS DIRECTION GIVEN BY WELSH MINISTERS IN ACCORDANCE WITH SCHEDULE 9 SECTION 178 PARA 3(1) OF THE NATIONAL HEALTH SERVICE (WALES) ACT 2006 (C.42) AND WITH THE APPROVAL OF TREASURY

LOCAL HEALTH BOARDS

1. Welsh Ministers direct that an account shall be prepared for the financial year ended 31 March 2011 and subsequent financial years in respect of the Local Health Boards (LHB)¹, in the form specified in paragraphs [2] to [7] below.

BASIS OF PREPARATION

2. The account of the LHB shall comply with:

(a) the accounting guidance of the Government Financial Reporting Manual (FReM), which is in force for the financial year in which the accounts are being prepared, and has been applied by the Welsh Government and detailed in the NHS Wales LHB Manual for Accounts;

(b) any other specific guidance or disclosures required by the Welsh Government.

FORM AND CONTENT

3. The account of the LHB for the year ended 31 March 2011 and subsequent years shall comprise a statement of comprehensive net expenditure, a statement of financial position, a statement of cash flows and a statement of changes in taxpayers' equity as long as these statements are required by the FReM and applied by the Welsh Assembly Government, including such notes as are necessary to ensure a proper understanding of the accounts.

4. For the financial year ended 31 March 2011 and subsequent years, the account of the LHB shall give a true and fair view of the state of affairs as at the end of the financial year and the operating costs, changes in taxpayers' equity and cash flows during the year.

5. The account shall be signed and dated by the Chief Executive of the LHB.

MISCELLANEOUS

6. The direction shall be reproduced as an appendix to the published accounts.

7. The notes to the accounts shall, inter alia, include details of the accounting policies adopted.

Signed by the authority of Welsh Ministers

Signed : Chris Hurst

Dated :

1. Please see regulation 3 of the 2009 No.1559 (W.154); NATIONAL HEALTH SERVICE, WALES; The Local Health Boards (Transfer of Staff, Property, Rights and Liabilities) (Wales) Order 2009.